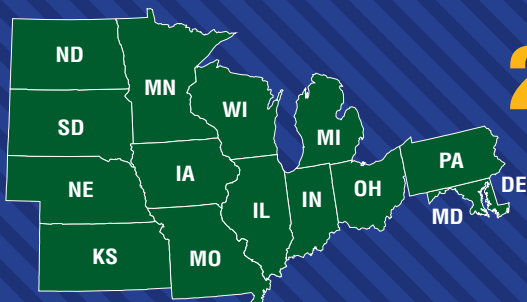
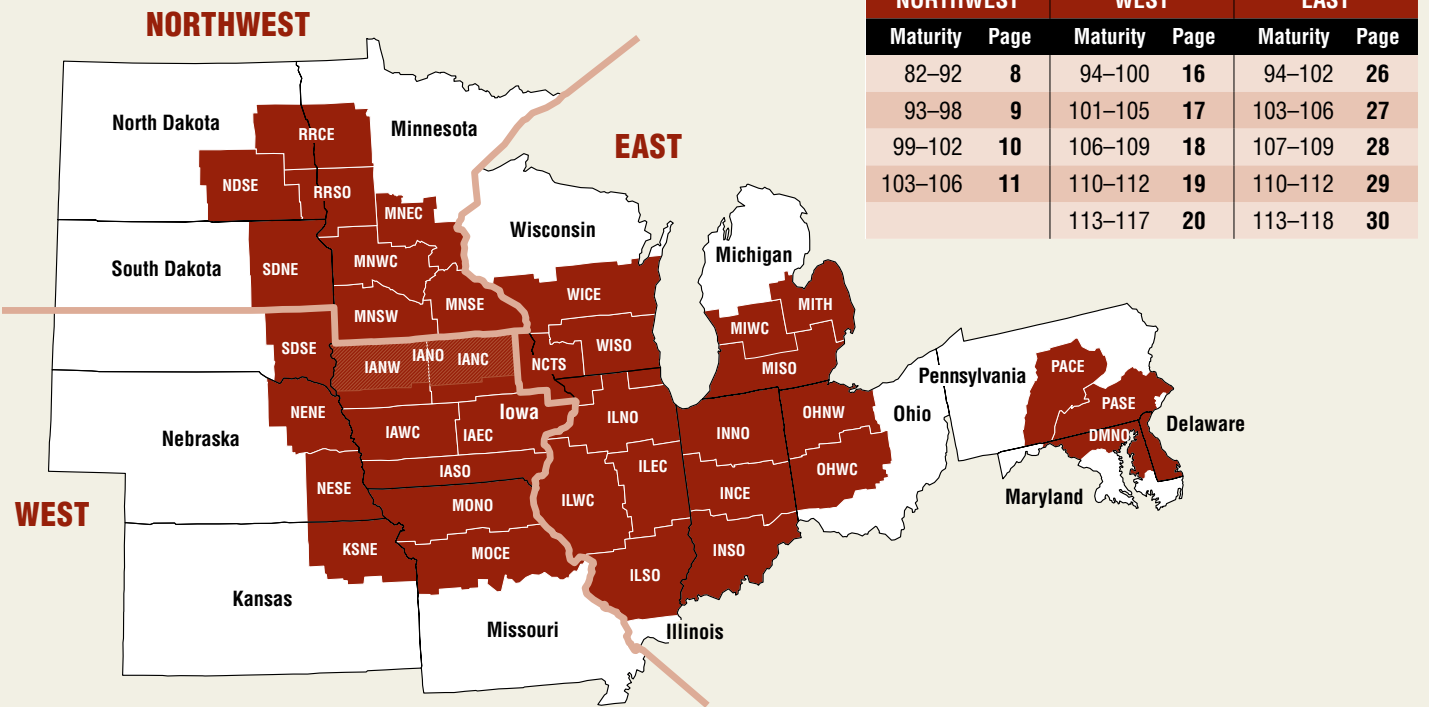


Unbiased, Accurate Yield Testing, Every Time



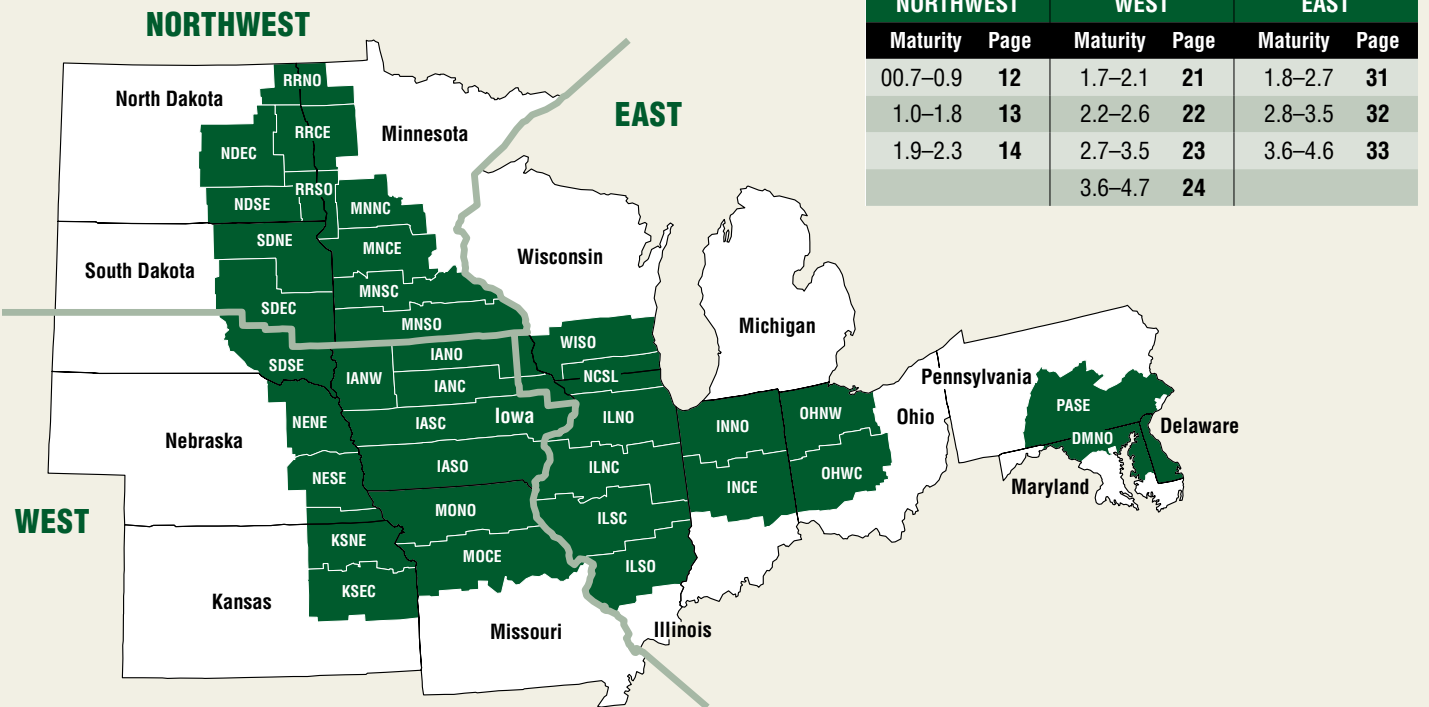
2018 | **Corn and Soybean
Yield Guide**

CORN | TESTING REGIONS AND TABLE OF CONTENTS



NORTHWEST		WEST		EAST	
Maturity	Page	Maturity	Page	Maturity	Page
82-92	8	94-100	16	94-102	26
93-98	9	101-105	17	103-106	27
99-102	10	106-109	18	107-109	28
103-106	11	110-112	19	110-112	29
		113-117	20	113-118	30

SOYBEAN | TESTING REGIONS AND TABLE OF CONTENTS



NORTHWEST		WEST		EAST	
Maturity	Page	Maturity	Page	Maturity	Page
00.7-0.9	12	1.7-2.1	21	1.8-2.7	31
1.0-1.8	13	2.2-2.6	22	2.8-3.5	32
1.9-2.3	14	2.7-3.5	23	3.6-4.6	33
		3.6-4.7	24		

The 2018 Corn and Soybean Yield Guide is published annually by EFG, LLC, and is distributed throughout the corn and soybean regions of the country. © 2018/2019, all rights reserved by EFG, LLC, P.O. Box 1001, Urbana, IL 61803, Phone: 701.630.8349. No portion of this publication may be reproduced in whole or part without prior written consent. EFG, LLC has worked diligently to ensure the information in this magazine is as accurate as possible. EFG, LLC is not responsible for errors. For further information please visit www.FirstSeedTests.com.

Special Note: The FIRST organization gratefully acknowledges the 2018 financial support provided by the United Soybean Board. Their assistance in sponsoring our soybean tests, funding the grain quality analysis and distribution of information products, such as this publication, are valuable contributions to our success.

FIRST Works For You

FIRST works for you the farmer... and you the seed salesman and you the agronomist. We apply our best efforts for you, the seed consultant and farm manager. We labor long hours for our seed sponsors. We are committed to working for all of you with one focused mission:



To provide timely unbiased comparisons of innovative seed genetics to improve yield and profitability for American farmers.

We live in a world driven by data. Data helps us weigh our options, mitigate risk and make better decisions. It offers greater control. FIRST's work is about gathering and comparing data so that you can be more confident with your seed product choices.

FIRST delivers actionable yield data so farmers can make better seed buying choices for their unique conditions. Our information products are also designed to help seedsmen and seed consultants match the best performing seed products with their customer's particular growing needs. We give agronomists a comparative tool in their toolbox that fills gaps in regions and growing conditions that their data may not cover. We give seed sponsors a strategic perspective on strengths and opportunities for growth under one consistent testing program across a contiguous geography covering most of the country's corn and soybean growing regions.

FIRST provides a fair and objective platform under a uniform standard to compare seed productivity under a multitude of soil and growing conditions across 15 states. We test over 1,650

seed products from over 70 seed companies across more than 30 distinct growing regions. We manage over 530 replicated tests on 320 farms so the corn and soybean industry can better match seed performance with particular growing conditions. We've been doing this work for 22 years.

Our data is designed to deliver different perspectives to meet different needs. FIRST produces three information products that offer critical insight at the micro-, meso- and macro-levels. *Harvest Reports* document seed product performance at the field level. *Performance Summaries* compile all of the *Harvest Reports* within a multi-county corn or soybean region. The work presented here in this annual *Yield Guide* identifies seed products that dominate FIRST tests across multiple regions and years. It offers a strategic-level perspective. All our information products can be found and downloaded in pdf format at www.firstseedtests.com.

Our work relies on a productive collaboration between cooperating farmers, sponsoring seed companies, our Field Managers and our network of publishing partners. Seed companies sponsor entries in the program, independent farmers provide the test site locations, our independent Field Managers administer the program, and our publishing partners help us disseminate our data to over 400,000 famers.

We are grateful for the opportunity to be of service. We invite interested parties to visit www.firstseedtests.com for more detailed and complete information on all our information products. We look forward to continuing our longstanding and productive partnerships in the delivery of timely unbiased comparisons of innovative seed genetics to improve yield and profitability for American farmers.



A Note From Our General Manager

JOE BRUCE, Ph.D.
General Manager

F.I.R.S.T.
562 S. Prairie St., Cary, IL 60013
(217) 202-9354
joe.bruce@firstseedtests.com
www.FIRSTSeedTests.com

This Yield Guide is compiled from the 571 tests conducted by the 11 independent businessmen, our field managers, listed on pages 7, 15, and 25. These FIRST Field Managers and I work collectively to develop and manage all aspects of this process, from designing testing methodology to delivering the corn grain and soybean performance information to the farming community within days of harvest.

The warm growing season expedited corn development to allow harvest to begin 1–2 weeks ahead of normal in

many areas. However, extended wet periods in October and November delayed harvest considerably. As I write this in early December, we have 10 tests remaining to harvest. This delay as well as strong wind events challenged corn stalk strength and ear retention of many seed products. The wet conditions also reduced grain quality of both corn and soybean. Seed germination and/or disease growth on grain prior to harvest reduced grain quality and fostered excessive toxin production by diseases that resulted in grain price dockage when sold.

The 2018 harvest gave some growers the best yields ever seen, southern Illinois for example, while others had poor yields in drought stressed areas of eastern Kansas and northwest Missouri. Excessive rainfall in portions of northern Iowa and Minnesota delivered very good yields on very well drained sloped field areas and poor to moderate yield on flat areas, despite having very good tile drainage systems.

Whatever your key criterion for selecting a seed product, we hope this *Yield Guide* will help you find products best suited for the challenges on your farm.

A Collaboration for Success

FIRST accomplishes its mission in collaboration with seed company sponsors, independent farmers, FIRST Field Managers and our network of publishing partners. Seed companies sponsor entries in the program, our cooperating farmers provide test site locations across 15 states, our independent Field Managers administer the program, and our network of publishing partners help disseminate our data to over 400,000 farmers and agriculture professionals.

THE SEED SPONSOR'S ROLE

Seed companies have relied on FIRST yield data for the past 22 years as it provides an independent and unbiased source for presentation to a discerning and competitive marketplace.

They choose products and testing regions to meet a varied number of strategic priorities. New products, new traits, and new territories are just some of the reasons seed companies sponsor the FIRST program.

Seed companies trust FIRST because every product is assured accurate and unbiased testing. They have increased their investment in the FIRST program because FIRST consistently delivers actionable data—within days of the fall harvest—that can be leveraged for the late fall seed sales season and beyond.

Our sponsors provide seed and applicable entry fees to our Field Managers who administer the program. This investment delivers comparative data for their production and marketing decisions. It also directly benefits the individual growers and the entire American corn and soybean industry as a whole.

THE TESTING SITE HOST'S ROLE

The testing site hosts play an integral role in the FIRST program. Collectively, they offer a representative sample of diverse growing conditions across 15 states.

Many FIRST site hosts have been affiliated with the program for over 10 years. Reasons vary for host participation. Some hosts value the yield data gained from testing 50 to 150 seed products in their field using their production practices. Others view it as a goodwill contribution benefiting the agricultural community as a whole.

FIRST greatly appreciates our host partner's collaboration. Sharing their knowledge of what is required to make a business of producing grain is an ongoing lesson for each of us.

THE FIRST FIELD MANAGER'S ROLE

The role of our Field Managers is that of program administrator. Field Managers recruit and work with seed sponsors and plot hosts within their respective regions. They administer seed sponsor accounts and identify prime test site locations that are representative of the geographic diversity and conditions within their area. Field Managers also process and package seed selections, and plant and monitor the test sites. In the fall they harvest, collect the data and transfer it to the data manager for final processing.

Throughout the year they attend mandatory FIRST training sessions, and update their methods and equipment to keep up with the latest developments.

THE PRINT PUBLISHER'S ROLE


FIRST collaborates with an extensive network of publishing partners that help us get our data to farmers and agricultural professionals across the country. Numerous local and regional agricultural newspapers publish our Harvest Reports on an annual basis. Collectively, they reach over 400,000 farmers and seed industry professionals.

FIRST's Information Products

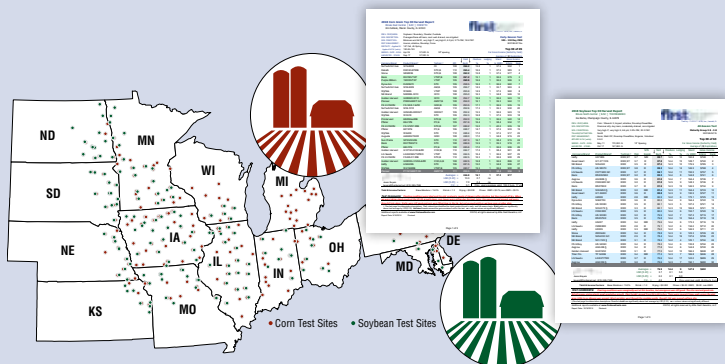
We believe that the most useful tool is the one that gets used the most. FIRST is committed to making our data easy to navigate, understand and apply. Our goal is to make our data useful to all our audiences: farmers, seedsmen, managers and consultants, agronomists, and seed companies.

FIRST produces three information products, *Harvest Reports*, *Performance Summaries* and an annual *Yield Guide*. These products offer different levels of insight. *Harvest Reports* are a field-level view of product performance. *Performance Summaries* are a multi-county or regional perspective and the *Yield Guide* identifies products that we know the most about over the longest testing period. These three products offer a set of tools useful in finding the best seed products with particular characteristics for different conditions and considerations. Each product is designed with the end user in mind, providing the perspective that's most applicable to a particular need.

All of our information products can be downloaded from **firstseedtests.com** in pdf format. The *Yield Guide* is also available in printed format. A copy can be requested through the website.



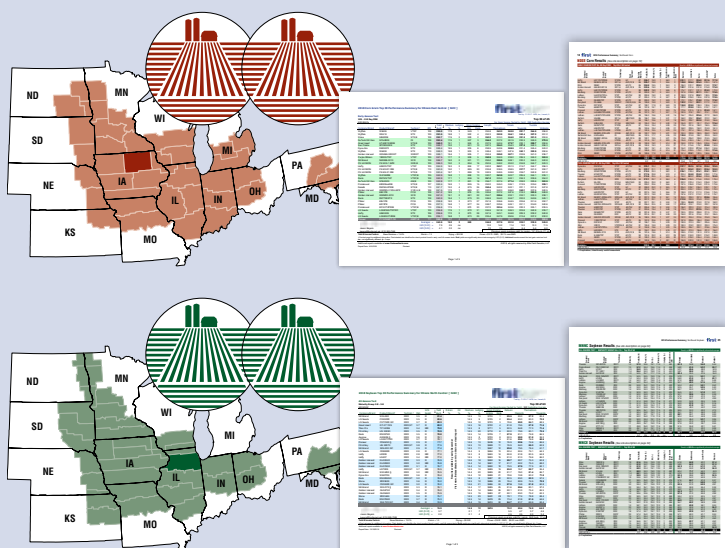
Information Products Offer Different Perspectives



HARVEST REPORTS are field-level results. Think of them as the farm next door. *Harvest Reports* register results from individual test sites in locations that are representative of specific areas. They are the results of replicated seed tests from farms participating in a FIRST corn or soybean program within your region. These reports offer a direct side-by-side comparison of products grown at each test site.

Designed for

Growers Seed Dealers/Farm Mgr Sales Mgmt

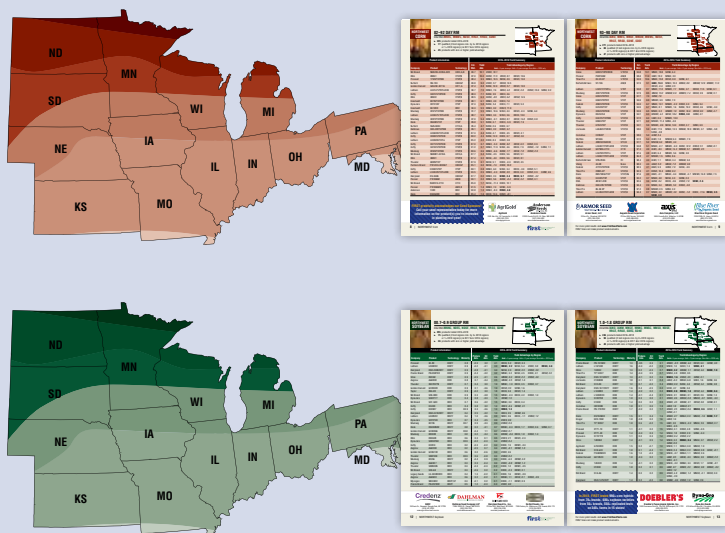


PERFORMANCE SUMMARIES compile the results of all the *Harvest Reports* within a multi-county corn or soybean region organized by maturity ranges. Test entries are sponsored by seed brands conducting business in these areas. The same seed products are tested at all test sites within a region. Generally, states are subdivided into 2-5 regions. Some regions overlap 2 or 3 states if appropriate.

These summaries offer a direct side-by-side comparison of products grown at each test site. This apples-to-apples approach demonstrates seed performance differences due to production practices or growth environment. Product yield results within a region are averaged and ranked. Individual test site results presented provide insight about where and when these products are best suited.

Designed for

Growers Seed Dealers/Farm Mgr Sales Mgmt



The **YIELD GUIDE** is our broadest perspective. It offers the most information on the products we know the most about. It's published annually to identify seed products that dominate FIRST tests across multiple regions and years.

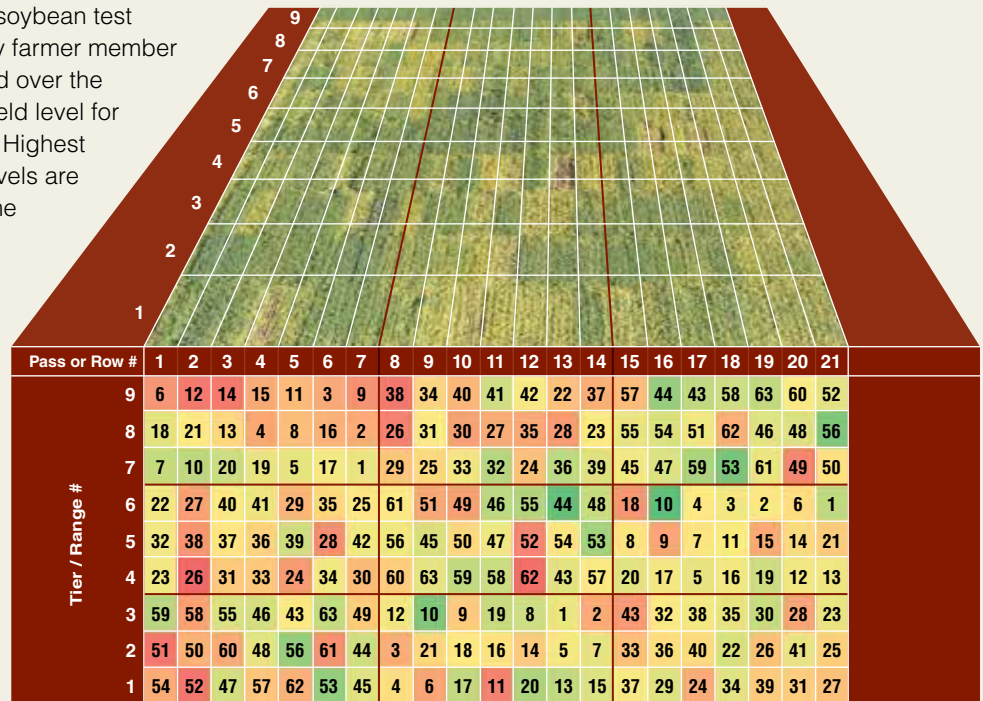
The Corn Belt is divided into 3 areas where all FIRST tested products within distinct maturity ranges are compared. Product yield is presented by the average number of bushels above or below the test site average and may include well over 300 farm comparisons per product. The *Yield Guide* serves as a conservative and well-proven resource to identify and position widely adapted seed products most likely to succeed on your farm.

Designed for

Growers Seed Dealers/Farm Mgr Sales Mgmt

TEST SITE HEAT MAP WITH AERIAL OVERVIEW FOR COMPARISON

The aerial image shows the 2018 FIRST soybean test located at Thomasboro, Illinois hosted by farmer member Joe Burke. The "heat-map" superimposed over the all-season test uses color to represent yield level for each mini-strip (10 ft wide by 40 ft long). Highest yield is bright green while lowest yield levels are bright red. Mini-strips containing the same number have identical seed products (3 mini-strips per product).



LEGEND VALUES

92.6	Yield Maximum
76.9	Yield Average
65.2	Yield Minimum

FOOTNOTES, TECHNOLOGIES & ABBREVIATIONS

CORN BRAND FOOTNOTES

- ^ Innotech™ brand seed is distributed by Rob-See-Co, LLC. Phoenix® brand seed is distributed by Advanta Seeds. Power Plus® brand seed is distributed by Burrus. Innotech™ and Phoenix® are trademarks of Syngenta. Power Plus® is a registered trademark of Corteva Agriscience.
- CK Identifies a check product included in early- and full-season tests.
- GC Grower Comparison product included by FIRST when space permits.

CORN TECHNOLOGIES*

3000GT Agrisure® 3000GT	E Enlist™
3010 Agrisure® 3010	GT Agrisure® GT
3011,A Agrisure® Artesian®	HX Herculex® 1
3110 Agrisure® Viptera® 3110	HXRW Herculex® Rootworm
3111 Agrisure® Viptera® 3111	HXT Herculex® Xtra
3120 Agrisure® 3120	LL LibertyLink®
3122 Agrisure® 3122	None conventional corn
3220 Agrisure® Viptera® 3220	OI Optimum® IntraSect®
A Agrisure® Artesian®	OIX Optimum® IntraSect® Xtra
AM Optimum® AcreMax®	OIXT Optimum® IntraSect® Xtreme
AMT Optimum® AcreMax® TRIsect	PC PowerCore™
AMX Optimum® AcreMax® Xtra	RR2 Roundup Ready® 2 Corn
AMXT Optimum® AcreMax® Xtreme	RW Agrisure® Rootworm
AQ Optimum® AQUAMax®	STX SmartStax®
B Refuge blend product	VT2P Genuity® VT Double PRO®
CB Agrisure® Corn Borer	VT3P Genuity® VT Triple PRO®
DG Genuity® DroughtGard®	YGCB YieldGard® Corn Borer

* The refuge component genetics may vary in a refuge blend seed product.

CORN SEED TREATMENTS**

? information not provided	M Lumiviva™
A Allegiance®	MQ Maxim XL®
AC Acceleron® fungicide products	None Maxim Quattro®
AL2500 Alert 2500	P2, P5, untreated
At Actellic®	P1 Poncho® at 0.25, 0.5 and 1.25 mg ai/seed, respectively
AVC Avicta® Complete Corn	R Raxil®
C2, C5, C1 Cruiser® at 0.25, 0.5 and 1.25 mg ai/seed, respectively	Sa Sativa™
CM Cruiser Xtreme®	Se Sebring™
D CruiserMaxx® Corn	Sn Senator™
Es Dynasty®	Sp Spirato™
HC Escalate®	SC SHIELDCoat™
In Hefty Complete	V Votivo®
L Intego™ Solo	Vi Vibrance®
Lu Lorsban®	

** Seed treatments may include unspecified plant health promoting components.

SOYBEAN BRAND FOOTNOTES

- ^ Innotech™ brand seed is distributed by Rob-See-Co, LLC. Innotech™ is a trademark of Syngenta.
- CK Identifies a check product included in early- and full-season tests.
- GC Grower Comparison product included by FIRST when space permits.
- § United Soybean Board sponsored entry

SOYBEAN TECHNOLOGIES

G27 GT27™	RR2Y Genuity® Roundup Ready 2 Yield®
LL LibertyLink®	RRX Roundup Ready 2 Xtend®
None Conventional, non-GMO	ST Sulfonylurea herbicide tolerant
RR Glyphosate tolerant	

SOYBEAN CYST NEMATODE (SCN) RESISTANCE RATING

S susceptible	R resistant
MR moderate resistance	n/a info unavailable

SOYBEAN SEED TREATMENTS*

? Information not provided	Gr+ Great Start™ Max Plus insecticide
A2020 Alert 2020™	IL ILeVO®
AC Acceleron® fungicide products	In Intego™ Solo
ACi Acceleron® fungicide and insecticide products	IS Intego™ Suite
AM ApronMaxx®	Lu Lumisena™
ASfi AgriShield® F-I	Me Mertect®
AVB Avicta® Complete Beans	None untreated
AVBV Avicta® Complete Beans with Vibrance	Pd proTect D™
BB Buckeye Boost ST	PG+ Profit Guard +™
CCB Clariva™ Complete Beans	PS MAS Pro-Shield
CI Clariva™ pn	PV Poncho®/Votivo®
CMB CruiserMaxx® Beans	R Redigo™
CMBV CruiserMaxx® Beans with Vibrance	Ret Revize® SB+T
DPHB DPH Boost®	Ri Rizolex™
DST Dominance™ ST	Sf Stine XP F
DX Defend™ Extra	SFI Stine XP fungicide & insecticide
EcTC Eclipse™ US Total coverage	SS Soyshield™
EE Evergol™ Energy	SS+ Soyshield Plus™
EL Elevate™ F-I	TE Trius Elite™
EL+ Elevate™ Plus	TT Turbo Treat™
En Encase®	W Warden® CX
EQV Equity® VIP	Wr Warden® RTA
Es Escalate™	YPP YP Pro™
F fungicide	
G Gaucho®	

* Seed treatments may include unspecified plant health promoting components.

Unbiased, Accurate Yield Testing, Every Time

The FIRST program is carefully designed with the goal of providing the most accurate and unbiased yield data possible for delivery within the shortest possible time frame. FIRST posts its data at www.firstseedtests.com on average within 3 days after harvest.

A tremendous amount of preparation and standardization is required to consistently meet this goal. Prior to planting, product information is gathered, tagged, verified and standardized across all FIRST tests. Corn entries are grouped by similar plant height and the sub-groups organized to minimize the impact of shading from taller adjacent hybrids and soybean products of similar cyst nematode resistance are also grouped.

Test sites are organized in strips 10 feet wide by 45 feet long, with a minimum of three replications of an identical product set at each of four to six sites within a testing region. Replications are comprised of 3 or 4 identical product sub-groups, where products are randomized within sub-group and sub-groups are randomized within each replication.

This way, entries disrupted by an unforeseen event

(compaction, ponding, poor stands, etc.) can be eliminated and the unaffected area of the test retained in complete replications.

Test locations are representative of the geographic diversity within a region. Ideal sites have uniform, well-drained soils where farmer hosts use standard production practices for the area. Typically, all tests at a location are conducted adjacent to each other to minimize yield variance.

In late summer, harvest files are generated from functionally identical templates. All harvest data and agronomic information for crop production is input into these files. Typically within 24 hours of harvest, Field Managers supply these files to the Data Manager who analyzes them and generates harvest reports to post at www.firstseedtests.com. Our process timeliness is shared with seed sponsors in our *Top of the Year Newsletter*.

FIRST personnel are proud to deliver the best quality yield data possible across the major corn and soybean growing regions in the United States. Through careful preparation, process standardization, and automation, we consistently deliver a high volume of quality test summaries.



Build Confidence in Your Seed Selection

Confidence is the commodity in greatest demand when making seed product decisions. FIRST's annual *Yield Guide* is designed to help you make your seed product(s) selection with greater confidence.

This Guide presents the highest yielding products that we know the most about.

All products presented in this guide have proven themselves above average for yield again and again, some measured hundreds of times across various regions averaged over multiple years. That they perform over a wide range of regional growing seasons indicates greater adaptability to whatever growing conditions will be encountered next year. Regional yield advantages also identify where any one product has been most competitive.

This perspective also identifies opportunities—from field-level to strategic. This *Yield Guide* is designed to deliver confidence to growers, seed dealers and sales management alike.

To find the product information for your particular needs follow these simple steps:

1. This book is divided by crop, region and maturity. Go to the maps on the inside cover to determine what table interests you and go to the applicable page.

CORN TESTING REGIONS AND TABLE OF CONTENTS

Region	Product	Yield (bu/acre)	Yield Advantage (bu/acre)
Northwest	AG-100	121.4	1.2
	AG-100	121.4	1.2
	AG-100	121.4	1.2
	AG-100	121.4	1.2
West	AG-100	121.4	1.2
	AG-100	121.4	1.2
	AG-100	121.4	1.2
	AG-100	121.4	1.2
East	AG-100	121.4	1.2
	AG-100	121.4	1.2
	AG-100	121.4	1.2
	AG-100	121.4	1.2
Southeast	AG-100	121.4	1.2
	AG-100	121.4	1.2
	AG-100	121.4	1.2
	AG-100	121.4	1.2

SOYBEAN TESTING REGIONS AND TABLE OF CONTENTS

Region	Product	Yield (bu/acre)	Yield Advantage (bu/acre)
Northwest	AG-100	121.4	1.2
	AG-100	121.4	1.2
	AG-100	121.4	1.2
	AG-100	121.4	1.2
West	AG-100	121.4	1.2
	AG-100	121.4	1.2
	AG-100	121.4	1.2
	AG-100	121.4	1.2
East	AG-100	121.4	1.2
	AG-100	121.4	1.2
	AG-100	121.4	1.2
	AG-100	121.4	1.2
Southeast	AG-100	121.4	1.2
	AG-100	121.4	1.2
	AG-100	121.4	1.2
	AG-100	121.4	1.2

2. Each data table presents seed products sorted by the highest to lowest average yield.

103-106 DAY RIM

CONVENTIONAL: WICE, WICE, WICE, WICE, WICE

• 30 products tested 2010-2016
 • 70 products tested regionally (by 2-2016 region)
 • 40 products tested in 2017 (last data available)

Company	Product	Technology	Yield (bu/acre)	Yield Advantage (bu/acre)
Archer-Daniels-Midland	AG-100	AG-100	121.4	1.2
Archer-Daniels-Midland	AG-100	AG-100	121.4	1.2
Archer-Daniels-Midland	AG-100	AG-100	121.4	1.2
Archer-Daniels-Midland	AG-100	AG-100	121.4	1.2

3. Focus on the right side of the table labeled “Yield Advantage by Region.” This section presents the number of bushels above or below the plot average for regions where the product was tested.

WEST SOYBEAN 3.0-4.7 GROUP RIM

CONVENTIONAL: WICE, WICE, WICE, WICE, WICE

• 30 products tested 2010-2016
 • 70 products tested regionally (by 2-2016 region)
 • 40 products tested in 2017 (last data available)

Company	Product	Technology	Yield (bu/acre)	Yield Advantage (bu/acre)
Archer-Daniels-Midland	AG-100	AG-100	121.4	1.2
Archer-Daniels-Midland	AG-100	AG-100	121.4	1.2
Archer-Daniels-Midland	AG-100	AG-100	121.4	1.2
Archer-Daniels-Midland	AG-100	AG-100	121.4	1.2

4. Beginning at the top, highlight the region(s) (i.e., WICE, ILNO, etc.) of interest every time they appear. Now highlight the products with the highest yield advantage for those region(s).

EAST SOYBEAN 94-102 DAY RIM

CONVENTIONAL: WICE, WICE, WICE, WICE, WICE

• 30 products tested 2010-2016
 • 70 products tested regionally (by 2-2016 region)
 • 40 products tested in 2017 (last data available)

Company	Product	Technology	Yield (bu/acre)	Yield Advantage (bu/acre)
Archer-Daniels-Midland	AG-100	AG-100	121.4	1.2
Archer-Daniels-Midland	AG-100	AG-100	121.4	1.2
Archer-Daniels-Midland	AG-100	AG-100	121.4	1.2
Archer-Daniels-Midland	AG-100	AG-100	121.4	1.2

5. Contact your seed supplier. Information for seed supplier(s) can be found in alphabetical order along the bottom of the pages in this book.

6. (Optional). For more information on how well these products compete among those we know the most about, see the FIRST regional *Performance Summaries* (Northwest, West and East Zones) found at www.firstseedtests.com.

There are two important reasons to consider hybrids with high yield over a large area:

1. A wider area of adaptation means that a hybrid is better equipped to deal with a larger number of growing conditions.

2. Identifying several broadly adapted hybrids (or soybean varieties) can serve as standards or checks while reviewing data summaries per region or per test site.

NORTHWEST | MEET THE MANAGERS



MARK QUERNA, FIRST Field Manager
 IMQ, LLC
 14870 240th Ave., New Richland, MN 56072
 (507) 380-9920
 mark.querna@firstseedtests.com
 CORN REGIONS: **MNSE, MNSW**
 SOYBEAN REGIONS: **MNSC, MNSO**

TEAM LEADER



ED DAHLE, FIRST Field Manager
 NewVenture, LLC
 8389 SW 95th Ave., Ellendale, MN 56026
 (507) 456-6624
 ed.dahle@firstseedtests.com
 CORN REGIONS: **MNWC, MNEC**
 SOYBEAN REGIONS: **MNCE, MNNC**

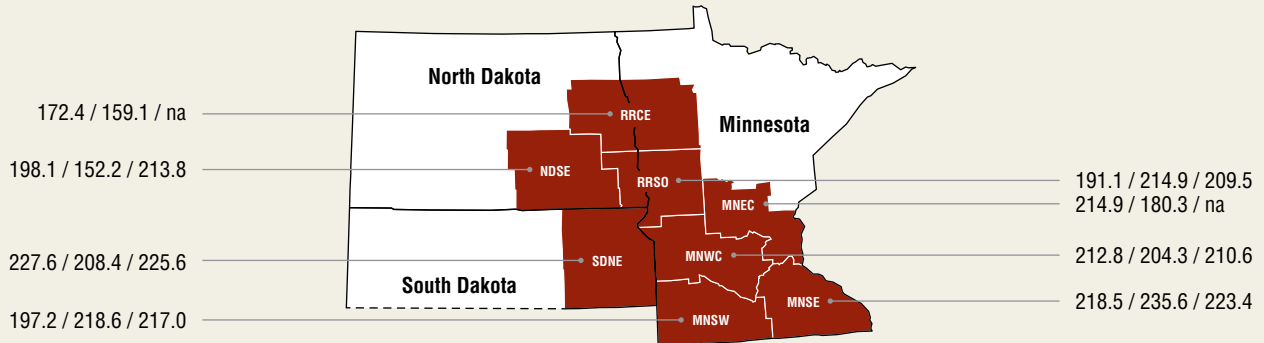


LUKE BRENDEMUEHL, FIRST Field Manager
 Northland FIRST, LLC
 4032 120th Ave. N, Moorhead, MN 56560
 (218) 790-4497
 luke.brendemuhl@firstseedtests.com
 CORN REGIONS: **NDSE, RRCE, RRSO**
 SOYBEAN REGIONS: **RRCE, RRNO, RRSO**

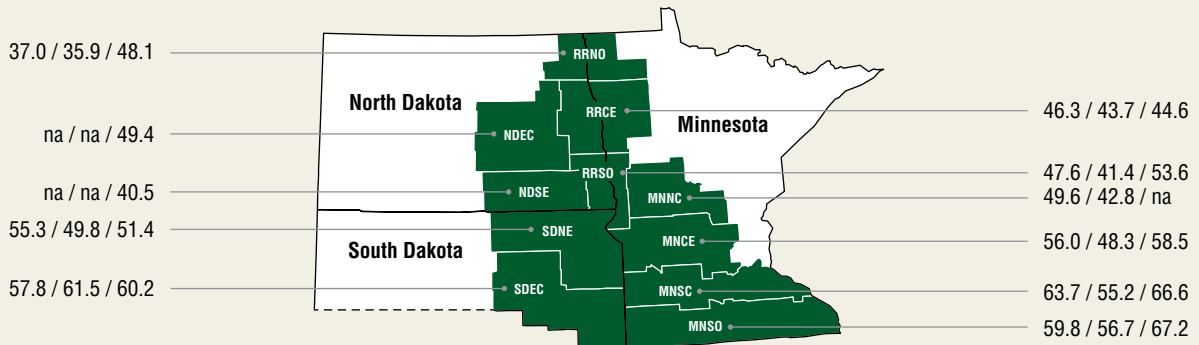


MARK TOLLEFSON, FIRST Field Manager
 MNS Seed Testing, LLC
 16435 269th Ave., New Richland, MN 56072
 (507) 456-2357
 mark.tollefson@firstseedtests.com
 CORN REGIONS: **SDNE, SDSE**
 SOYBEAN REGIONS: **SDEC, SDNE, SDSE**

CORN Yield (bu/a) Averages 2018 / 2017 / 2016, respectively



SOYBEAN Yield (bu/a) Averages 2018 / 2017 / 2016, respectively

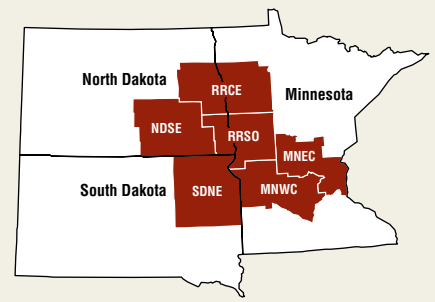


NORTHWEST CORN

82-92 DAY RM

REGIONS **MNEC, MNWC, NDSE, RRCE, RRSO, SDNE**

- ▶ 235 products tested 2016-2018
- ▶ 77 qualified (2 test regions min. by 2+ 2018 regions or 1+ 2018 region(s) & 2017 &/or 2016 regions)
- ▶ 45 products with zero or higher yield advantage



Product information			2016-2018 Yield Summary				
Company	Product	Technology	Est. Mat.	Yield Adv.	Yield Advantage by Region		
					Bold = 3-year average <i>Italic</i> = 2-year average Non-italic = 2018 only		
NK Brand	NK8455-3220A-EZR	3220,A,B	83.7	10.1	RRCE, 10.1		
REA	2B861	VT2P,B	87.0	10.0	<i>NDSE, 11.5</i>	RRCE, 8.1	RRSO, 10.6
Proseed	1790VT2PRIB	VT2P,B	88.4	9.5	MNEC, 10.5	NDSE, 4.9	RRSO, 13.0
NuTech	5N-183	3000GT	83.8	9.2	RRCE, 5.7 RRSO, 14.5		
Golden Harvest	G84J92-3011A	3011,A	87.4	8.8	NDSE, 10.9	RRCE, 5.7	RRSO, 12.0
Latham	LH4147VT2ProRIB	VT2P,B	90.7	7.5	MNEC, 7.6	<i>NDSE, 4.0</i>	RRCE, 3.8 RRSO, 10.6 SDNE, 9.2
Hefty	H4012VT2PRIB	VT2P,B	88.3	7.1	NDSE, 9.5	RRCE, 4.6	
REA	3B902	VT2P,B	88.5	6.3	<i>NDSE, -0.5</i>	RRCE, 6.2	<i>RRSO, 12.4</i>
Enestvedt	E878VT2PRIB	VT2P,B	88.1	6.1	MNEC, 4.9	RRCE, 7.4	
Dyna-Gro	D27VC87	VT2P	87.3	5.8	NDSE, 5.4	RRCE, 7.1	RRSO, 5.0
Enestvedt	E612RR	RR2	93.3	5.5	MNEC, 0.2	RRSO, 11.9	
Mustang	2291VT2PRIB	VT2P,B	91.7	5.5	MNEC, 10.6	NDSE, 4.3	RRSO, -0.3 SDNE, 6.4
Latham	LH3937VT2ProRIB	VT2P,B	88.7	5.5	MNEC, 3.3	NDSE, 3.6	RRCE, 10.0
Mustang	3287VT2PRIB	VT2P,B	87.0	5.4	MNEC, -9.1	<i>NDSE, 8.1</i>	RRCE, 14.8 RRSO, 0.8
Renk	RK408VT2P	VT2P	89.8	5.1	NDSE, 3.7	RRCE, -5.9	RRSO, 7.9
NuTech	5GN-8484	3110,A	85.4	4.7	NDSE, 2.6	RRCE, 6.7	
Dahlman	R45-28VT2PRIB	VT2P,B	89.1	4.5	MNEC, 2.2	RRSO, 6.7	
Latham	LH3695VT2ProRIB	VT2P,B	87.3	4.4	NDSE, 4.7	RRCE, 4.5	RRSO, 4.1
Hefty	H3902VT2PRIB	VT2P,B	88.2	4.3	NDSE, 12.0	RRCE, 0.7	<i>RRSO, 2.6</i>
Latham	LH3585VT2Pro	VT2P	85.2	4.2	RRCE, 8.3 RRSO, 0.0		
Hefty	H3712VT2PRIB	VT2P,B	87.0	3.7	MNEC, -5.0	<i>NDSE, 8.2</i>	RRCE, 6.5 RRSO, 0.9
Hefty	H4102VT2PRIB	VT2P,B	91.2	3.7	MNEC, 11.9	NDSE, 4.6	RRCE, 7.9 <i>RRSO, -1.8</i> SDNE, 1.1
Mustang	2290VT2PRIB	VT2P,B	88.6	3.6	MNEC, -6.6	<i>NDSE, 7.7</i>	RRCE, 7.0 <i>RRSO, 2.9</i>
NK Brand	NK8881-3010A	3010,A	87.7	3.4	NDSE, -0.5	RRCE, 5.6	RRSO, 5.1
REA	3B891	VT2P,B	87.4	3.2	NDSE, -4.0	RRCE, 5.6	RRSO, 8.1
Thunder	6888VT2P	VT2P,B	87.9	3.1	NDSE, 5.1	RRCE, -0.3	RRSO, 4.5
Partners Brand	PB 5203-3000GT	3000GT	85.1	3.0	NDSE, -7.3	RRCE, 10.0	
Hefty	H3922VT2P	VT2P	88.1	2.8	MNEC, 6.0	NDSE, 3.4	RRCE, -3.9 RRSO, 5.1
Latham	LH4242VT2ProRIB	VT2P,B	93.5	2.5	MNEC, -4.3	<i>NDSE, 0.5</i>	RRCE, 3.0 RRSO, 0.9 <i>SDNE, 8.4</i>
Dairyland	DS-9686	3000GT	87.7	2.2	MNEC, 2.3	NDSE, 3.4	RRCE, 6.7 <i>RRSO, -3.2</i>
Pioneer	P9188AM	AM,B	90.1	2.2	MNEC, 5.6	<i>NDSE, -0.4</i>	RRCE, 3.2 RRSO, 3.1
NK Brand	NK8519-3110	3110	85.0	1.7	NDSE, -11.3	RRCE, 12.1	
Pioneer	P9188AMX	AMX,B	91.5	1.4	MNEC, 7.4	SDNE, -5.9	
Anderson	742R	RR2	92.8	1.3	MNEC, -8.0	RRSO, 4.8	
Renk	RK264RR	RR2	85.4	1.3	RRCE, 10.6	RRSO, -8.1	

FIRST gratefully acknowledges our Seed Sponsors!
 Call your seed representative today for more information on the product(s) you're interested in planting next year!



AgriGold
 5381 Akin Rd., St. Francisville, IL 62460
 (800) 262-7333
 www.agrigold.com



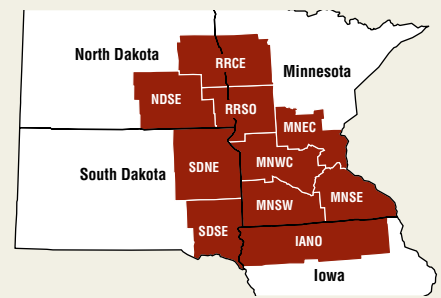
Anderson Seeds
 Of St. Peter, MN
Anderson Seeds
 37825 County Rd. 63, St. Peter, MN 56082
 (507) 246-5032
 www.andersonseedsmn.com

NORTHWEST CORN

93-98 DAY RM

REGIONS **IANO, MNEC, MNSE, MNSW, MNWC, NDSE, RRCE, RRSO, SDNE, SDSE**

- ▶ 271 products tested 2016-2018
- ▶ 88 qualified (2 test regions min. by 2+ 2018 regions or 1+ 2018 region(s) & 2017 &/or 2016 regions)
- ▶ 47 products with zero or higher yield advantage



Product information			2016-2018 Yield Summary							
Company	Product	Technology	Est. Mat.	Yield Adv.	Yield Advantage by Region					
					Bold = 3-year average <i>Italic</i> = 2-year average Non-italic = 2018 only					
Heine	6200VT2PRORIB	VT2P,B	93.8	13.1	MNEC, 18.8	SDNE, 6.4				
Pioneer	P9870AM	AM,B	98.4	11.0	IANO, 18.2	MNSE, 2.0				
Titan Pro	82-95 2P	VT2P,B	93.9	10.6	MNEC, 15.8	RRSO, 8.8	SDNE, 6.1			
NuTech/G2 Gen	5F-196	AM,B	97.3	9.1	IANO, 13.3	MNEC, 10.0	<i>MNSE, 8.0</i>	<i>MNSW, 12.9</i>	<i>MNWC, 11.3</i>	RRSO, -2.4
Latham	LH4517VT2Pro	VT2P	93.8	8.7	MNEC, 11.2	MNWC, 7.7	NDSE, 3.7	RRSO, 11.5	SDNE, 9.1	
Mustang	4297VT2PRIB	VT2P,B	97.9	8.5	<i>MNSE, 15.2</i>	<i>MNSW, 9.9</i>	<i>MNWC, 7.4</i>	RRSO, 2.9	<i>SDNE, 5.1</i>	
Heine	6350VT2PRO	VT2P	97.7	7.0	<i>SDNE, 7.0</i>					
Heine	6360VT2PRO	VT2P	96.9	6.9	MNWC, 6.9	SDNE, 7.0				
Federal	4580VT2PRIB	VT2P,B	94.3	6.7	MNEC, 13.1	MNWC, -0.2	RRSO, 3.0	SDNE, 9.4		
Hefty	H4522VT2P	VT2P	94.5	6.7	MNEC, 8.1	MNWC, 1.6	NDSE, 19.2	RRSO, 4.6	SDNE, -0.4	
Mustang	3294VT2PRIB	VT2P,B	93.9	6.5	MNEC, 0.2	<i>MNWC, 1.0</i>	<i>NDSE, 16.6</i>	<i>RRSO, 8.3</i>	<i>SDNE, 4.7</i>	
Dyna-Gro	D34VC54	VT2P	94.1	6.3	<i>MNWC, 4.3</i>	<i>NDSE, 18.4</i>	RRSO, 3.0	<i>SDNE, 3.1</i>		
Hefty	H4612VT2PRIB	VT2P,B	97.2	6.3	IANO, 0.6	MNWC, 12.0				
Thunder	6996VT2P	VT2P	97.1	6.2	MNWC, 11.4	SDNE, -0.3				
Thunder	6794VT2P	VT2P,B	94.1	5.9	MNWC, -0.9	NDSE, 14.0	RRSO, 3.7	SDNE, 6.9		
LG Seeds	LG5465VT2RIB	VT2P,B	98.0	5.9	IANO, 11.5	MNSE, 13.5	MNSW, 18.9	MNWC, 3.7	SDNE, -5.8	SDSE, -2.8
Cornelius	C295DP	VT2P	98.3	5.4	<i>IANO, 5.4</i>					
Wyffels	W1636	VT2P	97.2	5.3	IANO, 1.8	MNSW, 6.3	MNWC, 7.9			
Federal	4880SSTAXRIB	STX,B	97.7	5.2	MNSW, 6.2	MNWC, 4.4				
Latham	LH4437VT2ProRIB	VT2P,B	93.8	5.1	MNEC, -2.7	MNWC, -9.0	<i>NDSE, 12.9</i>	<i>RRSO, 5.1</i>	<i>SDNE, 8.1</i>	
Golden Harvest	G97N86-3110	3110	97.3	4.9	IANO, -8.3	<i>MNSE, 14.3</i>	MNSW, 5.7	<i>MNWC, 2.5</i>		
Latham	LH4795VT2Pro	VT2P	97.6	4.8	IANO, 6.4	MNWC, 5.6	SDNE, 2.0			
Latham	LH4657VT2ProRIB	VT2P,B	96.8	4.7	MNWC, 1.5	SDNE, 8.6				
NuTech/G2 Gen	5FN-2596	OI	98.4	4.4	IANO, 1.1	MNSE, 3.4	MNSW, 9.4			
Viking	44-98	None	98.0	4.3	<i>IANO, 5.0</i>	<i>MNSE, 7.0</i>	<i>MNSW, 0.8</i>			
Federal	4770VT2PRIB	VT2P,B	98.5	4.1	IANO, 5.9	<i>SDNE, 7.0</i>	SDSE, -3.9			
Titan Pro	2M95-2P	VT2P,B	93.9	4.1	RRSO, 10.4	<i>SDNE, 0.3</i>				
Renk	RK579DGV2P	VT2P,DG	97.6	4.0	IANO, -2.1	MNSE, -0.4	MNSW, -3.7	MNWC, 16.8	SDNE, 7.5	
Hefty	H4322VT2P	VT2P	93.2	3.7	MNEC, 4.8	NDSE, 4.0	SDNE, 2.0			
REA	4B931-RIB	VT2P,B	92.6	3.6	<i>NDSE, 0.4</i>	RRCE, -0.6	<i>RRSO, 7.8</i>	SDNE, 2.6		
Dahlman	R48-28VT2PRIB	VT2P,B	94.4	2.9	MNEC, 3.4	MNWC, 5.2	RRSO, -0.2			
Titan Pro	86-96 2P	VT2P,B	97.2	2.8	MNWC, 2.5	SDNE, 3.2				
Latham	LH4454VT2ProRIB	VT2P,B	94.4	2.7	MNEC, 4.2	<i>MNWC, 3.8</i>	<i>NDSE, -1.8</i>	RRCE, -11.6	RRSO, 3.5	SDNE, 3.9



Armor Seed, LLC
20 Ferri Dr., Cleveland, MS 38732
(870) 336-2290
www.armorseed.com



Augusta Seed Corporation
PO Box 899, Verona, VA 24482
(540) 886-6055
www.augustaseed.com



Axis Complete, LLC
3955 Floraville Rd., Waterloo, IL 62298
(618) 979-9938
www.axiscomplete.com



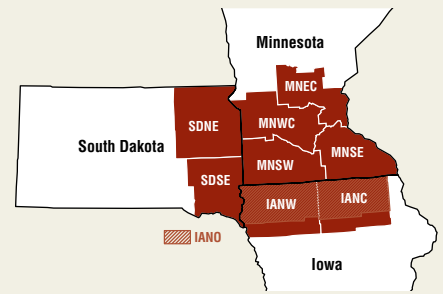
Blue River Organic Seed
2326 230th St., Ames, IA 50014
(800) 370-7979
www.blueriverorgseed.com

NORTHWEST CORN

99-102 DAY RM

REGIONS **IANC, IANO, IANW, MNEC, MNSE, MNSW, MNWC, SDNE, SDSE**

- ▶ **229** products tested 2016-2018
- ▶ **74** qualified (2 test regions min. by 2+ 2018 regions or 1+ 2018 region(s) & 2017 &/or 2016 regions)
- ▶ **42** products with zero or higher yield advantage



Product information			2016-2018 Yield Summary							
Company	Product	Technology	Est. Mat.	Yield Adv.	Yield Advantage by Region					
					<small>Bold = 3-year average <i>Italic</i> = 2-year average Non-italic = 2018 only</small>					
Federal	5280VT2PRIB	VT2P,B	99.9	11.3	MNSW, 8.2	MNWC, 13.9				
Wyffels	W2506	VT2P	99.2	10.7	IANO, 4.1	MNSW, 16.9	SDSE, 12.0			
Viking	57-01	None	99.2	10.6	<i>IANO, 3.3</i>	MNSE, 10.1	<i>MNSW, 20.2</i>			
Thunder	6999VT2P	VT2P	99.5	9.8	MNWC, 10.5	SDNE, 8.0	SDSE, 10.4			
Dyna-Gro	D43VC81	VT2P	101.0	9.6	MNWC, 9.3	SDSE, 9.9				
Dyna-Gro	D39DC43	VT2P,DG	98.7	8.9	<i>IANO, 6.0</i>	MNSE, 7.7	MNSW, 6.0	MNWC, 8.1	SDNE, 12.8	
Heine	6500VT2PRO	VT2P	99.2	8.8	SDNE, 12.2	SDSE, 6.5				
Epley	E1020	None	98.7	8.1	<i>IANO, 6.1</i>	MNSE, 8.4	MNSW, 12.3			
Pfister	60C2PC	PC	100.2	7.4	IANO, 9.2	MNSE, 12.8	MNSW, 13.0	MNWC, 10.2	SDNE, -7.7	
Pioneer	P0157	AQ	101.6	7.3	MNSE, 5.7	MNSW, 8.9				
Thunder	8902SS	STX	101.3	7.3	MNWC, 14.9	SDSE, 0.9				
Hefty	H4922VT2P	VT2P	98.8	6.9	IANO, 2.4	MNSE, 4.8	MNSW, -0.3	MNWC, 10.1	SDNE, 14.0	
Latham	LH5245VT2ProRIB	VT2P,B	102.2	6.8	IANC, 7.1	IANW, 2.5	MNSE, -2.7	MNSW, 11.0	MNWC, 13.0	SDSE, 9.0
Renk	RK608DGVT2P	VT2P,DG	98.7	6.7	IANO, 6.8	MNSE, 1.8	MNSW, 9.1	MNWC, 11.7	SDNE, 4.6	SDSE, 6.5
Kruger	K4R-9802	STX,B	103.6	6.6	IANC, 6.7	IANW, 6.5				
Latham	LH4937VT2Pro	VT2P	98.9	6.4	IANO, -0.6	MNSE, 4.5	MNSW, 4.7	MNWC, 13.0	SDNE, 7.7	SDSE, 8.3
Titan Pro	TP 75-01 SS	STX	100.6	6.3	MNEC, 7.5	MNSE, 6.5	MNSW, 9.4	MNWC, -1.9	SDSE, 8.3	
Hefty	H5024SS	STX	99.5	5.2	IANO, 9.5	MNSE, 16.1	MNSW, 1.8	MNWC, -3.6	SDNE, 4.6	SDSE, 4.6
Pioneer	P9998AMXT	AMXT,AQ,B	99.5	4.9	IANO, 9.7	MNSE, 5.3	MNSW, 9.5	MNWC, -4.0		
Dairyland	RPM-4018AM	AM,AQ,B	100.2	4.8	MNSE, 7.0	MNSW, 13.9	MNWC, -0.1	SDSE, 1.5		
AgriGold	A629-22STXRIB	STX,B	99.8	4.5	MNSE, 4.2	MNWC, 4.7				
Dairyland	DS-7101	PC	100.4	4.4	MNSE, 3.3	MNSW, 17.1	MNWC, -0.9	SDSE, 1.2		
Dahlman	R50-357SSRIB	STX,B	99.9	3.5	MNSE, 7.1	MNSW, 8.1	<i>MNWC, 0.0</i>			
Viking	55-02	None	104.4	3.5	IANC, -6.4	IANW, -13.2	MNSE, 26.2	MNSW, 18.4		
Wyffels	W2196RIB	VT2P,B	99.1	3.4	IANO, 8.6	MNSW, -5.4	MNWC, 9.2	SDSE, 0.0		
Kruger	K4R-9900	STX,B	99.0	3.2	<i>IANO, 3.2</i>					
Dekalb	DKC50-08RIB	STX,B	99.6	3.1	IANO, 2.4	MNSE, 13.1	MNSW, 3.1	MNWC, 7.3	SDNE, -2.7	SDSE, -2.6



POWELL SEEDS LLC
Buckeye Hybrids

6300 County Rd. 65, Ada, OH 45810
(419) 235-2152
www.buckeyehybrids.com



Burrus Bros. & Assoc. Growers
826 Arenzville Rd., Arenzville, IL 62611
(877) 4-BURRUS
www.burrusseed.com

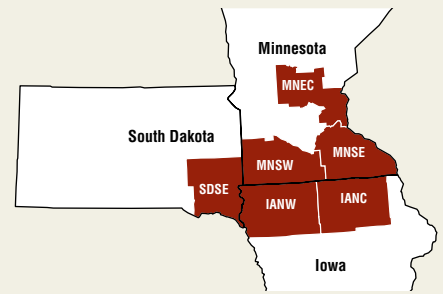
The FIRST Mission is to provide timely, unbiased comparisons of innovative seed genetics to improve yield and profitability for American corn and soybean farmers.

NORTHWEST CORN

103-106 DAY RM

REGIONS **IANC, IANW, MNEC, MNSE, MNSW, SDSE**

- ▶ **233** products tested 2016-2018
- ▶ **76** qualified (2 test regions min. by 2+ 2018 regions or 1+ 2018 region(s) & 2017 &/or 2016 regions)
- ▶ **43** products with zero or higher yield advantage



Product information			2016-2018 Yield Summary							
Company	Product	Technology	Est. Mat.	Yield Adv.	Yield Advantage by Region					
					Bold = 3-year average <i>Italic</i> = 2-year average Non-italic = 2018 only					
Pioneer	P0589	AQ	103.9	19.6	MNSE, 18.8	<i>MNSW, 20.0</i>				
NuTech/G2 Gen	5F-504	AM,B	104.1	13.8	IANC, 11.1	<i>IANW, 14.5</i>	MNSE, 21.0	<i>MNSW, 14.5</i>	<i>SDSE, 12.8</i>	
Pfister	64F1PE	PC,E	104.7	12.1	IANC, 11.9	IANW, 12.1	MNSE, 16.6	MNSW, 18.6	SDSE, 4.8	
Dairyland	DS-7603PE	PC,E	104.8	11.9	IANW, 7.8	MNSE, 18.4	MNSW, 16.6	SDSE, 8.5		
Pfister	66Y3PE	PC,E	104.8	11.2	IANC, 3.8	IANW, 3.8	MNSE, 18.4	MNSW, 20.9	SDSE, 13.6	
Renk	RK642SSTX	STX	103.0	10.6	IANC, 12.6	IANW, 3.3	MNEC, 9.9	MNSE, 12.5	MNSW, 16.1	
NuTech/G2 Gen	E5FN-A604	OI	104.7	9.4	IANC, 6.1	MNSE, 20.7	MNSW, 12.7	SDSE, 2.4		
LG Seeds	LG5525VT2RIB	VT2P,B	104.4	9.2	IANC, 4.8	IANW, 14.1	MNSE, 11.8	MNSW, 5.4	SDSE, 8.6	
Cornelius	C478DP	VT2P	104.1	9.1	IANC, 5.4	IANW, 12.2				
Pioneer	P0306AM	AM,AQ,B	103.9	8.2	IANC, 14.7	IANW, 2.9	MNSW, 8.1			
Kruger	K4R-9704	STX,B	103.7	8.1	<i>IANC, 10.7</i>	<i>IANW, 5.8</i>				
Latham	LH5487VT2Pro	VT2P	104.1	7.6	IANC, 7.6	IANW, 6.8	MNSE, 7.0	MNSW, 6.9	SDSE, 9.1	
Viking	42-05	None	104.3	7.5	<i>IANC, 6.0</i>	<i>IANW, 8.7</i>	MNSE, 8.4	<i>MNSW, 7.4</i>		
Golden Harvest	G05K08-3010A	3010,A	104.0	7.2	IANC, 6.7	IANW, 9.7	SDSE, 5.1			
Renk	RK717SSTX	STX	103.7	7.2	IANC, 13.6	IANW, 8.3	MNSW, 7.6	SDSE, -0.6		
Wyffels	W4196RIB	VT2P,B	104.4	7.0	IANC, 4.1	IANW, 9.6	MNSE, 3.1	MNSW, 12.8	SDSE, 5.5	
Viking	51-04	None	104.1	7.0	IANC, 2.7	IANW, 1.6	MNSE, 10.0	MNSW, 17.2		
Dairyland	DS-7106PE	PC,E	104.8	6.4	IANW, -1.8	MNSE, 18.4	MNSW, 6.7			
Hefty	H5522VT2P	VT2P	104.0	6.3	IANC, 13.9	IANW, 3.4	MNSW, 3.7	SDSE, 4.5		
Titan Pro	TP 70-06	None	104.5	6.2	IANC, 8.2	IANW, 2.5	MNSE, 3.1	MNSW, 12.5		
Champion	53A19SSRIB	STX	103.9	5.4	IANC, 7.0	IANW, 4.0				
Dairyland	RPM-4318AM	AM,B	104.7	4.0	MNSE, 1.6	MNSW, 6.9	SDSE, 3.7			
Latham	LH5505VT2ProRIB	VT2P,B	104.3	4.0	IANC, 3.8	<i>IANW, 8.5</i>	MNSE, -4.9	<i>MNSW, 7.1</i>	SDSE, -4.9	
Renk	RK737SSTX	STX	104.5	3.5	IANC, -2.6	IANW, 3.6	SDSE, 8.5			
Miller Hybrids	M06-39	None	103.9	3.2	<i>IANW, 7.2</i>	MNSW, -8.6				
Cornelius	C385DP	VT2P	103.1	3.2	<i>IANC, 10.7</i>	IANW, -10.6				
Champion	56A18VT2ProRIB	VT2P,B	104.0	3.1	IANC, 0.9	IANW, 5.1				
Renk	RK737VT2P	VT2P	104.2	2.8	MNSE, 2.3	MNSW, 3.2				
LG Seeds	LG53C50STX	STX	104.0	2.6	IANW, 6.1	MNSE, -9.3	MNSW, 11.0	SDSE, 1.4		
Cornelius	C461SS	STX	104.0	2.6	<i>IANC, -0.8</i>	<i>IANW, 5.7</i>				
Pioneer	P0589AMXT	AMXT,AQ,B	105.3	2.5	IANC, 4.0	IANW, -0.8	MNSE, 3.1	<i>MNSW, 5.2</i>		
Pioneer	P0339AMXT	AMXT,AQ,B	104.0	2.4	<i>IANW, 1.7</i>	MNSW, 4.3				
Wyffels	W4796RIB	VT2P,B	103.8	2.3	IANC, 4.7	IANW, 4.3	MNSE, -7.4	MNSW, 0.2	SDSE, 0.5	
Wyffels	W3078RIB	STX,B	104.2	2.3	<i>IANC, -1.9</i>	<i>IANW, 4.8</i>	<i>MNSW, 4.5</i>	SDSE, 1.4		
Titan Pro	TP 40-03	None	103.8	2.1	IANC, 1.2	IANW, 2.9				



Champion Seed
PO Box 157, Ellsworth, IA 50075
(888) 417-2004
www.championseedsofiowa.com



Channel Brand
800 N. Lindbergh Blvd., St. Louis, MO 63167
(800) 768-6387
www.channel.com



Chemgro Seeds, Inc.
PO Box 218, E. Petersburg, PA 17520
(800) 346-4769
www.chemgro.com



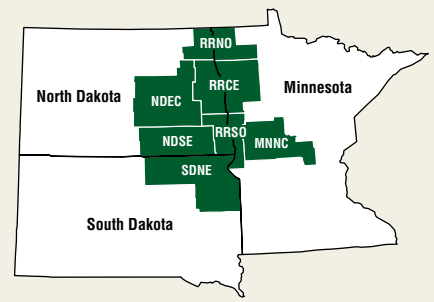
Cornelius Seed
14760 317th Ave., Bellevue, IA 52031
(800) 218-1862
www.corneliusseed.com

NORTHWEST SOYBEAN

00.7-0.9 GROUP RM

REGIONS **MNNC, NDEC, NDSE, RRCE, RRNO, RRSO, SDNE**

- ▶ **255** products tested 2016-2018
- ▶ **75** qualified (2 test regions min. by 2+ 2018 regions or 1+ 2018 region(s) & 2017 &/or 2016 regions)
- ▶ **36** products with zero or higher yield advantage



Product information				2016-2018 Yield Summary							
Company	Product	Technology	Maturity	Protein Adv.	Oil Adv.	Yield Adv.	Yield Advantage by Region				
							Bold = 3-year average <i>Italic</i> = 2-year average Non-italic = 2018 only				
Proseed	30-80	RR2Y	0.8	-0.3	0.2	4.1	RRCE, 5.2	RRSO, 3.3			
Latham	L0982R2	RR2Y	0.9	-0.2	-0.1	3.9	MNNC, 2.2	NDSE, 5.4	<i>RRCE, 5.8</i>	RRSO, 3.8	
Dairyland	DSR-0988/R2Y	RR2Y	0.9	-0.8	-0.1	3.4	NDSE, 3.9	<i>RRCE, 3.5</i>	<i>RRSO, 3.0</i>		
Prairie Brand	PB-0987R2	RR2Y	0.9	-0.4	-0.2	3.2	MNNC, 3.2	NDSE, 4.5	RRCE, 4.1	<i>RRSO, 2.3</i>	
Stine	09RI62	RR2Y	0.9	-0.5	-0.1	2.6	<i>MNNC, 0.3</i>	<i>RRCE, 2.3</i>	<i>RRSO, 4.9</i>		
Asgrow	AG08X8	RRX	0.8	0.7	-0.4	2.5	<i>MNNC, 3.5</i>	<i>RRSO, 1.6</i>			
Thunder	3907R2YN	RR2Y	0.7	0.4	0.0	1.9	MNNC, -1.0	RRCE, 3.5	RRSO, 3.7		
Golden Harvest	GH0992X	RRX	0.9	0.1	-0.6	1.9	RRSO, 2.2	SDNE, 1.6			
Taylor	096-2R	RR2Y	0.9	-0.2	0.0	1.8	RRCE, 2.4	RRSO, 1.4			
NK Brand	S09-R8X	RRX	0.9	0.3	-0.8	1.5	MNNC, -0.3	RRCE, 4.2	RRSO, 1.4		
Dyna-Gro	S04XT77	RRX	0.4	0.8	-0.3	1.5	<i>RRNO, 1.5</i>				
NK Brand	S07-Q4X	RRX	0.7	0.6	-0.2	1.5	MNNC, 0.0	RRCE, 3.4			
Hefty	H04X8	RRX	0.4	0.8	0.2	1.4	<i>RRCE, -0.4</i>	<i>RRNO, 3.1</i>			
Hefty	H009X7	RRX	00.9	0.3	-0.6	1.3	RRNO, 1.3				
Dairyland	DSR-0418/R2Y	RR2Y	0.4	0.5	-0.2	1.0	RRCE, 2.5	<i>RRNO, 0.4</i>			
Latham	L0485R2	RR2Y	0.4	1.0	-0.6	0.9	NDEC, 2.6	RRCE, -1.1	<i>RRNO, 1.2</i>		
Dyna-Gro	S07XT28	RRX	0.7	0.4	-0.5	0.9	<i>RRCE, 0.9</i>				
Mustang	00726	RR2Y	00.7	0.9	-0.3	0.9	<i>RRNO, 0.9</i>				
Renk	RS084NR2	RR2Y	0.8	0.2	-0.1	0.7	MNNC, -0.3	RRCE, 1.7	RRSO, 0.6	SDNE, 0.7	
Golden Harvest	GH00866	RR2Y	00.8	-0.4	1.1	0.7	<i>RRNO, 0.7</i>				
Mustang	08X028	RRX	0.8	0.2	-0.4	0.6	<i>MNNC, -0.6</i>	RRCE, 1.8	RRSO, 1.4		
REA	RX0628	RRX	0.6	0.3	0.1	0.5	<i>RRCE, 2.1</i>	RRSO, -2.3			
Dyna-Gro	S009XT68	RRX	00.9	-0.2	-0.3	0.4	<i>RRNO, 0.4</i>				
Hefty	H02X9	RRX	0.2	-0.3	-0.2	0.4	RRCE, 1.5	RRNO, -0.3			
Asgrow	AG02X8	RRX	0.2	-0.5	0.7	0.4	<i>RRCE, -0.1</i>	<i>RRNO, 1.0</i>			
Golden Harvest	GH0674X	RRX	0.6	0.0	-0.6	0.4	<i>RRCE, 0.4</i>				
Thunder	SB87009	RRX	00.9	0.6	-0.8	0.3	<i>RRNO, 0.3</i>				
Mustang	02356	RR2Y	0.2	-0.4	0.9	0.3	RRCE, -6.0	<i>RRNO, 3.0</i>			
Asgrow	AG03X7	RRX	0.3	0.3	-0.4	0.3	<i>RRCE, -0.8</i>	<i>RRNO, 1.3</i>			
Thunder	SB8903N	RRX	0.3	-0.3	-0.3	0.2	RRCE, 1.2	RRNO, -0.5			
NK Brand	S03-G9	RR2Y	0.3	-0.6	0.2	0.2	RRCE, -2.3	RRNO, 2.1			
Legacy Seeds	LS-0438RR2X	RRX	0.4	1.3	-0.2	0.1	RRCE, 1.6	RRNO, -0.9			
Asgrow	AG06X8	RRX	0.6	0.2	-0.2	0.1	MNNC, 1.1	<i>RRCE, 0.1</i>	RRSO, -0.5		
Mycogen	5B033R2	RR2Y,ST	0.3	-0.1	0.2	0.1	RRCE, -1.1	RRNO, 0.9			
Prairie Brand	PB-0578R2	RR2Y	0.5	1.2	-0.3	0.0	<i>RRCE, 0.0</i>				



BASF

26 Davis Dr., Research Triangle Park, NC 27709
(919) 547-2000
www.agriculture.basf.com/us



Dahlman Seed Company LLP

73504 200th St., Dassel, MN 55325
(800) 289-7333
www.dahlmanseed.com



DAIRYLAND SEED

Dairyland Seed Co., Inc.

PO Box 958, West Bend, WI 53095
(800) 236-0163
www.dairylandseed.com



De Dell Seeds, Inc.

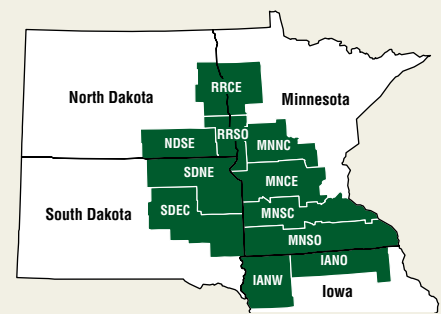
7095 Century Dr., Melbourne, ON, Canada, N0L 1T0
(519) 264-2676
www.dedellseeds.com

NORTHWEST SOYBEAN

1.0-1.8 GROUP RM

REGIONS **IANO, IANW, MNCE, MNNC, MNSC, MNSO, NDSE, RRCE, RRSO, SDEC, SDNE**

- ▶ **246** products tested 2016-2018
- ▶ **90** qualified (2 test regions min. by 2+ 2018 regions or 1+ 2018 region(s) & 2017 &/or 2016 regions)
- ▶ **49** products with zero or higher yield advantage



Product information				2016-2018 Yield Summary							
Company	Product	Technology	Maturity	Protein Adv.	Oil Adv.	Yield Adv.	Yield Advantage by Region				
							<i>Bold</i> = 3-year average	<i>Italic</i> = 2-year average	Non-italic = 2018 only		
Prairie Brand	PB-1376R2	RR2Y	1.3	-0.5	0.3	3.1	<i>MNCE, -0.5</i>	<i>MNNC, 4.6</i>	<i>RRSO, 6.3</i>	<i>SDNE, 3.0</i>	
Latham	L1673R2	RR2Y	1.6	-0.4	-0.2	2.9	<i>MNCE, 1.0</i>	<i>SDEC, 1.3</i>	SDNE, 4.1		
Stine	13R132	RR2Y	1.3	0.2	-0.3	2.7	MNCE, 3.2	<i>MNNC, 1.1</i>	<i>RRSO, 4.6</i>	SDNE, 1.9	
Titan Pro	TP 14X27	RRX	1.4	-0.4	0.5	2.7	<i>MNNC, 4.8</i>	<i>RRSO, 0.5</i>			
Dairyland	DSR-1313/R2Y	RR2Y	1.3	-0.1	0.2	2.6	MNNC, 1.6	<i>RRSO, 3.5</i>	<i>SDNE, 3.1</i>		
LG Seeds	C1838RX	RRX	1.8	0.1	0.1	2.4	<i>IANO, -0.3</i>	<i>MNSC, 6.8</i>	<i>SDEC, 1.6</i>	<i>SDNE, 3.6</i>	
NK Brand	S12-R3	RR2Y	1.2	0.7	-0.2	2.4	<i>MNNC, 0.0</i>	<i>NDSE, 4.4</i>	<i>RRSO, 3.4</i>	<i>SDNE, 2.8</i>	
Dairyland	DSR-1611/R2Y	RR2Y	1.6	0.4	-0.5	2.2	<i>SDEC, 4.7</i>	<i>SDNE, 0.4</i>			
Latham	L1438R2	RR2Y	1.4	-0.2	0.2	2.2	MNCE, 2.8	MNNC, 1.8	<i>RRSO, 4.6</i>	SDNE, 0.4	
Latham	L1482R2X	RRX	1.4	-0.1	-0.4	2.1	<i>MNCE, 2.1</i>	<i>MNNC, 2.1</i>	<i>RRSO, 2.9</i>	<i>SDNE, 1.3</i>	
Dyna-Gro	S18XT38	RRX	1.8	0.3	0.0	2.1	<i>MNCE, 2.6</i>	<i>MNSC, 3.9</i>	<i>MNSO, -0.7</i>	<i>SDEC, -0.2</i>	
Hefty	H14X8	RRX	1.4	0.0	0.2	2.0	<i>MNCE, 4.5</i>	<i>MNNC, 3.1</i>	<i>RRSO, 0.9</i>	<i>SDNE, 0.1</i>	
Cornelius	CB18X80	RRX	1.8	0.1	0.0	1.9	<i>IANO, 1.8</i>	<i>MNSO, 2.1</i>			
Prairie Brand	PB-1787R2	RR2Y	1.7	-0.2	0.2	1.7	<i>MNCE, 2.5</i>	<i>MNSC, 0.6</i>	MNSO, 0.6	<i>SDEC, 1.1</i>	
Renk	RS153NR2	RR2Y	1.5	0.1	0.4	1.6	<i>MNCE, 2.7</i>	<i>MNSC, 2.2</i>	<i>MNSO, -1.0</i>	SDNE, 1.7	
Kruger	K2X-1862	RRX	1.8	-0.8	0.2	1.6	<i>IANO, 1.6</i>				
Titan Pro	TP 18X97	RRX	1.8	0.6	-0.2	1.5	<i>IANO, 2.0</i>	<i>MNCE, -0.2</i>	<i>MNSC, 5.5</i>	<i>MNSO, 2.7</i>	
Proseed	XT71-10	RR2Y	1.1	-0.1	0.2	1.5	<i>MNNC, 0.1</i>	<i>RRSO, 4.8</i>	<i>SDNE, -0.5</i>		
Proseed	XT71-40	RRX	1.4	-0.4	0.3	1.4	<i>MNSC, 1.8</i>	<i>RRSO, 2.9</i>	<i>SDNE, -0.4</i>		
Dyna-Gro	S11XT78	RRX	1.1	0.0	0.3	1.4	<i>MNNC, 0.4</i>	<i>RRSO, 2.2</i>			
Stine	14RD62	RR2Y	1.4	-0.1	0.5	1.4	<i>MNCE, 3.2</i>	MNNC, 0.6	<i>MNSC, 0.7</i>	<i>RRSO, 2.4</i>	
AgriGold	G1502RX	RRX	1.5	0.2	-0.7	1.3	<i>MNCE, 1.1</i>	<i>MNSC, 0.8</i>	<i>MNSO, 1.9</i>		
NK Brand	S18-G4X	RRX	1.8	0.1	-0.4	1.1	<i>MNCE, 2.4</i>	<i>MNSC, 2.2</i>	<i>MNSO, 0.8</i>	<i>SDEC, -0.1</i>	
Federal	F1690NR2X	RRX	1.6	1.0	-0.3	1.0	<i>MNCE, -0.7</i>	<i>MNSC, 1.1</i>	<i>MNSO, 2.6</i>		
Golden Harvest	GH1852X	RRX	1.8	-0.3	0.2	1.0	<i>IANO, 0.5</i>	<i>IANW, -0.3</i>	<i>MNSC, 2.0</i>	<i>MNSO, 2.0</i>	
Mustang	14X428	RRX	1.4	-0.1	0.2	0.9	<i>MNCE, -0.2</i>	<i>MNNC, 3.3</i>	<i>RRSO, 1.7</i>	<i>SDNE, -0.1</i>	
Hefty	H18X8	RRX	1.8	0.2	0.1	0.9	<i>IANO, 0.7</i>	<i>MNCE, 2.3</i>	<i>MNSC, 0.8</i>	<i>MNSO, -0.3</i>	
NK Brand	S14-A6	RR2Y	1.4	0.0	0.2	0.9	<i>MNCE, 4.8</i>	<i>MNNC, 1.3</i>	<i>MNSO, -2.1</i>	<i>RRSO, 0.0</i>	
Dairyland	DSR-1475/R2Y	RR2Y	1.4	0.2	-0.2	0.8	<i>MNNC, -0.6</i>	<i>RRSO, 1.0</i>	<i>SDNE, 2.9</i>		

In 2018 FIRST tested 990+ corn hybrids from 70+ brands & 680+ soybean varieties from 50+ brands & 550+ replicated tests on 340+ farms in 15 states!

DOEBLER'S

Doebler's Pennsylvania Hybrids, Inc.
1000 Commerce Park Dr., Ste 106, Williamsport, PA 17701
(800) 853-2676
www.doeblers.com

Dyna-Gro

SEED

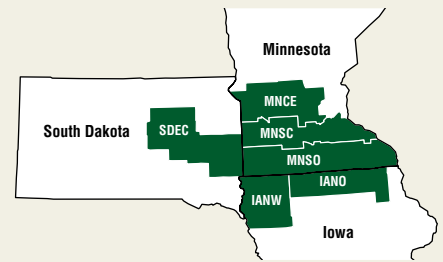
Dyna-Gro Seeds
615 Hilliard Rome Rd., Columbus, OH 43228
(614) 620-5008
www.dynagroseed.com

NORTHWEST SOYBEAN

1.9–2.3 GROUP RM

REGIONS **IANO, IANW, MNCE, MNSC, MNSO, SDEC**

- ▶ **212** products tested 2016–2018
- ▶ **83** qualified (2 test regions min. by 2+ 2018 regions or 1+ 2018 region(s) & 2017 &/or 2016 regions)
- ▶ **52** products with zero or higher yield advantage



Product information				2016–2018 Yield Summary								
Company	Product	Technology	Maturity	Protein Adv.	Oil Adv.	Yield Adv.	Yield Advantage by Region					
							Bold = 3-year average <i>Italic</i> = 2-year average Non-italic = 2018 only					
AgriGold	G2250RX	RRX	2.2	-0.6	0.5	4.0	MNSC, 3.3	<i>MNSO, 4.3</i>				
Hoegemeyer	LL2221N	LL	2.2	0.1	0.2	3.8	IANO, 2.3	IANW, 4.9				
Hefty	H20X7	RRX	2.0	0.3	-0.2	3.4	IANO, 1.7	MNCE, 6.1	<i>MNSC, 1.4</i>	MNSO, 1.1		
AgriGold	G1990RX	RRX	1.9	0.4	-0.1	3.0	MNSC, 0.0	MNSO, 6.0				
AgriGold	G2105RX	RRX	2.1	0.4	-0.1	2.7	MNSC, 1.6	<i>MNSO, 3.2</i>				
NorthStar	NS 1911NR2	RR2Y	1.9	-0.2	-0.1	2.7	MNCE, 0.4	MNSC, 3.2	MNSO, 2.9			
Latham	L1858R2	RR2Y	1.8	-0.3	0.0	2.5	IANO, -1.3	MNCE, 3.4	MNSC, 3.7	MNSO, 1.2		
Federal	F2190NR2X	RRX	2.1	0.7	-0.3	2.3	MNCE, 3.5	MNSC, 3.2	MNSO, 0.2			
Federal	F195NRR2Y	RR2Y	1.9	-0.2	-0.1	2.2	<i>MNCE, 1.3</i>	MNSC, 2.6	<i>MNSO, 2.4</i>			
LG Seeds	C2126RX	RRX	2.1	0.5	-0.1	2.2	<i>IANO, 1.2</i>	<i>IANW, 1.5</i>	MNSO, 5.2			
Renk	RS207NX	RRX	2.0	0.4	-0.2	2.0	IANO, -0.9	IANW, 0.2	<i>MNSC, 3.8</i>	MNSO, 3.5		
Dairyland	DSR-2197/R2Y	RR2Y	2.1	-0.4	0.1	2.0	MNSC, 1.9	MNSO, 2.1				
Dyna-Gro	S21XT77	RRX	2.1	0.2	0.0	2.0	MNSC, -0.2	MNSO, 2.2	SDEC, 2.6			
NK Brand	S20-J5X	RRX	2.0	0.4	-0.2	1.8	IANO, 1.7	IANW, 2.6	MNCE, 3.4	<i>MNSC, 0.0</i>		
Anderson	217RXT	RRX	2.0	0.6	-0.2	1.8	MNCE, 2.6	<i>MNSC, 1.1</i>	MNSO, 1.6			
Cornelius	CB21X55	RRX	2.1	0.4	-0.2	1.7	IANO, 0.0	MNSO, 3.0				
Channel	2218R2X	RRX	2.2	0.1	-0.1	1.7	<i>IANW, 1.7</i>					
Latham	L2295R2X	RRX	2.2	0.6	-0.3	1.6	IANO, 1.2	IANW, 2.4	MNSC, -0.3	MNSO, 0.1		
Cornelius	CB19R71	RR2Y	1.9	-0.5	0.0	1.6	IANO, 0.1	MNSO, 3.0				
NorthStar	NS 62002NXR2	RRX	2.0	0.6	-0.2	1.6	IANO, -0.7	IANW, 2.3	MNSC, 4.4	MNSO, 2.5		
Stine	19RF32	RR2Y	1.9	-0.2	-0.1	1.5	IANO, 1.7	<i>MNCE, 4.5</i>	MNSC, -0.2	MNSO, 1.8		
Viking	2155N	None	2.1	0.3	-1.0	1.5	IANO, 1.6	IANW, 1.4				
Hefty	H22X8	RRX	2.2	-0.3	0.4	1.4	<i>IANO, 0.7</i>	<i>IANW, 0.3</i>	<i>MNSC, 1.6</i>	<i>MNSO, 3.1</i>		
Asgrow	AG20X7	RRX	2.0	0.0	0.1	1.4	<i>IANO, -0.6</i>	<i>MNCE, 3.4</i>	<i>MNSC, 2.3</i>	<i>MNSO, 1.3</i>		
Dairyland	DSR-1950/R2Y	RR2Y	1.9	0.0	-0.3	1.3	<i>IANO, 0.1</i>	IANW, -4.3	<i>MNCE, 4.2</i>	<i>MNSC, 2.2</i>		
Croplan	R2C2200	RR2Y	2.2	-0.2	0.1	1.3	IANO, 1.3	<i>MNSO, 1.8</i>	<i>SDEC, 1.4</i>			

All products in this guide are winners but a product with a good 2-year average shows an advantage over a product with a 1-year average.



Ebberts Field Seeds, Inc.
6840 N. State Rt. 48, Covington, OH 45318
(888) 802-5715
www.ebbertsseeds.com

Enestvedt Seed Company
75802 County Rd. 12, Sacred Heart, MN 56285
(320) 765-2728
www.enestvedtseeds.com



COREY ROZENBOOM, M.S., FIRST Field Manager
 North Iowa FIRST, Inc.
 3319 Polk Ave, Sanborn, IA 51248
 (319) 830-8886
 corey.rozenboom@firstseedtests.com
 CORN REGIONS: **IANC, IANO, IANW, NENE**
 SOYBEAN REGIONS: **IANC, IANO, IANW, NENE**



RANDY MEINSMA, FIRST Field Manager
 FIRST CCB, Inc.
 117 E. Sycamore, Elizabeth, IL 61028
 (815) 238-8007
 randym@firstseedtests.com
 CORN REGIONS: **IAEC, IASO, IAWC**
 SOYBEAN REGIONS: **IASC, IASO**

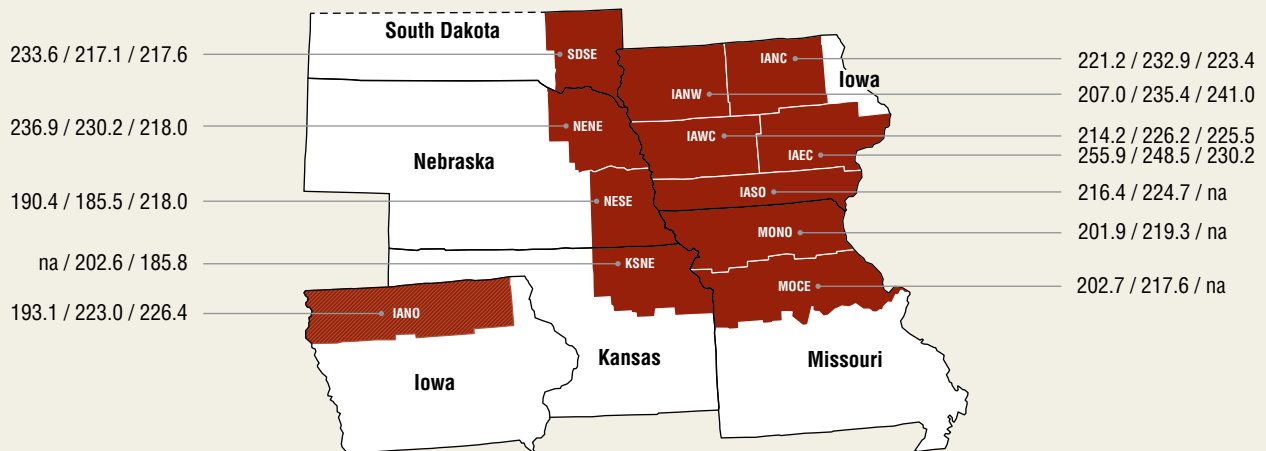


WILLIAM SCHELP, M.S., FIRST Field Manager
 FIRST MSR, Inc.
 5207 Hatteras Dr., Columbia, MO 65202
 (573) 819-7968
 william.schelp@firstseedtests.com
 CORN REGIONS: **MOCE, MONO**
 SOYBEAN REGIONS: **MOCE, MONO**

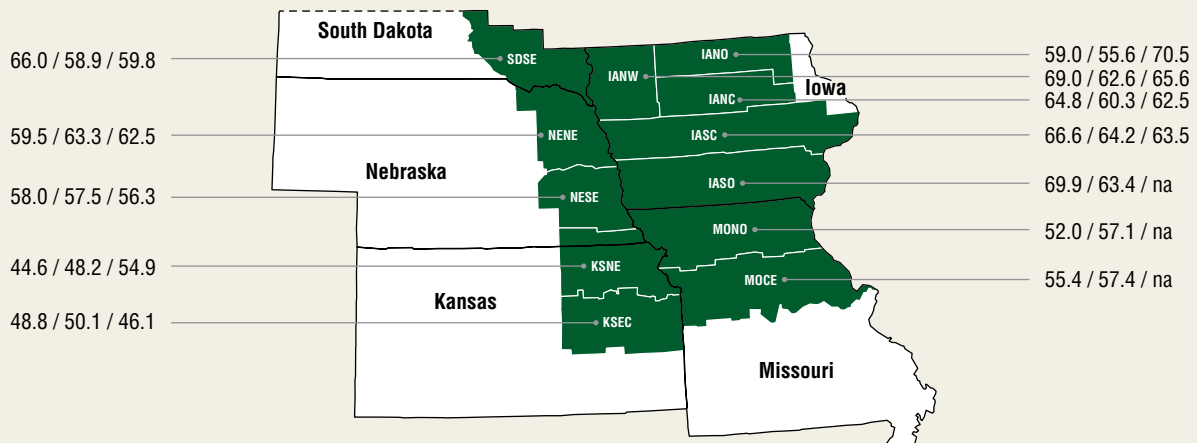


ADAM STUTEVILLE, FIRST Field Manager
 Agri Seed Research, LLC
 25054 Mission Bellevue Rd., Louisburg, KS 66053
 (913) 206-6080
 adam.stuteville@firstseedtests.com
 CORN REGIONS: **KSNE, NESE**
 SOYBEAN REGIONS: **KSEC, KSNE, NESE**

CORN Yield (bu/a) Averages 2018 / 2017 / 2016, respectively



SOYBEAN Yield (bu/a) Averages 2018 / 2017 / 2016, respectively

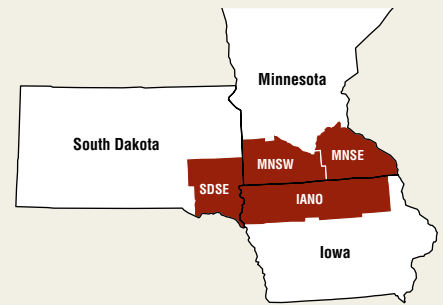


WEST CORN

94-100 DAY RM

REGIONS **IANO, MNSE, MNSW, SDSE**

- ▶ **202** products tested 2016-2018
- ▶ **69** qualified (2 test regions min. by 2+ 2018 regions or 1+ 2018 region(s) & 2017 &/or 2016 regions)
- ▶ **33** products with zero or higher yield advantage



Product information			2016-2018 Yield Summary						
Company	Product	Technology	Est. Mat.	Yield Adv.	Yield Advantage by Region				
					Bold = 3-year average <i>Italic = 2-year average</i> Non-italic = 2018 only				
Mustang	429VT2PRIB	VT2P,B	98.6	12.5	<i>MNSE, 15.2</i>	<i>MNSW, 9.9</i>			
NuTech/G2 Gen	5F-196	AM,B	98.1	11.6	IANO, 13.3	<i>MNSE, 8.0</i>	<i>MNSW, 12.9</i>		
Pioneer	P9870AM	AM,B	98.4	11.0	IANO, 18.2	MNSE, 2.0			
Pfister	60C2PC	PC	100.1	9.8	IANO, 9.2	MNSE, 12.8	MNSW, 13.0	SDSE, 6.3	
LG Seeds	LG5465VT2RIB	VT2P,B	98.5	9.0	IANO, 11.5	MNSE, 13.5	MNSW, 18.9	SDSE, -2.8	
Pioneer	P9998AMXT	AMXT,AQ,B	99.2	8.3	IANO, 9.7	MNSE, 5.3	MNSW, 9.5		
Epley	E1020	None	98.7	8.1	<i>IANO, 6.1</i>	MNSE, 8.4	MNSW, 12.3		
Dairyland	DS-9599	3000GT	99.2	8.0	IANO, -2.5	<i>MNSE, 8.8</i>	<i>MNSW, 14.9</i>	<i>SDSE, 6.4</i>	
Hefty	H5024SS	STX	99.3	7.7	IANO, 9.5	MNSE, 16.1	MNSW, 1.8	SDSE, 4.6	
Dahlman	R50-357SSRIB	STX,B	99.0	7.5	MNSE, 7.1	MNSW, 8.1			
Golden Harvest	G96V99-3120-EZR	3120,B	98.2	6.8	IANO, 8.3	MNSE, 11.2	MNSW, 0.7		
Golden Harvest	G97N86-3110	3110	98.1	6.1	IANO, -8.3	<i>MNSE, 14.3</i>	MNSW, 5.7		
Renk	RK608DGVT2P	VT2P,DG	98.4	5.9	IANO, 6.8	MNSE, 1.8	MNSW, 9.1	SDSE, 6.5	
NuTech	5N-800	3011,A	99.7	5.6	IANO, 4.5	MNSE, 9.1	MNSW, 10.4	SDSE, -0.3	
Cornelius	C295DP	VT2P	98.3	5.4	<i>IANO, 5.4</i>				
Hefty	H4922VT2P	VT2P	98.7	4.5	IANO, 2.4	MNSE, 4.8	MNSW, -0.3	SDSE, 9.4	
Latham	LH4937VT2Pro	VT2P	98.8	4.4	IANO, -0.6	MNSE, 4.5	MNSW, 4.7	SDSE, 8.3	
NuTech/G2 Gen	5FN-2596	OI	98.4	4.4	IANO, 1.1	MNSE, 3.4	MNSW, 9.4		
Viking	44-98	None	98.0	4.3	<i>IANO, 5.0</i>	<i>MNSE, 7.0</i>	<i>MNSW, 0.8</i>		
Wyffels	W1636	VT2P	97.8	3.8	IANO, 1.8	MNSW, 6.3			
Pfister	1785VA	3220	99.1	3.4	IANO, 5.1	MNSE, 14.8	MNSW, 11.4	SDSE, -10.8	
Enestvedt	E696SSRIB	STX,B	99.4	3.3	MNSE, 8.4	MNSW, -2.2			
Anderson	611SRC	STX,B	99.6	3.3	<i>MNSW, 3.3</i>				
Kruger	K4R-9900	STX,B	99.0	3.2	<i>IANO, 3.2</i>				
Dekalb	DKC50-08RIB	STX,B	99.4	3.2	IANO, 2.4	MNSE, 13.1	MNSW, 3.1	SDSE, -2.6	
NorthStar	NS 100-464GENSSRIB	STX,B	98.7	2.7	IANO, 3.4	MNSE, 6.2	MNSW, -1.6		
Wyffels	W2196RIB	VT2P,B	98.7	1.4	IANO, 8.6	MNSW, -5.4	SDSE, 0.0		
Golden Harvest	G00H12-3010	3010	99.2	1.4	IANO, 2.3	MNSE, -4.4	MNSW, 15.6	SDSE, -5.0	
Anderson	684R	RR2	98.2	1.3	MNSE, -2.8	<i>MNSW, 4.0</i>			
Latham	LH5025VT2ProDGRIB	VT2P,DG,B	98.8	1.2	IANO, 0.2	MNSE, -2.6	MNSW, -5.2	SDSE, 8.8	
NuTech/G2 Gen	5F-198	AM,B	98.5	0.9	MNSW, 6.1	<i>SDSE, -1.5</i>			
NuTech/G2 Gen	5FB-7099	AM,B	98.1	0.7	IANO, 6.1	MNSE, -0.8	MNSW, -4.6		
NK Brand	NK9659-3120-EZR	3120,B	98.7	0.1	MNSE, -1.0	MNSW, 1.1			



Epley Bros. Hybrids, Inc.
22494 Yale Ave., Shell Rock, IA 50670
(800) 728-6293



Federal Hybrids
PO Box 17, West Bend, IA 50597
(515) 887-5888
www.federalhybrids.com



Four Star Seed Company
2929 335th St., Logan, IA 51546
(712) 644-1400
www.4starseed.com

Get your complete
Performance
Summaries at
www.firstseedtests.com

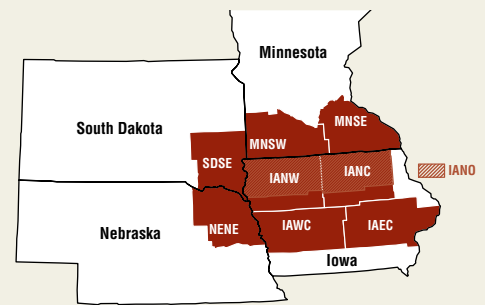


WEST CORN

101-105 DAY RM

REGIONS **IAEC, IANC, IANO, IANW, IAWC, MNSE, MNSW, NENE, SDSE**

- ▶ **324** products tested 2016-2018
- ▶ **82** qualified (2 test regions min. by 2+ 2018 regions or 1+ 2018 region(s) & 2017 &/or 2016 regions)
- ▶ **42** with zero or higher yield advantage



Product information			2016-2018 Yield Summary							
Company	Product	Technology	Est. Mat.	Yield Adv.	Yield Advantage by Region					
					Bold = 3-year average <i>Italic</i> = 2-year average Non-italic = 2018 only					
Pioneer	P0589	AQ	103.9	19.6	MNSE, 18.8	<i>MNSW, 20.0</i>				
NuTech/G2 Gen	5F-504	AM,B	104.1	13.8	IANC, 11.1	<i>IANW, 14.5</i>	MNSE, 21.0	<i>MNSW, 14.5</i>	<i>SDSE, 12.8</i>	
Pfister	64F1PE	PC,E	104.7	12.1	IANC, 11.9	IANW, 12.1	MNSE, 16.6	MNSW, 18.6	SDSE, 4.8	
Dairyland	DS-7603PE	PC,E	104.8	11.9	IANW, 7.8	MNSE, 18.4	MNSW, 16.6	SDSE, 8.5		
Renk	RK642SSTX	STX	103.4	10.8	IANC, 12.6	IANW, 3.3	MNSE, 12.5	MNSW, 16.1		
Wyffels	W2506	VT2P	99.2	10.7	IANO, 4.1	MNSW, 16.9	SDSE, 12.0			
Viking	57-01	None	99.2	10.6	<i>IANO, 3.3</i>	MNSE, 10.1	<i>MNSW, 20.2</i>			
NuTech/G2 Gen	E5FN-A604	OI	104.7	9.4	IANC, 6.1	MNSE, 20.7	MNSW, 12.7	SDSE, 2.4		
Pioneer	P0306AM	AM,AQ,B	103.9	8.2	IANC, 14.7	IANW, 2.9	MNSW, 8.1			
Kruger	K4R-9704	STX,B	103.7	8.1	<i>IANC, 10.7</i>	<i>IANW, 5.8</i>				
Latham	LH5487VT2Pro	VT2P	104.1	7.6	IANC, 7.6	IANW, 6.8	MNSE, 7.0	MNSW, 6.9	SDSE, 9.1	
Viking	42-05	None	104.3	7.5	<i>IANC, 6.0</i>	<i>IANW, 8.7</i>	MNSE, 8.4	<i>MNSW, 7.4</i>		
Pioneer	P0157	AQ	101.6	7.3	MNSE, 5.7	MNSW, 8.9				
Golden Harvest	G05K08-3010A	3010,A	104.0	7.2	IANC, 6.7	IANW, 9.7	SDSE, 5.1			
Renk	RK717SSTX	STX	103.7	7.2	IANC, 13.6	IANW, 8.3	MNSW, 7.6	SDSE, -0.6		
Wyffels	W4196RIB	VT2P,B	104.4	7.0	IANC, 4.1	IANW, 9.6	MNSE, 3.1	MNSW, 12.8	SDSE, 5.5	
Viking	51-04	None	104.1	7.0	IANC, 2.7	IANW, 1.6	MNSE, 10.0	MNSW, 17.2		
Kruger	K4R-9802	STX,B	103.6	6.6	IANC, 6.7	IANW, 6.5				
Dairyland	RPM-4018AM	AM,AQ,B	100.1	6.6	MNSE, 7.0	MNSW, 13.9	SDSE, 1.5			
Dairyland	DS-7101	PC	100.3	6.3	MNSE, 3.3	MNSW, 17.1	SDSE, 1.2			
Hefty	H5522VT2P	VT2P	104.0	6.3	IANC, 13.9	IANW, 3.4	MNSW, 3.7	SDSE, 4.5		
Latham	LH5245VT2ProRIB	VT2P,B	102.5	5.5	IANC, 7.1	IANW, 2.5	MNSE, -2.7	MNSW, 11.0	SDSE, 9.0	
LG Seeds	LG5525VT2RIB	VT2P,B	105.8	5.4	IAEC, 7.8	IANC, 4.8	IANW, 14.1	IAWC, -3.2	MNSE, 11.8	
					MNSW, 5.4	NENE, -4.3	SDSE, 8.6			
Champion	53A19SSRIB	STX	103.9	5.4	IANC, 7.0	IANW, 4.0				
Dairyland	RPM-4318AM	AM,B	104.7	4.0	MNSE, 1.6	MNSW, 6.9	SDSE, 3.7			
Latham	LH5505VT2ProRIB	VT2P,B	104.3	4.0	IANC, 3.8	<i>IANW, 8.5</i>	MNSE, -4.9	<i>MNSW, 7.1</i>	SDSE, -4.9	
NuTech/G2 Gen	5F-702	AM,B	102.0	3.7	MNSE, -0.3	<i>MNSW, 0.7</i>	<i>SDSE, 7.7</i>			
Viking	55-02	None	104.4	3.5	IANC, -6.4	IANW, -13.2	MNSE, 26.2	MNSW, 18.4		
Cornelius	C385DP	VT2P	103.1	3.2	<i>IANC, 10.7</i>	IANW, -10.6				
LG Seeds	LG53C50STX	STX	104.0	2.6	IANW, 6.1	MNSE, -9.3	MNSW, 11.0	SDSE, 1.4		
Pioneer	P0339AMXT	AMXT,AQ,B	104.0	2.4	<i>IANW, 1.7</i>	MNSW, 4.3				
Pioneer	P0589AMXT	AMXT,AQ,B	105.6	2.3	IANC, 4.0	IANW, -0.8	MNSE, 3.1	<i>MNSW, 5.2</i>	NENE, 1.1	
Titan Pro	TP 40-03	None	103.8	2.1	IANC, 1.2	IANW, 2.9				
Viking	63-05	None	104.8	1.8	<i>IANC, -2.7</i>	<i>IANW, -13.5</i>	MNSE, 15.5	<i>MNSW, 21.6</i>		



GROWMARK, Inc.

1701 Towanda Ave., PO Box 2205, Bloomington, IL 61701
(309) 557-6398
www.fsseed.com



GROWMARK, Inc.

1701 Towanda Ave., PO Box 2205, Bloomington, IL 61701
(309) 557-6399
www.fsseed.com



Golden Harvest Brand

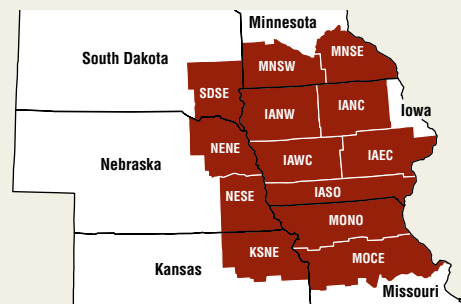
11055 Wayzata Blvd., Minnetonka, MN 55305
(612) 656-8600
www.syngenta.com

WEST CORN

106-109 DAY RM

REGIONS **IAEC, IANC, IANW, IASO, IAWC, KSNE, MNSE, MNSW, MOCE, MONO, NENE, NESE, SDSE**

- ▶ **243** products tested 2016-2018
- ▶ **93** qualified (2 test regions min. by 2+ 2018 regions or 1+ 2018 region(s) & 2017 &/or 2016 regions)
- ▶ **46** products with zero or higher yield advantage



Product information			2016-2018 Yield Summary						
Company	Product	Technology	Est. Mat.	Yield Adv.	Yield Advantage by Region				
					Bold = 3-year average <i>Italic</i> = 2-year average Non-italic = 2018 only				
FS InVISION	FS 58G00	None	108.4	9.7	IANC, 15.9	IANW, 5.6			
Latham	LH5742RR	RR2	105.7	9.7	<i>SDSE, 9.7</i>				
Kruger	K4R-9706	STX,B	107.5	9.6	IAEC, 8.6	IANC, 9.4	IAWC, 10.8		
Cornelius	C478DP	VT2P	104.1	9.1	IANC, 5.4	IANW, 12.2			
Dyna-Gro	D48SS38	STX	108.7	9.1	<i>IAEC, 9.1</i>				
Dyna-Gro	D49VC70	VT2P	108.6	8.5	IASO, 0.0	IAWC, 17.3	NENE, 6.9		
Viking	48-08	None	108.3	8.2	IANC, 13.0	IANW, 5.1			
Channel	209-15VT2PRIB	VT2P,B	108.4	7.9	IAEC, 18.0	IANW, -9.6	IAWC, 12.6	NENE, 10.8	
Channel	209-53STXRIB	STX,B	108.9	7.3	IAEC, 6.8	IANC, 10.3	<i>IANW, 6.7</i>	IAWC, 7.2	
NuTech/G2 Gen	5FB-9909	AM,B	108.8	6.4	IAEC, 16.1	IANC, -0.5	IANW, -2.4	IASO, 8.7	IAWC, -10.5
Dairyland	DS-7106PE	PC,E	104.8	6.4	IANW, -1.8	MNSE, 18.4	MNSW, 6.7		
Wyffels	W5516RIB	VT2P,B	108.0	6.3	IAEC, 6.6	IANC, 8.7	IANW, 1.2	IASO, 2.6	IAWC, 6.8
Titan Pro	TP 70-06	None	104.5	6.2	IANC, 8.2	IANW, 2.5	MNSE, 3.1	MNSW, 12.5	
NuTech/G2 Gen	5FN-8808	OI	109.0	6.1	IAEC, 6.0	IANC, 4.9	IASO, 1.8	IAWC, 13.6	MOCE, 9.2
Four Star	6D41RIB	VT2P,B	107.7	5.9	IANW, 9.9	IAWC, 1.5	NENE, 6.4		
Latham	EX5917VT2Pro	VT2P	108.3	5.8	IAEC, 14.8	IANC, 6.8	IANW, 9.0	NENE, -6.8	
Latham	LH5965VT2ProRIB	VT2P,B	108.6	5.4	<i>IAEC, 9.2</i>	<i>IANC, -2.4</i>	<i>IANW, 1.0</i>	<i>IASO, 10.0</i>	<i>IAWC, 11.9</i>
Hoegemeyer/HPT	7886AM	AM,B	108.9	5.4	IANW, 2.2	NENE, 12.3	NESE, 1.0		
Pfister	66Y3PE	PC,E	105.9	5.1	IAEC, -9.6	IANC, 3.8	IANW, 3.8	IAWC, -5.5	MNSE, 18.4
Channel	208-23VT2PRIB	VT2P,B	108.9	4.8	IASO, 2.1	IAWC, 7.1			
Golden Harvest	G09Y24-3220A-EZR	3220,A,B	109.4	4.6	IANC, 12.1	IANW, 0.6	IASO, 3.9	IAWC, 13.9	MOCE, -10.3
Cornelius	C573DP	VT2P	107.7	4.3	<i>IANC, 3.0</i>	IANW, 6.4			
LG Seeds	LG58C77VT2PRO	VT2P	108.9	4.2	IAEC, 10.5	IANC, 6.2	IANW, -8.7	IAWC, 13.6	NESE, -0.6
Kruger	K0807SS	STX,B	108.3	4.1	IAEC, 10.5	IANC, 6.2	IANW, -8.7	IAWC, 13.6	NESE, -0.6
Legend	LR9509GENSSRIB	STX,B	108.7	4.1	IAEC, 7.3	IANC, -10.0	<i>IANW, 5.4</i>	IAWC, 12.7	
Augusta	A4658GT3220	3220	109.1	3.7	IASO, 0.7	IAWC, 5.2	NENE, 5.8	NESE, 2.5	
Renk	RK737SSTX	STX	104.5	3.5	IANC, -2.6	IANW, 3.6	SDSE, 8.5		
Miller Hybrids	M06-39	None	103.9	3.2	<i>IANW, 7.2</i>		MNSW, -8.6		
Champion	CSX59A16SSRIB	STX,B	108.8	3.1	<i>IAEC, 0.1</i>	IANC, 5.1	IANW, -1.0	<i>IAWC, 9.0</i>	NESE, 3.1



Great Heart Seed
220 W. Washington St., Paris, IL 61944
(877) 243-2071
www.greatheartseed.com



Green Valley Seed, LLC
21 W College St., PO Box 35, Kahoka, MO 63445
(800) 748-7943
www.gvseed.com



Hefty Seed Company
47504 252nd St., Baltic, SD 5700
(866) 769-7200
www.heftyseed.com



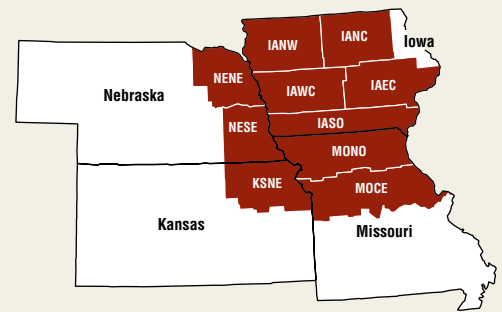
Heine Hybrid Seed Corn
1020 E. 320 St., Vermillion, SD 57069
(605) 624-3414
www.heineseeds.com

WEST CORN

110-112 DAY RM

REGIONS **IAEC, IANC, IANW, IASO, IAWC, KSNE, MOCE, MONO, NENE, NESE**

- ▶ **252** products tested 2016-2018
- ▶ **83** qualified (2 test regions min. by 2+ 2018 regions or 1+ 2018 region(s) & 2017 &/or 2016 regions)
- ▶ **52** products with zero or higher yield advantage



Product information			2016-2018 Yield Summary						
Company	Product	Technology	Est. Mat.	Yield Adv.	Yield Advantage by Region				
					<small>Bold = 3-year average <i>Italic</i> = 2-year average Non-italic = 2018 only</small>				
Kruger	K1005DP	VT2P,B	108.8	13.5	IAEC, 18.0	IANC, 3.6	IANW, 19.6	IASO, 19.6	IAWC, 4.7
Lewis	12DP779	VT2P,B	110.3	13.4	MOCE, 13.9	MONO, 12.7			
Kruger	K1204DP	VT2P,B	112.5	11.1	IAEC, 9.7	IASO, 7.0	IAWC, 16.7		
Wyffels	W6956	VT2P	110.0	10.7	IAEC, 16.9	IASO, 18.2	IAWC, 10.8	NENE, -0.2	NESE, 8.9
Lewis	10DP719	VT2P,B	110.0	10.5	MOCE, 6.6	MONO, 15.1			
Latham	LH6285VT2Pro	VT2P	112.5	10.3	IAEC, 14.4	IASO, 8.4	IAWC, 9.5	NENE, 8.4	
Cornelius	C633DP	VT2P	108.3	9.6	<i>IAEC, 8.4</i>	<i>IANC, 11.8</i>	IANW, 8.0		
LG Seeds	LG62C02STX	STX	112.1	9.0	IAEC, 13.2	IASO, 4.4	IAWC, 17.4	MOCE, 6.4	MONO, 3.4
Legend	LR9910GENSSRIB	STX,B	108.3	8.9	IAEC, 7.7	IAWC, 10.0			
Champion	62A18VT2ProRIB	VT2P,B	111.6	8.6	IASO, 11.3	MONO, 5.9	NESE, 8.7		
Champion	61A19VT2ProRIB	VT2P	110.7	8.2	IASO, 17.0	IAWC, 8.5	MONO, 10.6	NESE, -3.1	
Four Star	6D55RIB	VT2P,B	108.9	7.1	IANW, 2.3	<i>IAWC, 11.4</i>	<i>NENE, 5.2</i>		
Pfister	71C1PCR	PC,B	112.3	7.0	<i>IAEC, 8.3</i>	IASO, 7.1	IAWC, 3.8	<i>MOCE, 6.5</i>	<i>MONO, 8.1</i>
Wyffels	W7456RIB	VT2P,B	112.9	6.9	IAEC, 5.2	IASO, 10.6	IAWC, 1.6	MONO, 7.9	NENE, 2.1
					NESE, 21.4				
Kruger	K4R-9111	STX,B	112.4	6.6	<i>IAEC, 0.3</i>	<i>IASO, 3.3</i>	<i>IAWC, 16.5</i>		
Lewis	11DP768	VT2P,B	111.6	6.2	KSNE, 0.0	<i>MOCE, 8.8</i>	<i>MONO, 6.0</i>		
Channel	210-26STXRIB	STX,B	108.9	5.8	IAEC, 0.8	<i>IANC, 10.3</i>	IANW, 7.5	<i>IASO, -6.9</i>	IAWC, 18.4
Taylor	8012VT2ProDGRIB	VT2P,DG,B	110.9	5.4	KSNE, 1.4	MONO, 5.7	<i>NESE, 7.6</i>		
Wyffels	W6896RIB	VT2P,B	109.0	5.4	IAEC, 3.5	IANC, -4.5	IANW, 8.1	IASO, -0.9	IAWC, 16.7
AgriGold	A641-78STXRIB	STX,B	109.8	5.3	MOCE, 10.2	MONO, -0.5			
Cornelius	C667SS	STX	112.7	5.2	<i>IAEC, 5.2</i>				
Pioneer	P1197AM	AM,B	110.4	4.8	<i>IANC, 5.9</i>	<i>IANW, -0.5</i>	KSNE, 7.5	<i>MOCE, 5.4</i>	<i>MONO, 2.3</i>
					NENE, 9.8	NESE, -3.6			
Dyna-Gro	D52VC63	VT2P	113.3	4.7	<i>IASO, 4.7</i>				
NuTech/G2 Gen	5FB-1010	AM,B	109.5	4.6	<i>IAEC, 15.2</i>	<i>IANC, 2.8</i>	IANW, 6.7	<i>IASO, 6.8</i>	<i>IAWC, 6.8</i>
					KSNE, -12.4	<i>MOCE, -0.1</i>	<i>MONO, -7.3</i>	NENE, 18.3	NESE, 8.0
LG Seeds	LG5606STXRIB	STX,B	111.1	4.4	IAEC, -3.4	IASO, 15.0	IAWC, 14.7	MOCE, 8.3	MONO, 1.7
					NENE, -7.0				
Wyffels	W6408	STX	109.2	4.3	IAEC, 9.9	IANC, 3.2	IANW, 7.9	IASO, -0.7	IAWC, 0.0
Dyna-Gro	D52VC15	VT2P	111.1	4.3	MONO, 10.5	NENE, 3.7	NESE, -1.2		
AgriGold	A642-59STXRIB	STX,B	110.3	4.1	MOCE, 4.6	MONO, 3.5			
Channel	210-79STXRIB	STX,B	109.0	3.9	IAEC, 1.3	IASO, 6.1	IAWC, 4.5		
Latham	LH6175VT2ProRIB	VT2P,B	112.3	3.8	<i>IAEC, 1.0</i>	<i>IAWC, 0.6</i>	<i>NENE, 9.7</i>		
Miller Hybrids	M10-61BGV-EZ	3220,B	108.7	3.7	<i>IAEC, 8.2</i>	IAWC, -5.4			

Take **FIRST** in the field with you.
www.firstseedtests.com
 is mobile friendly!

HOEGEMEYER
 THE RIGHT SEED

Hoegemeyer Hybrids
 1755 Hoegemeyer Rd., Hooper, NE 68031
 (800) 245-4631
www.therightseed.com

HUBNER SEED

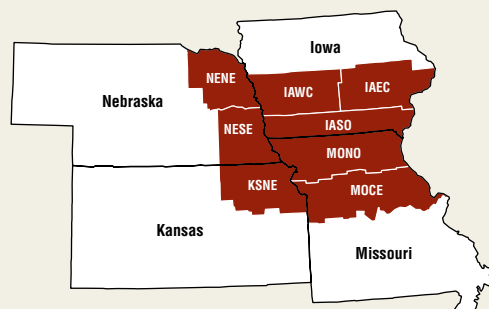
Hubner Seed
 10280 W. State Rd. 28, West Lebanon, IN 47991
 (800) 328-4428
www.hubnerseed.com

WEST CORN

113-117 DAY RM

REGIONS **IAEC, IASO, IAWC, KSNE, MOCE, MONO, NENE, NESE**

- ▶ **260** products tested 2016-2018
- ▶ **94** qualified (2 test regions min. by 2+ 2018 regions or 1+ 2018 region(s) & 2017 &/or 2016 regions)
- ▶ **59** products with zero or higher yield advantage



Product information			2016-2018 Yield Summary							
Company	Product	Technology	Est. Mat.	Yield Adv.	Yield Advantage by Region					
					<small>Bold = 3-year average <i>Italic = 2-year average</i> Non-italic = 2018 only</small>					
Renk	RK945DGVT2P	VT2P,DG	114.5	17.5	MONO, 20.6	NESE, 14.5				
NuTech/G2 Gen	5FN-2213	OI	113.5	15.2	IAEC, 16.5	IASO, 4.5	IAWC, 29.0	MOCE, 9.2	MONO, 17.9	
Channel	213-19VT2PRIB	VT2P,B	112.7	14.9	IAEC, 19.6	<i>NENE, 12.6</i>				
LG Seeds	LG5650VT2RIB	VT2P,B	114.4	13.2	MOCE, 15.2	MONO, 10.9				
Channel	215-75STXRIB	STX,B	113.4	12.7	IAEC, 7.1	<i>IASO, 10.8</i>	IAWC, 23.2			
Lewis	16DP887	VT2P,B	114.7	10.8	<i>KSNE, 3.2</i>	<i>MOCE, 17.7</i>	<i>MONO, 10.0</i>			
Kruger	K4R-9116	STX,B	114.9	10.5	IASO, 8.3	MONO, 17.5				
LG Seeds	LG5663VT2RIB	VT2P,B	114.6	10.1	MOCE, 14.7	MONO, 4.6				
Hoegemeyer/HPT	HP1681YHR	OI	113.5	9.2	NENE, 17.9	NESE, -1.3				
FS InVISION	FS 63ZX1 RIB	STX,B	113.1	8.8	IAEC, 10.5	<i>IASO, 5.4</i>	IAWC, 9.1			
AgriGold	A6572VT2RIB	VT2P,B	114.2	8.5	IASO, 3.3	KSNE, 6.2	MOCE, 10.3	<i>MONO, 11.2</i>		
FS InVISION	FS 66ZV1 RIB	VT2P,B	114.0	8.5	<i>IASO, -1.8</i>	<i>MOCE, 16.4</i>	<i>MONO, 9.3</i>			
Hoegemeyer/HPT	8414AM	AM,B	113.2	7.8	NENE, 9.1	NESE, 6.3				
Lewis	R1414VT2P	VT2P,B	113.7	7.0	KSNE, 5.9	<i>MOCE, 5.3</i>	<i>MONO, 9.6</i>			
Lewis	14DP857	VT2P,B	113.8	6.9	IASO, 12.0	KSNE, -2.2	MOCE, 3.0	<i>MONO, 14.6</i>		
FS InVISION	FS 64SV1 RIB	VT2P,B	113.9	6.9	<i>MOCE, 5.9</i>	<i>MONO, 8.0</i>				
LG Seeds	LG5643STXRIB	STX,B	113.0	6.6	<i>IAEC, 1.4</i>	<i>IASO, -0.4</i>	IAWC, 13.8	KSNE, 10.4	NENE, 8.3	NESE, 13.0
Wyffels	W7976RIB	VT2P,B	112.9	6.1	IAEC, 6.6	<i>IASO, -2.1</i>	IAWC, 14.9	<i>MONO, 1.3</i>	<i>NENE, 8.3</i>	NESE, 7.0
Dyna-Gro	D54VC14	VT2P	114.1	5.9	IASO, 0.6	NESE, 11.1				
Dyna-Gro	D55VC45	VT2P	113.9	5.8	IASO, 10.7	IAWC, -6.1	<i>MONO, 4.7</i>	NESE, 15.2		
Champion	CSX65A17VT2ProRIB	VT2P,B	113.2	5.8	IAEC, 5.9	IASO, -3.1	IAWC, 18.4	MONO, -2.2	NESE, 10.1	
Channel	213-19STXRIB	STX,B	113.1	5.8	<i>IAEC, 3.6</i>	<i>IASO, 6.5</i>	<i>IAWC, 7.5</i>			
Great Heart	HT-7302VT2PRIB	VT2P,B	114.1	5.5	MOCE, 5.8	MONO, 5.3				
Latham	EX6355VT2Pro	VT2P	113.0	5.4	IAEC, -6.8	IASO, 3.0	IAWC, 21.0	NENE, 6.6		
Renk	RK965VT2P	VT2P,B	114.7	5.2	IASO, 4.7	MONO, -9.7	NESE, 20.5			
Cornelius	C765SS	STX	113.0	4.9	IAEC, 4.9					
Renk	RK937SSTX	STX	113.0	4.8	IAEC, 2.6	IAWC, 21.8	MONO, 9.0	NENE, -0.3	NESE, -7.7	
LG Seeds	LG5643VT2RIB	VT2P,B	113.7	4.7	MOCE, 3.7	MONO, 4.8	NENE, 12.2	NESE, -3.4		
Dyna-Gro	D54VC52	VT2P	113.8	4.6	IAEC, 11.5	IASO, 11.2	<i>IAWC, 4.9</i>	KSNE, -5.0	<i>NESE, 1.8</i>	
Wyffels	W8646RIB	VT2P,B	114.3	4.3	IASO, -6.2	MONO, -1.9	NESE, 21.0			
Champion	CSX64A15DGVT2PRORIB	VT2P,DG,B	113.6	4.2	<i>IAEC, 5.3</i>	<i>IASO, 8.9</i>	IAWC, 5.3	<i>MONO, -2.8</i>	NESE, 3.5	
FS InVISION	FS 64SX1 RIB	STX,B	113.3	4.1	IAEC, 3.6	IASO, 1.2	IAWC, 4.3	MONO, 14.6		
NuTech/G2 Gen	5FB-4516	AM,B	114.8	4.1	IASO, 12.9	MOCE, 4.2	MONO, -4.8			



Jung Seed Genetics
341 S. High St., Randolph, WI 53956
(800) 242-1855
www.jungseedgenetics.com



Kruger Seeds
PO Box A, Dike, IA 50624
(800) 772-2721
www.krugerseed.com



Kussmaul Seeds
9020 US Highway 18, Mt. Hope, WI 53816
(866) 587-7625
www.kussmaulseeds.com



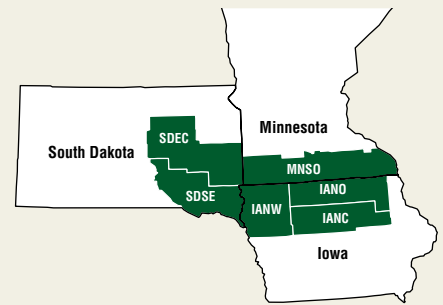
Latham Hi-Tech Seeds
131 180th St., Alexander, IA 50420
(877) 465-2842
www.lathamseeds.com

WEST SOYBEAN

1.7-2.1 GROUP RM

REGIONS **IANC, IANO, IANW, MNSO, SDEC, SDSE**

- ▶ **192** products tested 2016-2018
- ▶ **75** qualified (2 test regions min. by 2+ 2018 regions or 1+ 2018 region(s) & 2017 &/or 2016 regions)
- ▶ **46** products with zero or higher yield advantage



Product information				2016-2018 Yield Summary						
Company	Product	Technology	Maturity	Protein Adv.	Oil Adv.	Yield Adv.	Yield Advantage by Region			
							<small>Bold = 3-year average <i>Italic</i> = 2-year average Non-italic = 2018 only</small>			
AgriGold	G2105RX	RRX	2.1	0.1	0.0	3.2	<i>MNSO, 3.2</i>			
NorthStar	NS 1911NR2	RR2Y	1.9	-0.4	0.0	2.9	MNSO, 2.9			
Hefty	H20X7	RRX	2.0	0.3	-0.2	2.9	IANO, 1.7	MNSO, 1.1	SDEC, 6.4	
Federal	F195NRR2Y	RR2Y	1.9	-0.6	0.0	2.4	<i>MNSO, 2.4</i>			
Dyna-Gro	S21XT77	RRX	2.1	0.2	0.0	2.4	MNSO, 2.2	SDEC, 2.6		
Dyna-Gro	S19RY65	RR2Y	1.9	-0.3	-0.1	2.4	<i>MNSO, 2.6</i> SDEC, 2.1			
LG Seeds	C2126RX	RRX	2.1	0.5	-0.1	2.3	<i>IANC, 2.8</i>	<i>IANO, 1.2</i>	<i>IANW, 1.5</i>	<i>MNSO, 5.2</i>
Prairie Brand	PB-1947R2	RR2Y	1.9	0.0	-0.2	2.1	<i>IANO, 0.6</i>	<i>MNSO, 1.8</i>	SDEC, 3.5	
NK Brand	S20-J5X	RRX	2.0	0.3	-0.1	2.1	<i>IANC, 1.0</i>	<i>IANO, 1.7</i>	<i>IANW, 2.6</i>	<i>MNSO, 1.4</i>
							<i>SDEC, 3.5</i>			
Cornelius	CB18X80	RRX	1.8	0.2	-0.1	1.9	<i>IANO, 1.8</i>	<i>MNSO, 2.1</i>		
NK Brand	S21-W8X	RRX	2.1	0.1	0.0	1.8	<i>IANO, 0.9</i>	<i>IANW, 0.4</i>	<i>MNSO, 2.0</i>	<i>SDEC, 2.1</i>
							<i>SDSE, 3.3</i>			
Cornelius	CB21X55	RRX	2.1	0.4	-0.2	1.7	<i>IANO, 0.0</i>	<i>MNSO, 3.0</i>		
Kruger	K2X-1862	RRX	1.8	-0.8	0.2	1.6	<i>IANO, 1.6</i>			
Renk	RS207NX	RRX	2.0	0.4	-0.2	1.6	<i>IANC, 1.1</i>	IANO, -0.9	<i>IANW, 0.2</i>	MNSO, 3.5
							SDEC, 2.6 <i>SDSE, 2.3</i>			
Anderson	217RXT	RRX	2.0	0.6	-0.3	1.6	MNSO, 1.6			
Cornelius	CB19R71	RR2Y	1.9	-0.5	0.0	1.6	IANO, 0.1	MNSO, 3.0		
Stine	19RF32	RR2Y	1.9	-0.3	0.0	1.5	IANO, 1.7	MNSO, 1.8	<i>SDEC, 0.6</i>	
Latham	L1858R2	RR2Y	1.8	-0.2	-0.1	1.5	<i>IANO, -1.3</i>	MNSO, 1.2	SDEC, 2.9	
NorthStar	NS 62002NXR2	RRX	2.0	0.7	-0.3	1.4	<i>IANC, 3.0</i>	IANO, -0.7	<i>IANW, 2.3</i>	MNSO, 2.5
Titan Pro	TP 20X98	RRX	2.0	0.9	-0.3	1.4	<i>IANO, 1.0</i>	<i>MNSO, 2.9</i>	<i>SDEC, -0.3</i>	
LG Seeds	LGS2007RX	RRX	2.0	0.6	-0.2	1.2	<i>IANO, 1.2</i>	<i>MNSO, 1.4</i>	<i>SDEC, 1.1</i>	
Viking	2155N	None	2.1	0.4	-1.1	1.2	<i>IANC, 0.7</i>	<i>IANO, 1.6</i>	<i>IANW, 1.4</i>	
Dairyland	DSR-2197/R2Y	RR2Y	2.1	-0.5	0.0	1.1	<i>MNSO, 2.1</i>	<i>SDSE, 0.1</i>		
Cornelius	CB20R44	RR2Y	2.0	-0.1	0.3	1.0	<i>IANO, 1.9</i>	<i>MNSO, 0.2</i>		
Renk	RS213NR2	RR2Y	2.1	0.3	0.1	1.0	<i>IANC, 1.5</i>	<i>IANO, 1.6</i>	<i>IANW, 1.8</i>	MNSO, 0.1
Legend	LS 20R524N	RR2Y	2.0	-0.5	0.1	1.0	<i>IANO, -0.2</i>	<i>IANW, 1.9</i>		
Kruger	K2X-2172	RRX	2.1	-0.2	0.5	0.9	<i>IANC, 1.1</i>	<i>IANO, 2.5</i>	<i>IANW, -0.5</i>	
Champion	21X77N	RRX	2.1	0.4	0.0	0.8	IANC, 0.8	IANO, 0.1	IANW, 1.5	<i>MNSO, 1.2</i>
Prairie Brand	PB-1787R2	RR2Y	1.7	0.0	0.2	0.8	MNSO, 0.6	<i>SDEC, 1.1</i>		
Golden Harvest	GH1852X	RRX	1.8	-0.2	0.1	0.7	<i>IANC, 0.4</i>	<i>IANO, 0.5</i>	<i>IANW, -0.3</i>	<i>MNSO, 2.0</i>
							<i>SDEC, -0.1</i>			
FS HiSoy	HS 19A50	RR2Y	1.9	-0.7	0.1	0.7	<i>IANO, 0.7</i>			



Legend Seeds, Inc.
 PO Box 241, De Smet, SD 57231
 (800) 678-3346
 www.legendseeds.net



Lewis Hybrids
 PO Box 38, Ursa, IL 62376
 (217) 964-2131
 www.lewishybrids.com

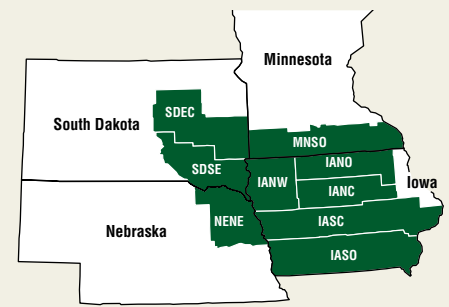
Sign up for FIRST email notifications!
 Go to www.firstseedtests.com for complete harvest reports by location.

WEST SOYBEAN

2.2-2.6 GROUP RM

REGIONS **IANC, IANO, IANW, IASC, IASO, MNSO, NENE, SDEC, SDSE**

- ▶ **191** products tested 2016-2018
- ▶ **87** qualified (2 test regions min. by 2+ 2018 regions or 1+ 2018 region(s) & 2017 &/or 2016 regions)
- ▶ **49** products with zero or higher yield advantage



Product information				2016-2018 Yield Summary						
Company	Product	Technology	Maturity	Protein Adv.	Oil Adv.	Yield Adv.	Yield Advantage by Region			
							Bold = 3-year average <i>Italic</i> = 2-year average Non-italic = 2018 only			
Titan Pro	TP 24X87	RRX	2.4	0.5	0.0	5.1	IANC, 7.1	IANO, 3.3	IANW, 3.1	IASC, 6.4
Hoegemeyer	LL2221N	LL	2.2	0.1	0.3	5.0	IANC, 7.0	IANO, 2.3	IANW, 4.9	
AgriGold	G2250RX	RRX	2.2	-0.7	0.6	4.3	<i>MNSO, 4.3</i>			
FS HiSoy	HS 24X80	RRX	2.4	-0.1	-0.6	3.7	IANC, 3.7	IANO, 3.2	IASC, 4.0	
LG Seeds	LGS2444RX	RRX	2.4	0.1	-0.6	3.5	IANC, 3.3	IANO, 4.8	IANW, 2.8	IASC, -0.2
							SDSE, 7.0			
Credenz	CZ2601LL	LL	2.6	0.4	0.2	3.3	IANC, 4.5	IANW, 2.0		
Latham	L2549R2X	RRX	2.5	0.1	-0.5	3.1	IANC, 1.5	IANO, 2.2	IANW, 3.7	IASC, 4.3
							IASO, 1.8	SDSE, 5.2		
Champion	24X98N	RRX	2.4	0.0	0.3	3.1	IANC, 5.0	<i>IANW, 2.1</i>	<i>IASC, 3.1</i>	
Cornelius	CB24X64	RRX	2.4	0.0	0.3	2.9	<i>IANC, 2.8</i>	IANO, 1.7	<i>IASC, 3.7</i>	
Mustang	22X228	RRX	2.2	-0.3	0.5	2.8	<i>MNSO, 4.7</i>	SDEC, -1.4	SDSE, 2.4	
Becks	2559X2	RRX	2.5	-0.8	0.6	2.7	IANC, 1.6	IANO, 3.3	NENE, 3.4	
Credenz	CZ2408LL	LL	2.4	0.1	0.2	2.5	IANC, 4.0	IANW, 1.1		
Legend	LS 24X842N	RRX	2.4	0.3	0.1	2.5	IANC, 0.6	IANO, 2.8	IASC, 4.1	
Champion	26L16N	LL	2.6	0.1	0.3	2.3	IANC, 3.1	IANW, 1.5		
Hefty	H24X8	RRX	2.4	0.1	0.2	1.9	IANC, 3.8	<i>IANO, 2.2</i>	<i>IANW, 3.1</i>	IASC, -1.3
							SDSE, 1.2			
Cornelius	CB24R82	RR2Y	2.4	-0.1	0.3	1.7	IANC, 1.7	<i>IANO, 1.3</i>	IASC, 2.1	
Latham	L2464R2X	RRX	2.4	-0.7	0.7	1.7	IANC, 0.0	IANW, 0.0	IASC, 3.1	SDSE, 3.8
Channel	2218R2X	RRX	2.2	0.1	-0.1	1.7	<i>IANW, 1.7</i>			
Cornelius	CB22R88	RR2Y	2.2	-0.8	0.0	1.7	<i>IANC, 2.7</i>	<i>IANO, 0.5</i>		
Latham	L2295R2X	RRX	2.2	0.6	-0.2	1.6	IANC, -0.2	IANO, 1.2	IANW, 2.4	MNSO, 0.1
							SDEC, 5.7	SDSE, 1.3		
Mustang	24X728	RRX	2.4	0.2	0.0	1.6	MNSO, 1.5	<i>SDSE, 1.6</i>		
Federal	F2280NR2X	RRX	2.2	-0.1	0.4	1.5	<i>IANW, 1.9</i>	<i>MNSO, 1.1</i>		
Prairie Brand	PB-2600R2	RR2Y	2.6	0.3	-0.5	1.5	IANW, 2.8	IASC, -1.9	<i>NENE, 1.7</i>	SDSE, 2.1
Latham	L2228R2	RR2Y	2.2	-0.4	0.1	1.3	IANC, 3.1	<i>IANO, 2.2</i>	IANW, 0.7	<i>MNSO, -0.6</i>
							<i>SDEC, 2.9</i>	SDSE, -3.1		
Croplan	R2C2200	RR2Y	2.2	-0.2	0.1	1.3	IANO, 1.3			
Renk	RS248NX	RRX	2.4	0.1	0.1	1.3	<i>IANC, 2.7</i>	<i>IANO, 1.1</i>	<i>IANW, 2.2</i>	<i>IASC, -1.3</i>
							NENE, 3.0	<i>SDSE, 0.7</i>		
Hefty	H22X8	RRX	2.2	-0.3	0.4	1.2	IANC, 0.2	<i>IANO, 0.7</i>	<i>IANW, 0.3</i>	<i>MNSO, 3.1</i>
							<i>SDEC, 1.0</i>	<i>SDSE, 1.3</i>		
Dyna-Gro	S26RS75	RR2Y,ST	2.6	-0.5	0.1	1.1	SDSE, 1.1			

Volunteer to host a test site!
 Sign up at www.firstseedtests.com or call the **FIRST** Field Manager in your area for more information today!


LG Seeds
 22827 Shissler Rd., Elmwood, IL 61529
 (800) 752-6847
www.lgseeds.com

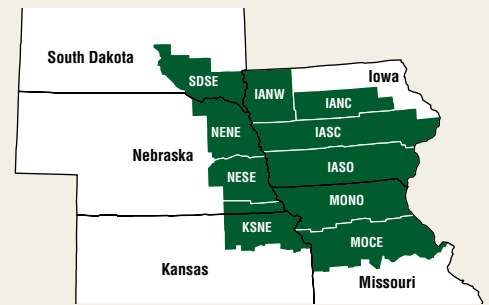

Local Seed Co.
 802 Rozelle St., Memphis, TN 38104
 (901) 260-6000
www.localseed.com

WEST SOYBEAN

2.7-3.5 GROUP RM

REGIONS **IANC, IANW, IASC, IASO, KSNE, MOCE, MONO, NENE, NESE, SDSE**

- ▶ **262** products tested 2016-2018
- ▶ **88** qualified (2 test regions min. by 2+ 2018 regions or 1+ 2018 region(s) & 2017 &/or 2016 regions)
- ▶ **48** products with zero or higher yield advantage



Product information				2016-2018 Yield Summary								
Company	Product	Technology	Maturity	Protein Adv.	Oil Adv.	Yield Adv.	Yield Advantage by Region					
							Bold = 3-year average <i>Italic</i> = 2-year average Non-italic = 2018 only					
Pioneer	P29A25X	RRX	2.9	-0.1	3.4	5.9	IASC, 5.5	IASO, 6.3				
Kruger	K2X-3552	RRX	3.5	0.3	0.1	5.4	<i>IASO, 5.4</i>					
Pioneer	P31A22X	RRX	3.1	-0.4	0.8	3.4	<i>IASC, 3.3</i>		IASO, 3.8			
Pioneer	P27T59R	RR	2.7	0.1	0.3	3.4	<i>IANC, 1.8</i>		<i>NENE, 5.0</i>			
Cornelius	CB29X90	RRX	2.9	0.4	-0.6	3.1	IANC, 0.0		IASO, 6.2			
FS HiSoy	HS 34X60	RRX	3.4	0.1	0.3	2.6	IASO, 1.7		MONO, 3.6			
Golden Harvest	GH2788X	RRX	2.7	-0.1	-0.1	2.4	<i>IANC, 2.9</i>		<i>IANW, 0.9</i>	<i>IASC, 4.6</i>	IASO, -0.6	
							<i>SDSE, 3.0</i>					
LG Seeds	C3550RX	RRX	3.5	0.2	0.1	2.3	IASO, 2.4		KSNE, 1.5	<i>MONO, 3.3</i>	NESE, -1.5	
Dyna-Gro	S34XT69	RRX	3.4	0.5	-0.3	2.3	NENE, 0.4	NESE, 4.1				
Golden Harvest	GH3088X	RRX	3.0	-1.4	3.4	2.2	IASC, 1.7		IASO, 2.8			
Golden Harvest	GH3546X	RRX	3.5	-1.0	0.4	2.1	<i>IASO, 5.2</i>		KSNE, 1.3	MOCE, -0.9	<i>MONO, 0.6</i>	
Champion	34X97N	RRX	3.4	0.1	0.0	2.1	<i>IASO, 1.5</i>		MONO, 0.9		<i>NESE, 3.4</i>	
Cornelius	CB28R58	RR2Y	2.8	0.1	0.4	2.0	<i>IANC, 2.1</i>		IASO, 2.0			
Champion	35X78N	RRX	3.5	0.1	0.2	1.9	<i>IASO, 2.4</i>		MOCE, 0.4	MONO, 1.8	<i>NESE, 2.0</i>	
FS HiSoy	HS 29X80	RRX,ST	2.9	0.2	-0.3	1.7	IANC, -0.1		IASC, 3.5		IASO, 1.8	
Legend	LS 27R524N	RR2Y	2.7	0.6	-0.2	1.6	<i>IANC, 0.1</i>		IASC, 4.5			
Dyna-Gro	S35XT97	RRX	3.5	-0.1	0.1	1.5	IASO, 2.9		MONO, -1.4	NESE, 2.1		
Cornelius	CB27X81	RRX	2.7	-0.1	-0.7	1.4	<i>IANC, 2.1</i>		<i>IASC, 0.8</i>			
NK Brand	S29-K3X	RRX	2.9	0.2	-0.6	1.4	IANC, -0.7		IASC, 3.8		NENE, 1.2	
Titan Pro	TP 34X86	RRX	3.4	0.4	-0.2	1.4	IASO, 1.0		NENE, 1.8			
Titan Pro	TP 32X58	RRX	3.2	0.7	-1.3	1.4	IASC, 3.2		IASO, -0.5			
Golden Harvest	GH3324X	RRX	3.3	-0.8	0.5	1.3	<i>IASO, 1.3</i>					
NK Brand	S30-M9X	RRX	3.0	-0.6	2.5	1.3	IASC, -1.4		IASO, -0.9		NENE, 6.1	
Renk	RS309NSX	RRX,ST	3.0	0.4	-0.4	1.2	IASC, 1.6		IASO, 2.6		NENE, -0.4	
Titan Pro	TP 28X47	RRX	2.8	-0.1	-0.4	1.2	IANC, 3.4		IANW, -1.3	IASC, 3.0		IASO, -0.4
Golden Harvest	GH2981X	RRX	2.9	-0.4	0.9	1.1	IANC, 0.9		<i>IASC, 4.2</i>		<i>IASO, -0.3</i>	NENE, -2.0
LG Seeds	LGS2759RX	RRX	2.7	-0.8	0.0	1.1	IANC, 1.0		IANW, 1.7		IASC, 2.8	NENE, -0.9
Latham	L3448R2X	RRX	3.4	0.4	-0.2	1.1	<i>IASO, 3.0</i>		<i>NENE, -0.8</i>			
NK Brand	S27-M8X	RRX	2.7	-0.1	0.0	1.1	IANC, 1.7		IANW, 1.6	<i>IASC, 3.1</i>		IASO, -1.9
							NENE, 0.6		<i>SDSE, 0.4</i>			
Kruger	K2X-3353	RRX	3.3	1.3	-1.0	1.1	<i>IASO, 1.1</i>					
Hefty	H34X7	RRX	3.4	0.0	0.0	1.0	KSNE, 1.2	<i>NENE, -0.3</i>		<i>NESE, 2.4</i>		
Dairyland	DSR-2909/R2Y	RR2Y	2.9	0.0	1.3	0.9	<i>IANC, -1.0</i>		IASO, 1.6		IASO, 2.9	
LG Seeds	C3489RX	RRX	3.4	0.2	0.1	0.8	IASO, 0.0		<i>NESE, 1.3</i>			



M & W Seeds
8443 Wilcox Rd., Eaton Rapids, MI 48827
(517) 204-3545
www.mwseeds.co



Mid-Atlantic Seeds, Inc.
204 St. Charles Way #163E, York, PA 17402
(800) 854-6251
www.midatlanticseeds.com



Miller Hybrids
1213 Larch Ave, Kalona, IA 52247
(866) 946-CORN
www.millerhybrids.com



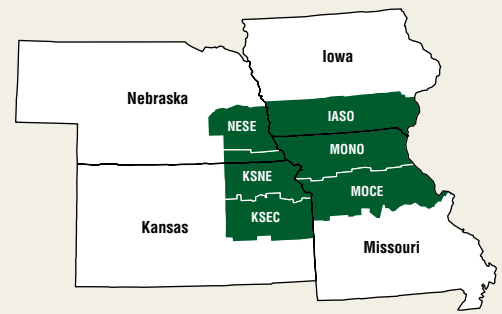
Mustang Seeds
PO Box 466, Madison, SD 57042
(800) 952-3234
www.mustangseeds.com

WEST SOYBEAN

3.6-4.7 GROUP RM

REGIONS **IASO, KSEC, KSNE, MOCE, MONO, NESE**

- ▶ **208** products tested 2016-2018
- ▶ **78** qualified (2 test regions min. by 2+ 2018 regions or 1+ 2018 region(s) & 2017 &/or 2016 regions)
- ▶ **50** products with zero or higher yield advantage



Product information				2016-2018 Yield Summary							
Company	Product	Technology	Maturity	Protein Adv.	Oil Adv.	Yield Adv.	Yield Advantage by Region				
							Bold = 3-year average <i>Italic</i> = 2-year average Non-italic = 2018 only				
Great Heart	GT-4231XS	RRX,ST	4.2	-0.7	0.1	3.9	MOCE, 4.1	MONO, 3.8			
Champion	42XS39N	RRX,ST	4.2	-0.4	0.1	3.7	MOCE, 3.1	MONO, 4.3			
Kruger	K2X-3662	RRX	3.6	0.3	0.0	3.4	<i>IASO, 3.4</i>				
Lewis	3682X	RRX	3.6	0.3	0.2	2.6	KSNE, 2.1	<i>MOCE, 2.5</i>	<i>MONO, 2.8</i>		
Dyna-Gro	S39XT68	RRX	3.9	0.1	-0.2	2.3	KSNE, 5.4	MONO, 1.3	<i>NESE, 1.7</i>		
FS HiSoy	HS 41X70	RRX,ST	4.1	-0.1	-0.4	2.2	<i>MOCE, 2.7</i>	<i>MONO, 1.7</i>			
Hefty	H42X9	RRX	4.2	0.2	-0.1	1.9	KSEC, 0.9	KSNE, 1.9			
ProHarvest	3927X	RRX	3.9	0.2	-0.3	1.9	<i>MONO, 1.9</i>				
Credenz	CZ4222LL	LL	4.2	-0.6	0.1	1.8	<i>MOCE, 2.6</i>	MONO, 0.7			
Rob-See-Co	Innotech IS4236	RR2Y	4.2	-0.2	0.0	1.8	KSEC, 1.1	KSNE, 2.4			
Credenz	CZ3738LL	LL	3.7	-0.4	0.1	1.8	MOCE, 1.6	MONO, 2.0			
Golden Harvest	GH4542X	RRX	4.5	-0.1	-0.1	1.7	<i>KSEC, 2.3</i>	MOCE, 0.8			
Lewis	4272X	RRX,ST	4.2	-0.1	-0.1	1.6	<i>KSEC, 0.8</i>	KSNE, 2.1	<i>MOCE, 1.8</i>	<i>MONO, 1.7</i>	
Credenz	CZ3601LL	LL	3.6	-0.5	0.7	1.5	<i>MOCE, 3.8</i>	<i>MONO, -0.2</i>			
Champion	40X98N	RRX	4.0	0.3	-0.3	1.5	<i>MOCE, 2.1</i>	<i>MONO, 0.5</i>	NESE, 2.6		
AgriGold	G3980RX	RRX	3.9	0.3	-0.3	1.4	KSEC, -0.2	<i>KSNE, 3.5</i>	<i>MOCE, -0.8</i>	<i>MONO, 2.3</i>	
Lewis	4572X	RRX,ST	4.5	-0.4	0.0	1.3	KSEC, 1.2	<i>MOCE, 0.9</i>			
Pioneer	P42A52X	RRX	4.2	-1.1	-0.1	1.3	MOCE, 4.2	MONO, -0.9			
LG Seeds	C4710RX	RRX,ST	4.7	-0.1	0.0	1.3	<i>KSEC, 2.0</i>				
ProHarvest	4366CR2Y	RR2Y	4.3	0.3	-0.1	1.2	<i>MONO, 1.2</i>				
AgriGold	G4190RX	RRX,ST	4.1	0.1	0.0	1.2	KSEC, -1.6	KSNE, 0.5	MOCE, 2.3	MONO, 0.8	
Dyna-Gro	S41XS98	RRX,ST	4.1	0.0	0.0	1.2	KSEC, 1.8	KSNE, -0.9	MOCE, 2.6	MONO, 1.6	
AgriGold	G3830RX	RRX	3.8	-0.1	-0.1	1.1	KSEC, 0.4	<i>MOCE, -1.6</i>	<i>MONO, 3.1</i>		
LG Seeds	LGS3777RX	RRX	3.7	0.3	-0.1	1.1	KSEC, -1.3	KSNE, 1.3	MOCE, -0.3	MONO, 1.8	
							NESE, 1.2				
Golden Harvest	GH3982X	RRX	3.9	-0.2	0.3	1.0	KSEC, 0.7	KSNE, 2.6	<i>MOCE, 1.4</i>	<i>MONO, 0.2</i>	
Champion	38X97N	RRX	3.8	-0.3	0.1	1.0	MOCE, 0.8	MONO, 0.4	<i>NESE, 1.4</i>		
Pioneer	P40A47X	RRX	4.0	-0.1	0.0	0.8	KSEC, -0.9	KSNE, 1.2	MOCE, 0.7	MONO, -0.2	
							NESE, 2.9				
Champion	36X38N	RRX	3.6	2.1	-1.4	0.8	IASO, 1.8	MONO, -0.2			
LG Seeds	C3985RX	RRX	3.9	0.1	-0.1	0.8	<i>KSEC, 0.5</i>	<i>KSNE, 1.5</i>	MOCE, 1.3	MONO, 1.2	
							<i>NESE, 0.1</i>				
NK Brand	S39-P5X	RRX	3.9	-0.7	0.6	0.8	MOCE, 2.0	MONO, 0.2	NESE, 0.4		
Lewis	4393X	RRX,ST	4.3	-0.6	0.1	0.8	KSEC, 0.9	KSNE, -2.7	MOCE, 2.9	MONO, 1.8	
Lewis	3792X	RRX	3.7	-0.2	-0.2	0.8	KSEC, -0.9	KSNE, 4.3	MOCE, -1.9	MONO, 0.1	



NK Brand
11055 Wayzata Blvd., Minnetonka, MN 55305
(612) 656-8600
www.syngenta.com



NorthStar Genetics, Ltd.
PO Box 40, Wanamingo, MN 55983
(507) 824-2878
www.northstargenetics.com

Need more copies of the **FIRST 2018 Yield Guide** to share? Additional copies can be ordered at www.firstseedtests.com for free.



JASON BEYERS, M.S., FIRST Field Manager
 FIRST NCB, Inc.
 31150 Harvest Rd., Lanark, IL 61046
 (815) 985-7369
 beyers@frontiernet.net
 CORN REGIONS: **ILEC, ILNO, ILWC, MISO, MITH, MIWC, NCTS, WICE, WISO**
 SOYBEAN REGIONS: **ILNC, ILNO, ILSC, NCSL, WISO**



ROB KAUFFMAN, FIRST Field Manager
 Mid Atlantic Independent Technology Service
 2978 Homestead Rd., Mount Joy, PA 17552
 (717) 413-0763
 rkmaits@aol.com
 CORN REGIONS: **DMNO, PACE, PASE**
 SOYBEAN REGIONS: **DMNO, PASE**

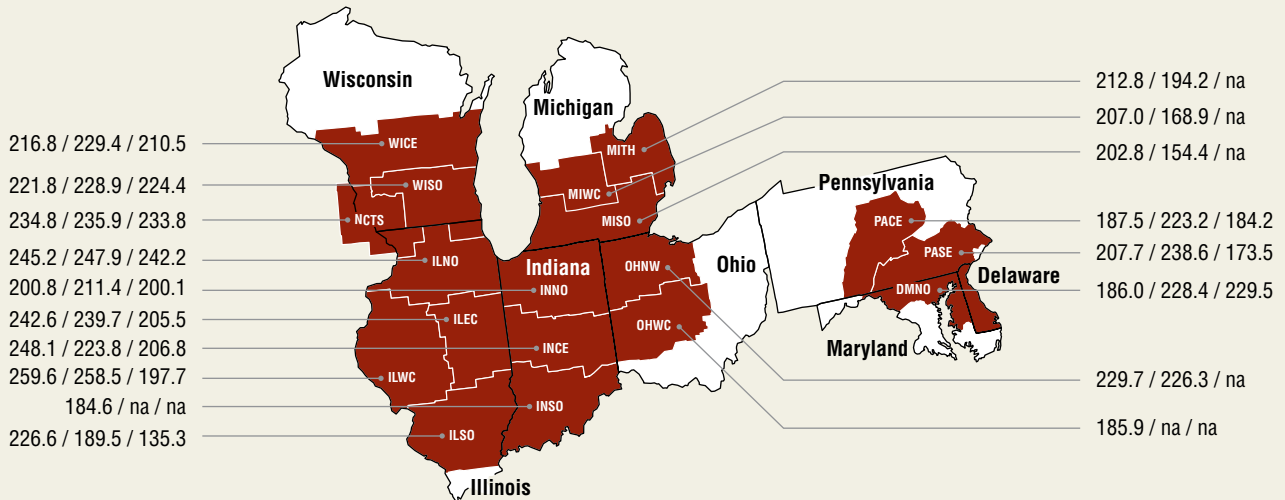


WILLIAM SCHELP, M.S., FIRST Field Manager
 FIRST MSR, Inc.
 5207 Hatteras Dr., Columbia, MO 65202
 (573) 819-7968
 william.schelp@firstseedtests.com
 CORN REGIONS: **ILSO**
 SOYBEAN REGIONS: **ILSO**

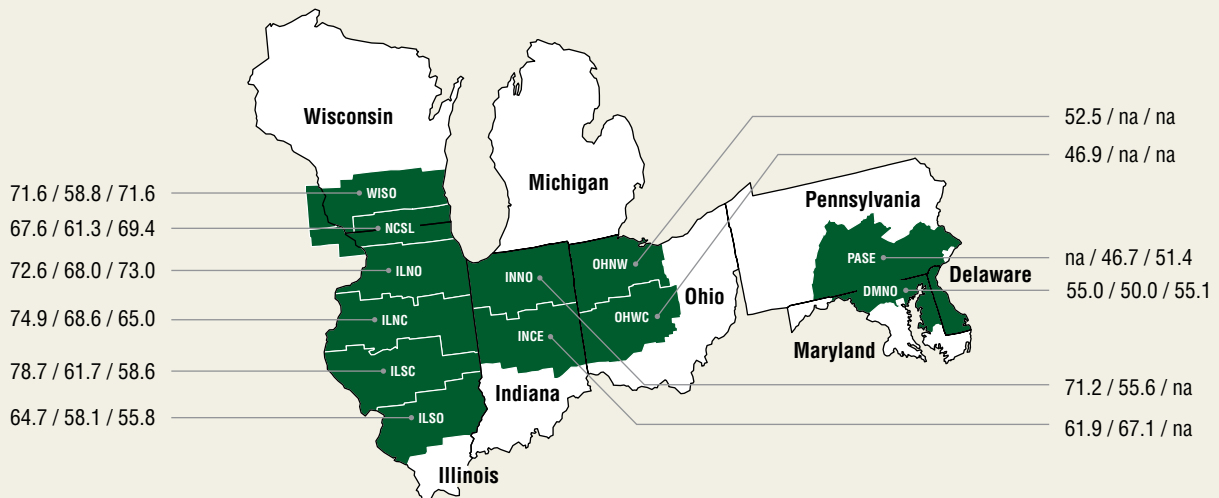


MATT TURNER, FIRST Field Manager
 M&D Seed Research, LLC
 10256 E. 450 N, Van Buren, IN 46991
 (317) 606-9040
 mattturner1979@yahoo.com
 CORN REGIONS: **INCE, INNO, INSO, OHNW, OHWC**
 SOYBEAN REGIONS: **INCE, INNO, OHNW, OHWC**

CORN Yield (bu/a) Averages 2018 / 2017 / 2016, respectively



SOYBEAN Yield (bu/a) Averages 2018 / 2017 / 2016, respectively

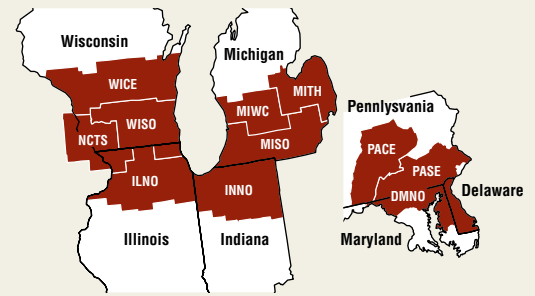


EAST CORN

94-102 DAY RM

REGIONS **DMNO, ILNO, INNO, MISO, MITH, MIWC, NCTS, PACE, PASE, WICE, WISO**

- ▶ **268** products tested 2016-2018
- ▶ **72** qualified (2 test regions min. by 2+ 2018 regions or 1+ 2018 region(s) & 2017 &/or 2016 regions)
- ▶ **43** products with zero or higher yield advantage



Product information			2016-2018 Yield Summary							
Company	Product	Technology	Est. Mat.	Yield Adv.	Yield Advantage by Region					
					Bold = 3-year average <i>Italic</i> = 2-year average Non-italic = 2018 only					
Doebblers	RPM 4219AM	AM	106.3	14.1	PACE, 18.2	PASE, 10.1				
Hefty	H4922VT2P	VT2P	90.6	11.6	WICE, 12.1	WISO, 11.2				
Renk	8-536VT2P	VT2P	94.9	8.1	MITH, 2.5	WICE, 16.4				
Pioneer	P9621AMXT	AMXT,B	96.6	7.9	MISO, 10.9	MIWC, 4.2				
Dyna-Gro	D37VC64RIB	VT2P,B	96.8	7.7	MITH, 10.2	MIWC, 5.8	WICE, 5.8			
LG Seeds	LG5505VT2RIB	VT2P,B	100.3	7.7	MISO, 3.0	MITH, 12.7	MIWC, 6.1			
Wyffels	W2506	VT2P	96.7	7.7	ILNO, -0.8	NCTS, 11.8	WISO, 10.6			
Pioneer	P9998AMXT	AMXT,AQ,B	96.1	7.6	MISO, 9.1	MITH, 6.0	MIWC, 13.0	WICE, 5.6	WISO, 7.1	
Specialty	27D728	VT2P,B	97.4	7.3	MISO, 10.2	MIWC, 3.7				
Dairyland	RPM-3715AM	AM,B	96.2	6.8	MISO, 1.1	MITH, 10.1	WICE, 9.0			
Hefty	H5024SS	STX	91.2	6.7	WICE, 8.0	WISO, 5.8				
Jung	7S522RIB	STX,B	100.7	6.5	NCTS, 0.9	<i>WICE, 9.2</i>	WISO, 6.8			
Pioneer	P0157AMXT	AMXT,AQ,B	99.1	6.5	MISO, 7.5	MITH, 9.8	MIWC, 8.3	NCTS, -1.9	WICE, 15.0	
LG Seeds	LG5465VT2RIB	VT2P,B	96.8	6.5	MISO, 3.4	MITH, 7.8	MIWC, 1.8	WICE, 12.8		
Renk	RK579DGVT2P	VT2P,DG	97.4	6.4	MISO, 0.8	WICE, 13.4				
NuTech/G2 Gen	5F-601	AM,AQ,B	102.0	5.9	<i>ILNO, 7.2</i>	MISO, 6.0	MITH, 5.3	MIWC, 7.4	NCTS, 1.2	
					<i>WICE, 7.8</i>	WISO, 6.9				
Dekalb	DKC52-68RIB	VT2P,B	102.6	4.9	MISO, -8.1	MITH, 8.9	WICE, 12.0			
Dyna-Gro	D39DC43	VT2P,DG	99.3	4.8	<i>MISO, -1.7</i>	<i>MITH, 8.7</i>	MIWC, 7.5	WICE, 7.0		
AgriGold	A630-31VT2RIBD1	VT2P,DG,B	100.6	4.7	<i>WICE, 4.7</i>					
Jung	52SS507RIB	STX,B	98.9	4.3	NCTS, 1.2	WICE, 9.1	WISO, 1.5			
Specialty	32A886	STX,B	102.2	4.2	<i>MISO, 7.7</i>	<i>MIWC, 0.3</i>				
Renk	RK587VT2P	VT2P,B	96.7	4.0	MISO, -0.8	MITH, 8.3	MIWC, 6.4	WICE, 1.0		
M & W Seeds	46P76	VT2P,B	96.7	3.9	MISO, -1.6	MITH, 10.6	MIWC, 0.6			
Latham	LH5245VT2ProRIB	VT2P,B	95.7	3.9	NCTS, 4.6	WICE, 5.9	WISO, 1.7			
Specialty	26A236	STX,B	97.2	3.7	<i>MISO, 4.0</i>	<i>MIWC, 3.4</i>				
NuTech/G2 Gen	5F-702	AM,B	98.0	3.7	ILNO, 9.2	NCTS, 4.8	WICE, 2.6	WISO, -1.2		
Dairyland	RPM-4018AM	AM,AQ,B	97.3	3.7	MISO, 6.0	MITH, 6.0	MIWC, 6.0	WICE, -0.9	WISO, 0.7	
Seed Consultants	SCS 1018YHR	OI,AQ	102.9	3.6	INNO, -1.5	<i>MISO, 5.3</i>	PACE, 7.2			
Hefty	H5212VT2PRIB	VT2P,B	101.7	3.1	ILNO, -1.2	WICE, 8.4				
LG Seeds	LG5470STXRIB	STX,B	98.6	3.1	MIWC, 8.9	<i>WICE, 0.5</i>				
NuTech/G2 Gen	5F-701	AM,AQ,B	100.2	2.8	<i>MISO, -2.2</i>	<i>MITH, 7.8</i>	<i>MIWC, 1.6</i>			
AgriGold	A629-22STXRIB	STX,B	91.0	2.4	WICE, 4.3	WISO, 1.2				
LG Seeds	LG5499STXRIB	STX,B	100.3	2.2	ILNO, -1.8	<i>NCTS, 2.2</i>	WICE, 7.5	WISO, 2.3		



NuTech/G2 Genetics
2321 N. Loop Dr., Ste. 120, Ames, IA 50010
(800) 942-6748
www.nutechseed.com



Partners Brand Seed Co., LLC
6825 N. 375 East Rd., Howe, IN 46746
(877) 790-0016
www.partnersbrandseed.com



Pfister Seeds, LLC
201 Knollwood Dr., Ste. A, Champaign, IL 61820
(888) 647-3478
www.pfisterseeds.com



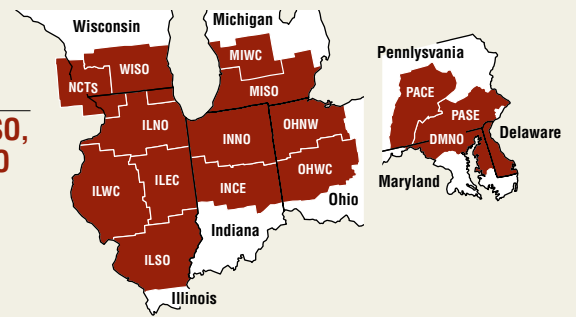
Advanta Seeds
201 E Carpenter Fwy, Suite 660, Irving, TX 75062
(855) 210-0569
www.advantaus.com

EAST CORN

103-106 DAY RM

REGIONS **DMNO, ILEC, ILNO, ILSO, ILWC, INCE, INNO, MISO, MIWC, NCTS, OHNW, OHWC, PACE, PASE, WISO**

- ▶ **237** products tested 2016-2018
- ▶ **80** qualified (2 test regions min. by 2+ 2018 regions or 1+ 2018 region(s) & 2017 &/or 2016 regions)
- ▶ **42** products with zero or higher yield advantage



Product information			2016-2018 Yield Summary							
Company	Product	Technology	Est. Mat.	Yield Adv.	Yield Advantage by Region					
					<small>Bold = 3-year average <i>Italic</i> = 2-year average Non-italic = 2018 only</small>					
Jung	56SS538	STX,B	97.1	12.9	NCTS, 17.4	WISO, 8.4				
NuTech/G2 Gen	E5FN-A604	OI	104.5	11.9	ILNO, 22.7	MISO, 7.5	MIWC, 4.0			
Stone	5638RIB	STX,B	106.0	11.8	ILNO, 5.7	NCTS, 16.9				
Golden Harvest	G05K08-3010A	3010,A	97.9	10.5	ILNO, 15.1	NCTS, 18.2	WISO, -1.2			
Viking	42-05	None	108.7	9.2	DMNO, -1.9	PACE, 24.6	PASE, 9.7			
Burrus	Power Plus 2Y06	AM,B	94.8	9.0	NCTS, 3.4	WISO, 14.5				
Dekalb	DKC56-45RIB	STX,B	107.0	8.7	ILEC, 7.3	ILNO, 10.3	ILSO, -3.4	ILWC, 3.1	NCTS, 9.5	
Stone	5448RIB	STX,B	103.5	7.7	ILNO, 10.0	NCTS, 5.9				
NuTech/G2 Gen	5F-504	AM,B	102.4	7.6	ILNO, 8.7	<i>INNO, 2.2</i>	MISO, 12.5	MIWC, 11.2	NCTS, 4.7	
Pioneer	P0339AMT	AMT,AQ,B	103.8	7.5	ILNO, 8.7	<i>MISO, 6.8</i>				
Cornelius	C408DP	VT2P	97.7	6.4	ILNO, 13.3	NCTS, 17.1	<i>WISO, -2.3</i>			
Cornelius	C478DP	VT2P	99.5	6.2	ILNO, -1.9	NCTS, 8.9	WISO, 10.2			
Renk	RK717SSTX	STX	102.1	6.1	ILNO, 8.1	<i>MISO, 1.5</i>	NCTS, 6.7	<i>WISO, 5.9</i>		
Cornelius	C461SS	STX	101.4	6.0	ILNO, -6.5	<i>NCTS, 9.8</i>	<i>WISO, 7.5</i>			
Mid-Atlantic	MA8034VT2P	VT2P	104.1	5.5	<i>PACE, 5.5</i>					
Dairyland	DS-7603PE	PC,E	99.4	5.5	ILNO, 10.3	MISO, 0.3	MIWC, 2.4	NCTS, 9.2	WISO, 4.2	
Latham	LH5635VT2ProRIB	VT2P,B	96.2	4.8	NCTS, 8.4	WISO, 1.2				
Dyna-Gro	D47SS29RIB	STX,B	100.0	4.6	ILNO, 1.5	NCTS, 2.1	PACE, 15.8	WISO, 2.2		
Cornelius	C385DP	VT2P	99.6	4.4	<i>ILNO, 3.7</i>	<i>NCTS, 3.3</i>	<i>WISO, 6.4</i>			
Pioneer	P0589AMXT	AMXT,AQ,B	106.1	4.3	ILNO, -6.7	NCTS, 7.0	WISO, 2.2			
Seed Consultants	SCS 10HR43	HX,RR2	106.7	4.2	ILEC, 10.6	<i>INCE, 2.0</i>	INNO, 0.1	<i>MISO, 3.2</i>	<i>OHNW, 5.5</i>	
Seed Consultants	SCS 1037YHR	OI	104.1	4.2	INNO, 1.5	<i>MISO, 5.4</i>	PACE, 5.7			
NuTech/G2 Gen	5F-503	AM,B	101.0	3.7	<i>ILNO, 9.9</i>	MISO, 2.1	<i>MIWC, 6.6</i>	<i>NCTS, 4.3</i>	<i>OHNW, -13.7</i>	
Jung	53SS517RIB	STX,B	100.8	3.7	NCTS, 1.1	WISO, 6.2				
Jung	54SS528	STX,B	98.5	3.4	<i>NCTS, 1.2</i>	<i>WISO, 5.8</i>				
Latham	LH5487VT2Pro	VT2P	94.4	3.1	NCTS, 4.4	WISO, 1.7				
Renk	RK737VT2P	VT2P	99.6	3.0	ILNO, -1.0	NCTS, 3.9	WISO, 5.4			
Dairyland	DS-7106PE	PC,E	101.8	2.5	ILNO, -0.1	NCTS, 2.6	OHNW, -4.7	WISO, 10.4		
Pioneer	P0574AM	AM,AQ,B	106.6	2.0	DMNO, -6.8	<i>PACE, 7.3</i>				
Hubner	H6287RCSS	STX,B	104.4	2.0	PACE, -3.1	PASE, 7.0				
NuTech/G2 Gen	5FN-2204	OI	104.9	1.9	INNO, 0.4	MISO, 5.0	MIWC, 2.7	OHNW, 0.1		

Have more specific questions about **FIRST** trials? Visit our FAQ page at www.firstseedtests.com.



ProHarvest Seeds, LLC
2737 N 700 East Rd., Ashkum, IL 60911
(866) 807-7015
www.proharvestseeds.com



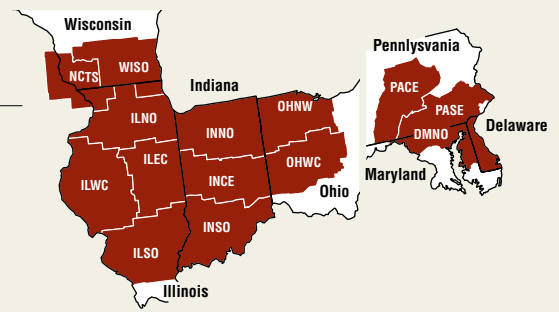
Proseed, Inc.
705 E. Brewster, Harvey, ND 58341
(800) 776-3121
www.proseed.net

EAST CORN

107-109 DAY RM

REGIONS **DMNO, ILEC, ILNO, ILSO, ILWC, INCE, INNO, INSO, NCTS, OHNW, OHWC, PACE, PASE, WISO**

- ▶ **239** products tested 2016-2018
- ▶ **79** qualified (2 test regions min. by 2+ 2018 regions or 1+ 2018 region(s) & 2017 &/or 2016 regions)
- ▶ **51** products with zero or higher yield advantage



Product information			2016-2018 Yield Summary						
Company	Product	Technology	Est. Mat.	Yield Adv.	Yield Advantage by Region				
					Bold = 3-year average <i>Italic</i> = 2-year average Non-italic = 2018 only				
Latham	LH5742RR	RR2	97.4	11.1	<i>WISO, 11.1</i>				
Mid-Atlantic	MA8091VT2P	VT2P	110.9	10.2	DMNO, 11.4	<i>PACE, 5.6</i>	<i>PASE, 14.5</i>		
Burrus	Power Plus 4A67	AMXT,B	108.5	9.7	ILNO, 16.9	NCTS, 3.7			
Ebberts	6899VT2PRIB	VT2P,B	108.6	9.5	INCE, 10.7	INNO, 16.9	OHNW, 9.5	OHWC, -0.8	
Pioneer	P0825AM	AM,B	108.9	9.4	INNO, 4.5	INSO, 12.7	OHNW, 11.9	OHWC, 12.0	
Pioneer	P0825AMXT	AMXT,B	108.8	8.5	<i>ILEC, 7.0</i>	ILNO, 13.4	<i>ILSO, 3.2</i>	ILWC, 1.7	INCE, 11.3
					INNO, 8.7	<i>NCTS, 5.4</i>	WISO, 13.2		
Hubner	H6394RCSS	STX,B	107.8	7.8	<i>PACE, 13.1</i>	<i>PASE, 2.0</i>			
Seed Consultants	SCS 1087YHR	OI	107.5	7.4	DMNO, 6.8	ILSO, 0.7	<i>INCE, 10.7</i>	<i>INNO, 9.2</i>	<i>OHNW, 12.0</i>
					OHWC, -8.0	PACE, 23.7	PASE, -2.0		
Chemgro	6985RDP	VT2P	107.4	7.3	<i>PACE, 7.3</i>				
Dekalb	DKC58-34RIB	STX,B	96.2	6.9	PACE, 11.4	WISO, 3.9			
NuTech/G2 Gen	5FB-9909	AM,B	108.4	6.9	ILNO, 15.4	ILSO, -5.2	ILWC, 11.3	INCE, 11.7	NCTS, 3.3
					OHNW, 4.4	OHWC, 8.5			
NuTech/G2 Gen	5F-308	AM,B	108.3	6.8	<i>ILEC, 12.3</i>	ILNO, 14.9	ILSO, -1.7	ILWC, 11.3	INCE, -16.5
					<i>INNO, 0.7</i>	NCTS, 11.4	<i>OHNW, -1.4</i>	OHWC, -7.7	
Burrus	Power Plus 4Y34	OI	108.1	6.4	ILNO, 9.5	NCTS, 3.9			
Augusta	A4658GT3220	3220	109.6	6.4	INCE, 4.7 INSO, 8.5				
Latham	LH5725VT2Pro	VT2P	98.6	6.4	NCTS, 6.3 WISO, 6.4				
Wyffels	W5626	VT2P	102.9	6.2	ILNO, 2.2	ILWC, 16.4	INCE, 5.5	WISO, -0.1	
Cornelius	C573DP	VT2P	101.1	5.9	ILNO, 1.2	NCTS, 6.3		WISO, 9.4	
Hefty	H5812VT2PRIB	VT2P,B	101.2	5.6	ILNO, 2.2	NCTS, 7.2		WISO, 6.8	
Doebblers	RPM 4919AM	AM	109.5	5.5	DMNO, 6.0 PASE, 4.7				
Ebberts	6138VT2PRIB	VT2P,B	107.6	5.3	INCE, 0.2	INNO, 5.8	OHNW, 10.0	OHWC, 5.9	
LG Seeds	LG5548STXRIB	STX,B	108.6	5.2	<i>ILEC, 2.0</i>	ILNO, 4.1	ILSO, 12.7	<i>ILWC, 7.4</i>	<i>INCE, 2.8</i>
					<i>INNO, 4.4</i>	NCTS, 2.6	OHNW, 18.8	<i>WISO, 5.5</i>	
Channel	209-15STXRIB	STX,B	109.6	4.9	INCE, 2.7 INNO, 7.6				
Dairyland	DS-6008	RR2	104.3	4.6	ILNO, 2.1	INNO, 3.0	NCTS, 8.6	OHNW, 1.6	WISO, 6.9
Dairyland	DS-7909PE	PC,E	109.6	4.1	ILNO, 10.1	INCE, 1.1	INNO, 2.5	NCTS, 9.6	OHNW, -3.2
NuTech/G2 Gen	5FN-8808	OI	105.6	3.8	ILNO, 11.2	ILSO, 2.3	ILWC, 2.5	INCE, 3.7	INNO, 4.5
					NCTS, 9.1	OHNW, 4.0	OHWC, 2.0	WISO, -3.6	
Wyffels	W5518	STX	104.8	3.7	ILNO, 4.7	ILWC, 0.2	INCE, 3.5	NCTS, 2.2	WISO, 8.3
Seed Consultants	SCS 1086YHR	OI	107.7	3.7	ILEC, 3.3	<i>INCE, 4.0</i>		<i>INNO, 3.5</i>	<i>OHNW, 3.9</i>
FS InVISION	FS 59VL1 EZR	3220,B	109.2	3.7	ILEC, -4.0	<i>ILNO, 7.0</i>	ILSO, -9.0	<i>ILWC, 0.8</i>	<i>INCE, 10.3</i>
					<i>INNO, 1.7</i>	INSO, 8.7	<i>NCTS, 5.7</i>	<i>OHNW, 7.2</i>	OHWC, -3.7



Purple Ribbon Seeds
PO Box 221, Marshall, IN 47859
(765) 597-2233
www.purpleribbonseeds.com



REA Hybrids
4745 6th Ave. SE, Aberdeen, SD 57402
(800) 592-1215
www.rea-hybrids.com



Renk Seed Co.
6809 Wilburn Rd., Sun Prairie, WI 53590
(800) BUY-RENK
www.renkseed.com



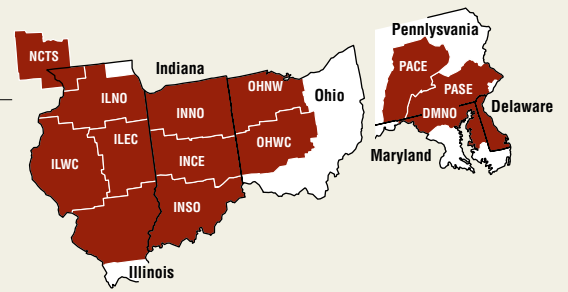
Landmark Cooperative
1401 Landmark Drive, Cottage Grove, WI 53527
(800) 236-3276
www.landmark.coop

EAST CORN

110-112 DAY RM

REGIONS **DMNO, ILEC, ILNO, ILSO, ILWC, INCE, INNO, INSO, NCTS, OHNW, OHWC, PACE, PASE**

- ▶ **268** products tested 2016-2018
- ▶ **87** qualified (2 test regions min. by 2+ 2018 regions or 1+ 2018 region(s) & 2017 &/or 2016 regions)
- ▶ **51** products with zero or higher yield advantage



Product information			2016-2018 Yield Summary							
Company	Product	Technology	Est. Mat.	Yield Adv.	Yield Advantage by Region					
					Bold = 3-year average <i>Italic</i> = 2-year average Non-italic = 2018 only					
Armor	X8111Pro2	VT2P	111.0	14.5	DMNO, 10.9	ILSO, 18.0				
Doebblers	RPM 5018AM	AM,B	108.8	14.3	<i>DMNO, 4.2</i>	PACE, 26.8	<i>PASE, 22.3</i>			
Chemgro	7095RDP	VT2P	109.6	14.3	DMNO, 15.7	PASE, 12.3				
Lewis	10DP747	VT2P,B	109.5	12.8	<i>ILWC, 12.8</i>					
Rupp	xrD12-49	VT2P	111.6	12.6	<i>INNO, 18.0</i>	<i>OHNW, 11.7</i>	OHWC, 3.7			
Local Seed Co.	LC1289VT2P	VT2P,B	111.3	12.1	DMNO, 15.3	PASE, 7.3				
Dyna-Gro	D52VC15	VT2P	111.3	11.8	ILEC, 9.7	ILSO, 13.8				
Stone	6182RIB	VT2P,B	111.3	11.7	<i>ILSO, 11.7</i>					
Augusta	A4463VT2Pro	VT2P	110.8	11.5	DMNO, 7.4	OHNW, 9.2	OHWC, 13.9	PASE, 17.3		
Dyna-Gro	D52VC63	VT2P	110.8	10.8	<i>ILSO, 10.8</i>					
Ebberts	6552VT2PRIB	VT2P,B	111.5	10.5	INCE, 10.0	INNO, 6.2	OHNW, 10.6	OHWC, 15.4		
Purple Ribbon	18A12VT2PRIB	VT2P,B	112.0	9.5	ILEC, 9.6	INCE, 9.0	INNO, 10.2			
Jung	61SS608	STX,B	109.5	9.5	<i>NCTS, 9.5</i>					
Partners Brand	PB 8230DVT2P	VT2P,DG	111.1	9.1	<i>INNO, 9.1</i>					
Specialty	40D148	VT2P,B	109.4	9.1	INCE, 6.7	INNO, 11.9				
Specialty	42A843	STX,B	112.5	8.6	INCE, 5.1	<i>INNO, 13.3</i>				
Cornelius	C667SS	STX	111.7	8.5	<i>ILNO, 8.5</i>					
Renk	RK842SSTX	STX	112.0	8.2	<i>ILEC, 4.2</i>	<i>ILNO, 9.7</i>	<i>ILSO, 13.9</i>	<i>ILWC, 5.5</i>		
Ebberts	6121VT2PRIB	VT2P,B	111.9	7.7	INCE, 4.9	INNO, 13.7	OHNW, 8.0	OHWC, 4.8		
Dyna-Gro	D52SS63	STX	112.2	7.7	<i>DMNO, 7.1</i>	<i>ILEC, 2.2</i>	<i>ILNO, 10.2</i>	<i>ILWC, 5.8</i>	<i>PASE, 14.6</i>	
Pioneer	P1197AM	AM,B	110.5	7.2	<i>DMNO, 14.4</i>	ILSO, 7.3	ILWC, 12.1	<i>INCE, 4.6</i>	INNO, 5.5	
					INSO, 4.7	OHWC, 4.0	<i>PASE, 6.6</i>			
Hefty	H6223	VT2P,DG	112.2	7.1	ILEC, 10.8	ILNO, 5.5	ILWC, 4.6			
Rupp	xrD10-16	VT2P,B	109.4	6.8	INNO, 8.3	OHNW, 5.3	OHWC, 6.9			
NuTech/G2 Gen	5FN-3310	OI	110.9	6.7	INNO, 6.2	OHNW, 7.2				
Cornelius	C633DP	VT2P	109.1	6.7	ILNO, 3.8	<i>NCTS, 7.9</i>				
Mid-Atlantic	MA8107VT2P	VT2P	110.3	6.1	DMNO, 6.8	PASE, 5.3				
ProHarvest	8147StaxRIB	STX,B	111.7	6.0	ILEC, 7.7	ILWC, 4.3				
LG Seeds	LG62G02VT2PRO	VT2P	111.2	6.0	ILSO, 14.9	ILWC, 16.4	INCE, 10.7	INNO, -2.8	INSO, 6.0	
					OHNW, -2.8	OHWC, -5.4				
Great Heart	HT-7026SSRIB	STX,B	110.5	5.7	ILSO, -3.6	ILWC, 10.4	INNO, 11.3			
Great Heart	HT-7244VT2PRIB	VT2P,B	111.9	5.5	DMNO, 15.4	ILEC, 5.1	ILSO, 5.5	ILWC, -4.2	INNO, 5.7	
LG Seeds	LG5590VT2RIB	VT2P,B	109.8	5.5	INCE, 2.8	INNO, 4.1	INSO, 21.2	OHNW, 5.7	OHWC, -5.9	
Wyffels	W6408	STX	109.2	5.5	ILNO, 12.0	ILWC, -1.3	INCE, 8.4	NCTS, 3.8		
Armor	1227Pro2	VT2P	110.6	5.1	DMNO, 16.3	ILSO, -6.0				



Rupp Seeds, Inc.

17919 County Rd. B, Wauseon, OH 43567
(877) 591-7333
www.ruppseeds.com



Seed Consultants, Inc.

PO Box 370, Washington C.H., OH 43160
(800) 708-2676
www.seedconsultants.com

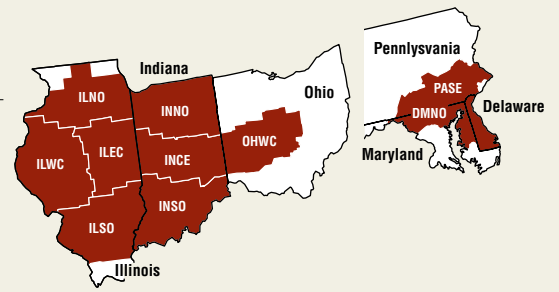
Over a billion dollars is spent each year developing new corn hybrids. Buying seed from several brands invests your farm in a bigger share of it!

EAST CORN

113-118 DAY RM

REGIONS **DMNO, ILEC, ILNO, ILSO, ILWC, INCE, INNO, INSO, OHWC, PASE**

- ▶ 245 products tested 2016-2018
- ▶ 66 qualified (2 test regions min. by 2+ 2018 regions or 1+ 2018 region(s) & 2017 &/or 2016 regions)
- ▶ 47 products with zero or higher yield advantage



Product information			2016-2018 Yield Summary							
Company	Product	Technology	Est. Mat.	Yield Adv.	Yield Advantage by Region					
					<small>Bold = 3-year average <i>Italic</i> = 2-year average Non-italic = 2018 only</small>					
Mid-Atlantic	MA8132VT2P	VT2P	111.7	17.0	DMNO, 19.2	PASE, 13.7				
Renk	RK945DGV2P	VT2P,DG	114.1	16.1	ILEC, 11.4	ILSO, 14.5	ILWC, 22.5			
Doeblers	RPM 5518AM	AM,B	112.5	13.8	<i>DMNO, 18.1</i>	<i>PASE, 8.0</i>				
Augusta	A1165VT2ProRIB	VT2P,B	112.9	13.4	DMNO, 11.8	PASE, 15.9				
Hubner	H6755RCSS	STX,B	111.7	12.3	<i>PASE, 12.3</i>					
Hubner	H6663RCSS	STX,B	113.2	11.5	<i>DMNO, 6.5</i>	PASE, 15.4				
Stone	6368RIB	STX,B	113.3	11.1	<i>ILEC, 10.8</i>	ILNO, 6.9	ILSO, 21.1	ILWC, 9.5		
Lewis	R1414SS	STX,B	113.3	10.9	<i>ILWC, 10.9</i>					
Armor	1447Pro2	VT2P	113.0	9.6	DMNO, 14.3	ILSO, 4.8				
Dyna-Gro	D55VC45	VT2P	113.4	8.8	<i>DMNO, 0.8</i>	<i>ILSO, 15.7</i>	<i>PASE, 12.7</i>			
FS InVISION	FS 64SX1 RIB	STX,B	113.4	8.0	ILEC, 8.5	ILSO, 3.3	ILWC, 9.0			
Seed Consultants	SCS 1139AM	AM,B	112.1	8.0	DMNO, 13.6	PASE, -0.4				
Wyffels	W7696RIB	VT2P,B	112.9	7.8	<i>ILEC, 12.0</i>	ILNO, 7.0	ILSO, 3.7	<i>ILWC, 14.9</i>	<i>INCE, 4.1</i>	
Great Heart	HT-7302VT2PRIB	VT2P,B	113.2	7.5	DMNO, 13.9	ILEC, 6.9	ILSO, 8.2	ILWC, 1.0		
Dekalb	DKC64-34RIB	STX,B	113.3	7.4	<i>ILEC, 3.8</i>	ILSO, 8.5	<i>ILWC, 10.8</i>			
Stone	6362RIB	VT2P,B	114.0	7.2	<i>ILSO, 7.2</i>					
LG Seeds	LG5663VT2RIB	VT2P,B	114.2	6.9	ILSO, 4.8	INSO, 9.4				
FS InVISION	FS 67SV1 RIB	VT2P,B	115.3	6.9	ILSO, 0.2	INSO, 14.8				
Dekalb	DKC64-87RIB	STX,B	112.6	6.4	<i>DMNO, 9.3</i>	<i>ILEC, 5.9</i>	<i>ILSO, 9.4</i>	ILWC, 5.3	INCE, 1.0	
Stone	6628RIB	STX,B	114.4	5.9	ILEC, 0.9	ILWC, 10.8				
FS InVISION	FS 63ZX1 RIB	STX,B	112.7	5.7	ILEC, 0.9	ILNO, 9.9	ILSO, 7.9	ILWC, 4.6	INCE, 13.3	
Dyna-Gro	D54VC52	VT2P	113.5	5.7	DMNO, 9.5	<i>ILSO, 4.1</i>	ILWC, 12.2	INCE, 2.8	PASE, 0.2	
Golden Harvest	G13Z50-3110	3110	112.3	5.5	ILEC, 5.8	ILNO, 3.2	ILWC, -0.3	INCE, 9.9	INSO, 8.9	
LG Seeds	LG5643VT2RIB	VT2P,B	112.8	5.4	ILEC, 1.8	ILSO, 6.6	ILWC, -1.7	INCE, 10.5	INSO, 4.1	
ProHarvest	8324VT2PRIB	VT2P,B	111.9	5.0	ILEC, 3.2	ILNO, 5.4	ILWC, 6.5			
Channel	213-19STXRIB	STX,B	112.2	4.9	<i>INCE, 4.7</i>	INNO, 5.2				
Dairyland	DS-7513	PC	112.8	4.9	<i>ILEC, -0.2</i>	<i>ILNO, 3.1</i>	ILSO, 23.3	<i>INCE, 7.1</i>		
FS InVISION	FS 64SV1 RIB	VT2P,B	112.9	4.8	ILSO, 6.3	INCE, 8.0	INSO, -3.8	OHWC, 7.9		
Wyffels	W7888RIB	STX,B	112.9	4.3	ILEC, 6.1	<i>ILNO, 7.6</i>	ILSO, -0.4	ILWC, 4.4	INCE, 3.1	
Dekalb	DKC63-21RIB	STX,B	111.6	4.1	<i>ILNO, 4.4</i>	OHWC, 3.6				
NK Brand	NK1354-3110	3110	112.3	4.1	ILEC, -0.1	INCE, 8.1	INSO, 9.0	OHWC, -0.5		
Becks	6368V2P	VT2P,B	112.3	4.1	INCE, 9.6	OHWC, -2.5				
NuTech/G2 Gen	5FN-2213	OI	112.5	3.7	ILEC, 0.3	ILNO, 9.3	ILSO, 4.5	ILWC, -0.5	INCE, 4.2	

Need an electronic Yield Guide version?
 Download directly from our
 archive of national summaries at
www.firstseedtests.com.



Specialty Hybrids
 306 N. Main St., Monticello, IN 47960
 (800) 545-8611
www.specialtyhybrids.com



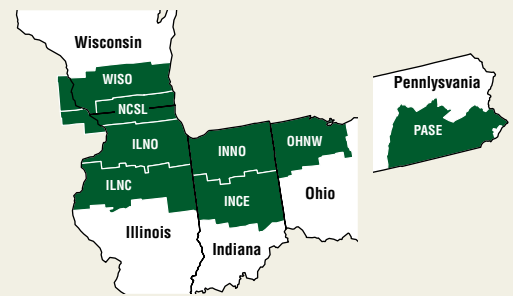
Stone Seed Group
 5965 W. State Rd. 97, Pleasant Plains, IL 62677
 (217) 546-8006
www.stoneseed.com

EAST SOYBEAN

1.8-2.7 GROUP RM

REGIONS **ILNC, ILNO, INCE, INNO, NCSL, OHNW, PASE, WISO**

- ▶ **215** products tested 2016-2018
- ▶ **71** qualified (2 test regions min. by 2+ 2018 regions or 1+ 2018 region(s) & 2017 &/or 2016 regions)
- ▶ **41** products with zero or higher yield advantage



Product information				2016-2018 Yield Summary						
Company	Product	Technology	Maturity	Protein Adv.	Oil Adv.	Yield Adv.	Yield Advantage by Region			
							Bold = 3-year average <i>Italic</i> = 2-year average Non-italic = 2018 only			
Latham	L1858R2	RR2Y	1.8	-0.5	0.0	3.5	WISO, 3.5			
Seed Consultants	SC 8279X	RRX	2.7	-0.4	0.3	2.7	INNO, 2.3 PASE, 4.4			
LG Seeds	LGS2444RX	RRX	2.4	-0.1	-0.4	2.6	ILNO, 0.0 NCSL, 3.2 WISO, 4.7			
NK Brand	S27-M8X	RRX	2.7	-0.3	0.4	2.6	ILNC, -0.3 <i>ILNO, 4.0</i> NCSL, 2.8			
Renk	RS248NX	RRX	2.4	0.1	0.4	2.6	<i>ILNO, 3.1</i> NCSL, 1.8 WISO, 2.8			
Hefty	H24X8	RRX	2.4	0.2	0.4	2.5	<i>ILNO, 2.9</i> NCSL, 2.7 WISO, 1.7			
FS HiSoy	HS 24X80	RRX	2.4	0.1	-0.4	2.4	ILNO, -0.7 INNO, 4.9 NCSL, 3.2 WISO, 2.2			
Stine	24RH62	RR2Y	2.4	0.0	0.7	2.3	ILNO, 1.9 NCSL, 2.9 WISO, 2.5			
Latham	L2482R2	RR2Y	2.4	-0.3	0.7	2.3	<i>NCSL, 1.3</i> WISO, 2.9			
Stine	19RF32	RR2Y	1.9	-0.8	0.1	2.3	WISO, 2.3			
Golden Harvest	GH2788X	RRX	2.7	-0.3	0.4	2.1	<i>ILNC, 1.2</i> <i>ILNO, 3.1</i> <i>INNO, 0.6</i> <i>NCSL, 3.7</i> OHNW, 0.8			
Asgrow	AG23X8	RRX	2.3	0.9	-0.6	2.1	NCSL, 2.7 <i>WISO, 1.8</i>			
Latham	L2549R2X	RRX	2.5	0.4	-0.8	2.0	NCSL, 0.7 WISO, 3.3			
Cornelius	CB24R82	RR2Y	2.4	-0.1	0.8	1.9	ILNO, 1.6 NCSL, 2.9 WISO, 1.2			
Cornelius	CB24X64	RRX	2.4	-0.1	0.7	1.9	<i>ILNO, 1.9</i>			
Latham	L2228R2	RR2Y	2.2	-0.8	0.3	1.8	NCSL, 2.3 <i>WISO, 1.1</i>			
Dairyland	DSR-1950/R2Y	RR2Y	1.9	-0.6	0.1	1.8	<i>WISO, 1.8</i>			
Dairyland	DSR-2330/R2Y	RR2Y	2.3	-0.2	0.6	1.8	NCSL, 1.9 WISO, 1.6			
AgriGold	G1850RX	RRX	1.8	0.4	0.1	1.6	<i>WISO, 1.6</i>			
Hefty	H21X9	RRX	2.1	0.6	-0.2	1.4	NCSL, 0.9 WISO, 1.9			
Cornelius	CB27X81	RRX	2.7	0.0	-0.6	1.4	<i>ILNO, 0.2</i> NCSL, 2.7			
Golden Harvest	GH1915X	RRX	1.9	-1.1	0.7	1.4	NCSL, -1.2 <i>WISO, 2.6</i>			
AgriGold	G2405RX	RRX	2.4	0.3	0.0	1.3	<i>WISO, 1.3</i>			
Hefty	H22X8	RRX	2.2	-0.7	1.0	1.3	NCSL, 2.2 WISO, 0.4			
Asgrow	AG21X8	RRX	2.1	1.4	-1.3	1.3	<i>WISO, 1.3</i>			
Renk	RS219NX	RRX	2.1	0.5	0.0	1.2	NCSL, -1.3 WISO, 3.8			
Pfister	24R201	RR2Y	2.4	-0.2	0.8	1.2	<i>ILNO, 3.2</i> INNO, -3.6 NCSL, 1.3 WISO, 2.0			
Asgrow	AG21X7	RRX	2.1	-1.1	-0.3	1.1	<i>WISO, 1.1</i>			
Golden Harvest	GH2230X	RRX	2.2	-0.2	0.5	1.1	<i>NCSL, 2.0</i> <i>WISO, 0.2</i>			
Latham	L2084R2	RR2Y	2.0	0.2	0.2	1.0	WISO, 1.0			
Asgrow	AG26X8	RRX	2.6	-0.2	0.1	0.8	ILNO, 2.0 INNO, -0.3 NCSL, 0.8			
Dairyland	DSR-2110/R2Y	RR2Y	2.1	0.4	-0.8	0.7	NCSL, 2.7 WISO, 0.1			
Stine	21RI32	RR2Y	2.1	-0.8	0.4	0.7	NCSL, 0.9 WISO, 0.4			
NK Brand	S25-B6X	RRX	2.5	0.1	-0.2	0.6	<i>WISO, 0.6</i>			



Sun Prairie Seeds

1676 County Rd. 2200 E., St. Joseph, IL 61873
(217) 469-2351
www.sunprairieseeds.com



Taylor Seed Farms, Inc.

2467 Hwy. 7, White Cloud, KS 66094
(800) 742-7473
www.taylorseedfarms.com



Thunder Seed, Inc.

814 Center Ave. W, Dilworth, MN 56529
(888) 684-8633
www.thunderseeds.com



Titan Pro SGI, Inc.

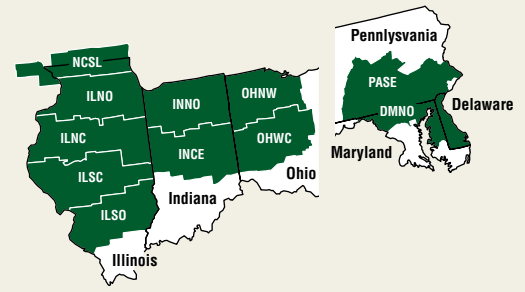
1301 S. 24th St., Clear Lake, IA 50428
(641) 357-7283
www.titanprosci.com

EAST SOYBEAN

2.8–3.5 GROUP RM

REGIONS **DMNO, ILNC, ILNO, ILSC, ILSO, INCE, INNO, NCSL, OHNW, OHWC, PASE**

- ▶ **260** products tested 2016–2018
- ▶ **85** qualified (2 test regions min. by 2+ 2018 regions or 1+ 2018 region(s) & 2017 &/or 2016 regions)
- ▶ **43** with zero or higher yield advantage



Product information				2016–2018 Yield Summary						
Company	Product	Technology	Maturity	Protein Adv.	Oil Adv.	Yield Adv.	Yield Advantage by Region			
							Bold = 3-year average <i>Italic</i> = 2-year average Non-italic = 2018 only			
Doebblers	RPM 30R8	RR	3.0			4.3	<i>PASE, 4.3</i>			
LG Seeds	C3550RX	RRX	3.5	0.0	0.3	4.3	ILNC, 4.6	ILSC, 3.5		
NK Brand	S35-K9X	RRX	3.5	-1.2	0.4	3.7	<i>ILNC, 5.1</i>	<i>ILSC, 3.6</i>	ILSO, 1.9	<i>INCE, 2.9</i>
							OHWC, 9.5	<i>PASE, 1.1</i>		
Golden Harvest	GH3546X	RRX	3.5	-1.2	0.4	3.1	<i>ILNC, 2.7</i>	<i>ILSC, 4.4</i>	<i>INCE, 2.3</i>	OHWC, 2.7
FS HiSoy	HS 29X80	RRX,ST	2.9	0.5	-0.7	3.0	ILNO, 1.5	NCSL, 4.6		
Lewis	3572X	RRX	3.5	0.3	0.5	2.8	<i>ILSC, 2.8</i>			
Renk	RS357NX	RRX	3.5	-0.1	0.3	2.6	ILNC, 2.6			
Latham	L2887R2X	RRX	2.8	0.1	-0.9	2.6	<i>NCSL, 2.6</i>			
Pioneer	P29A25X	RRX	2.9	0.3	0.6	2.5	ILNC, 2.8	ILNO, 2.2		
Hefty	H34X7	RRX	3.4	-0.1	0.4	2.3	ILNC, 2.4	ILSC, 2.1		
Titan Pro	TP 28X47	RRX	2.8	0.4	-0.8	2.3	ILNO, 2.5	NCSL, 2.1		
Ebberts	319R2X	RRX	3.1	0.2	-0.4	2.3	INNO, -0.4	OHNW, 7.6		
Cornelius	CB28R58	RR2Y	2.8	0.1	0.4	2.2	<i>ILNO, 2.3</i>	<i>NCSL, 2.1</i>		
Hefty	H28X8	RRX	2.8	-0.1	-0.4	2.1	<i>ILNC, 2.0</i>	<i>ILNO, 0.4</i>	NCSL, 6.0	
Dyna-Gro	S28XT58	RRX	2.8	-0.2	-0.5	2.1	<i>ILNO, 0.5</i>	INNO, 4.6	<i>NCSL, 2.4</i>	
Dyna-Gro	S31XT59	RRX	3.1	-0.6	0.6	2.0	ILNO, 2.1	INNO, 1.9		
LG Seeds	C2888RX	RRX	2.8	0.0	-0.5	2.0	ILNC, 2.2	<i>ILNO, 2.7</i>	INNO, 0.6	<i>NCSL, 2.3</i>
							OHNW, -0.2			
FS HiSoy	HS 28X70	RRX	2.8	0.0	-0.5	2.0	ILNC, 2.2	<i>ILNO, 0.6</i>	<i>INCE, 1.5</i>	<i>INNO, 2.8</i>
							<i>NCSL, 1.8</i>	OHNW, 5.8		
Golden Harvest	GH3475X	RRX	3.4	0.3	0.2	1.8	ILNC, 1.1	ILSC, 2.4	INCE, 0.7	INNO, 2.3
							OHNW, -1.1	OHWC, 4.9		
Credenz	CZ3548LL	LL	3.5			1.8	<i>PASE, 1.8</i>			
NK Brand	S30-M9X	RRX	3.0	-0.6	0.7	1.7	ILNC, 1.6	ILNO, 0.2	INNO, 2.9	OHNW, 2.4
Hefty	H29X8	RRX	2.9	0.5	-0.6	1.6	ILNC, -0.2	ILNO, 3.2	NCSL, 2.0	
Seed Consultants	SC 9339R	RR	3.3	-1.1	0.9	1.6	INCE, -0.1		INNO, 3.4	
NK Brand	S33-D7X	RRX	3.3	-1.0	0.6	1.5	ILNC, 1.2	ILNO, -1.4	ILSC, 4.7	INCE, 3.5
							INNO, 0.5	OHNW, 0.6	OHWC, 0.7	
Golden Harvest	GH3324X	RRX	3.3	-0.3	0.1	1.5	<i>ILNC, 2.1</i>	<i>ILNO, 1.7</i>	ILSC, 3.9	<i>INCE, 1.8</i>
							<i>INNO, -1.0</i>	OHNW, 2.2	OHWC, 1.2	
Cornelius	CB29X90	RRX	2.9	0.5	-0.6	1.4	ILNO, 2.2	NCSL, 0.7		
Renk	RS309NSX	RRX,ST	3.0	0.3	-0.3	1.4	ILNC, 1.5	ILNO, 1.4		
Channel	2918R2X	RRX	2.9	0.3	-0.5	1.4	INCE, -0.2		INNO, 2.9	
Asgrow	AG34X6	RRX	3.4	-0.3	0.1	1.2	ILNC, -0.4	ILSC, 2.5	<i>INNO, 1.2</i>	OHNW, 2.1



United Soybean Board

16305 Swingley Ridge Rd., Ste. 150, Chesterfield, MO 63017
(800) 989-8721
www.unitedsoybean.org



Albert Lea Seed House, Inc.

PO Box 127, Albert Lea, MN 56007
(800) 352-5247
www.alseed.com

Interested in joining as a Field Manager?
Contact our General Manager, Joe Bruce,
about current opportunities.

EAST SOYBEAN

3.6-4.6 GROUP RM

REGIONS **DMNO, ILNC, ILSC, ILSO, INCE, OHWC, PASE**

- ▶ **226** products tested 2016-2018
- ▶ **72** qualified (2 test regions min. by 2+ 2018 regions or 1+ 2018 region(s) & 2017 &/or 2016 regions)
- ▶ **51** products with zero or higher yield advantage



Product information				2016-2018 Yield Summary						
Company	Product	Technology	Maturity	Protein Adv.	Oil Adv.	Yield Adv.	Yield Advantage by Region			
							<i>Bold</i> = 3-year average	<i>Italic</i> = 2-year average	Non-italic = 2018 only	
Partners Brand	PB3718RR2X	RRX	3.7	0.4	-0.2	6.2	INCE, 4.6	OHWC, 8.2		
Credenz	CZ3601LL	LL	3.6	-0.5	0.6	5.4	DMNO, 4.2	PASE, 9.1		
Mid-Atlantic	MAS3718RR2/X	RRX	3.7	0.0	0.1	5.4	DMNO, 4.2	PASE, 9.0		
Hubner	H43-27R2X	RRX,ST	4.3	0.1	-0.9	5.4	<i>DMNO, 5.4</i>			
LG Seeds	LGS3777RX	RRX	3.7	0.2	-0.1	3.7	ILNC, 3.2	ILSC, 5.3	ILSO, 4.1	INCE, 2.4
FS HiSoy	HS 38X70	RRX,ST	3.8	0.3	0.0	3.4	<i>ILNC, 2.6</i>	<i>ILSC, 2.1</i>	<i>ILSO, 3.6</i>	<i>INCE, 2.5</i>
Asgrow	AG38X8	RRX	3.8	-0.2	-0.1	3.1	DMNO, -2.1	ILNC, 0.5	<i>INCE, 0.5</i>	OHWC, 12.7
Dyna-Gro	S37XS89	RRX,ST	3.7	0.6	-0.3	3.0	ILSC, 3.0	INCE, 3.0		
Ebberts	388R2X	RRX	3.8	0.2	-0.1	3.0	<i>INCE, 2.4</i>	OHWC, 4.4		
Credenz	CZ3841LL	LL	3.8	-0.1	0.3	2.9	<i>DMNO, 2.0</i>	<i>PASE, 4.2</i>		
Hefty	H37X8S	RRX,ST	3.7	0.2	-0.1	2.9	<i>ILNC, 2.1</i>	ILSC, 4.3		
Dyna-Gro	S43XS27	RRX,ST	4.3	0.0	-0.6	2.6	ILSO, 2.6			
Lewis	3682X	RRX	3.6	0.3	0.5	2.3	<i>ILSC, 2.3</i>			
Great Heart	GT-4231XS	RRX,ST	4.2	-0.1	-0.1	2.3	<i>DMNO, 2.1</i>	<i>ILSO, 2.5</i>		
Credenz	CZ4222LL	LL	4.2	-0.3	0.0	2.3	<i>DMNO, 2.3</i>			
Golden Harvest	GH4307X	RRX	4.3	-1.5	0.8	2.3	<i>ILSC, 2.1</i>	<i>ILSO, 2.5</i>		
Seed Consultants	SC 8379X	RRX	3.7	1.8	-0.5	2.3	DMNO, -2.1	INCE, 5.1	PASE, 4.0	
Mid-Atlantic	MAS4355NRR2/STS	RR2Y,ST	4.3	-0.2	0.3	2.3	DMNO, 2.3			
NK Brand	S43-V3X	RRX	4.3	-1.4	0.7	2.2	DMNO, 2.1	<i>ILSO, 2.3</i>		
NK Brand	S42-B9XS	RRX,ST	4.2	-0.8	0.3	2.2	DMNO, 3.5	ILSO, 1.2		
Great Heart	GT-3711XS	RRX,ST	3.7	0.3	0.0	1.9	DMNO, -2.3	<i>ILNC, 4.1</i>	ILSO, 2.3	
Stone	2RX3628	RRX	3.6	0.3	0.3	1.8	<i>ILNC, 0.9</i>	<i>ILSC, 2.6</i>		
Stone	2RX4438	RRX	4.4	-0.2	0.4	1.8	<i>ILSO, 1.8</i>			
Golden Harvest	GH4240XS	RRX,ST	4.2	-0.5	0.4	1.7	ILSC, 1.1	ILSO, 2.4		
Pioneer	P42A52X	RRX	4.2	-0.9	0.0	1.6	DMNO, 4.8	ILSO, -0.8		
Seed Consultants	SCS 9385RR	RR	3.8	-0.9	0.8	1.4	ILSO, 1.7	<i>INCE, 1.3</i>		
LG Seeds	C3775RX	RRX	3.7	-0.6	0.8	1.3	<i>ILNC, 2.0</i>	ILSC, -2.8	INCE, 5.2	
FS HiSoy	HS 39X70	RRX	3.9	0.2	-0.5	1.3	<i>ILSC, -0.4</i>	<i>ILSO, 2.6</i>	OHWC, 2.2	
Dyna-Gro	S41XS98	RRX,ST	4.1	0.2	-0.4	1.2	<i>ILSC, 2.5</i>	<i>ILSO, -0.2</i>		
Asgrow	AG39X7	RRX,ST	3.9	-0.7	-0.3	1.1	DMNO, 1.2	ILSC, 0.6	<i>ILSO, 1.7</i>	
Ebberts	368R2X	RRX	3.6	-0.4	0.3	1.0	<i>INCE, 1.1</i>	OHWC, 0.6		
Golden Harvest	GH3982X	RRX	3.9	-0.7	0.9	0.9	<i>ILSC, -1.1</i>	<i>ILSO, 1.7</i>	OHWC, 4.2	



Wyckoff Hybrids, Inc.
594 E 400 N, Valparaiso, IN 46383
(219) 462-6716
www.wyckoffhybrids.com



Wyffels Hybrids, Inc.
13344 U.S. Hwy. 6, Geneseo, IL 61254
(800) 369-7833
www.wyffels.com



YIELDirect
603 N. McKinstry Rd., Woodstock, IL 60098
(815) 338-5230
www.yieldirect.com

2019
FIRST Product Entry
Applications Available
January 2, 2019

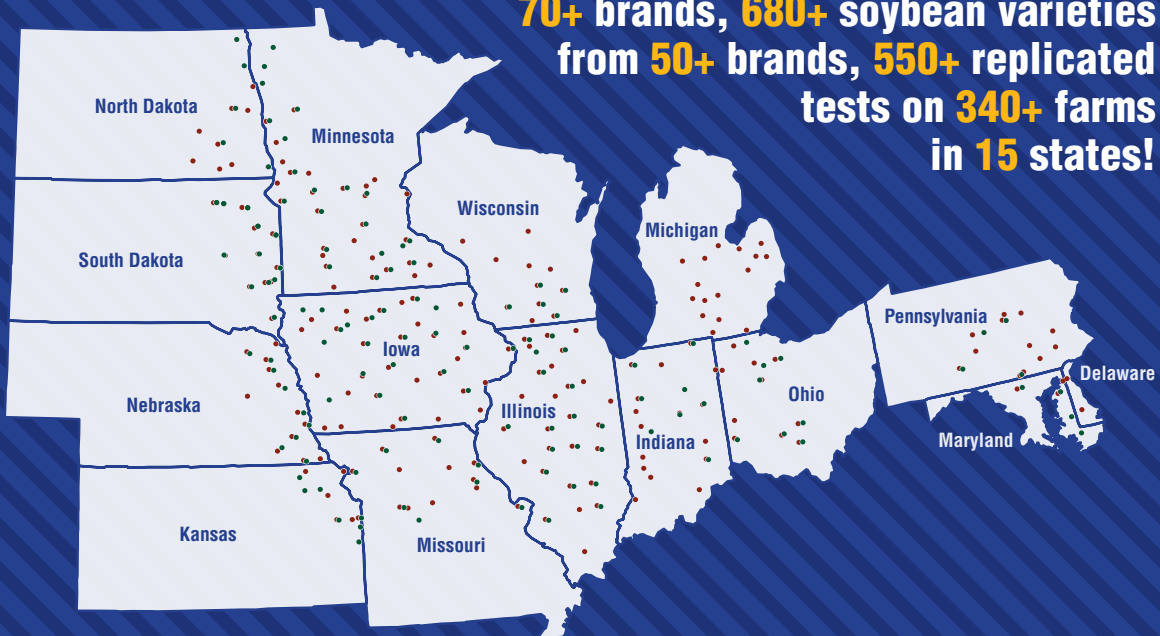
EFG, LLC
P.O. Box 1001
Urbana, IL 61803

PRSRT. STD.
U.S. POSTAGE
PAID
Detroit Lakes, MN
PERMIT NO. 14

first farmers' independent
research of seed
technologies

www.firstseedtests.com

FREE EMAIL
SUBSCRIPTION



CORN
HYBRIDS
TEST
SITES



SOYBEAN
VARIETY
TEST
SITES

**Unbiased,
Accurate Yield
Testing, Every Time**

Reports Loaded! Enter Your Email and Subscribe Today!