

2020 Performance Summary

ILLINOIS, WISCONSIN, & NORTH CENTRAL TRI-STATE



Jason Beyers

FIRST Field Manager
FIRST NCB, Inc.

beyers@frontiernet.net

📍 ILNO, ILSO, NCTS, WISO

📍 ILNO, ILSO, NCSL

October 2020



Nathan Roux

FIRST Field Manager

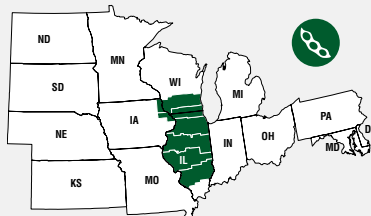
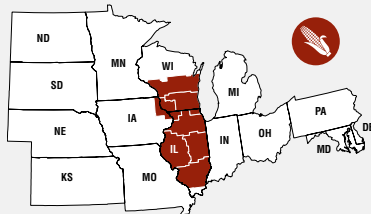
F.I.R.S.T. AMC Inc.

nathan.g.roux@gmail.com

📍 ILEC, ILWC

📍 ILNC, ILSC

October 2020



This year, Northern Illinois had mostly ideal conditions for planting. We started planting plots April 21, and finished both corn and soybean plots on May 11. Any plots that were planted on May 10–11 in this area really struggled to emerge due to heavy rainfalls the two days following.

Southern Illinois planting season this year was difficult at best. We finished corn on June 3 and soybean plots on June 4. Similar to the situation up north, plots that were planted on May 14–15 struggled due to heavy rainfalls the two days after. Flora and Salem corn plots were lost due to almost no emergence across the entire plot area.

We have a good distribution of Xtend, LibertyLink GT27, & Enlist technologies in the soybean plots, which may help us understand where some technologies would be beneficial. During June and July most areas received good consistent rainfalls. Going into pollination and the start of fill most fields saw some tremendous potential. Areas in Northern Illinois received limited rainfall during the month of August, making the crop struggle. Some farmers estimated that the top 10–15% of yields may have been lost. In Northern Illinois there were pockets that were heavily affected by the August 10 Derecho storm causing mainly root lodging in some of the plots. Fortunately, we did not experience much green snap from these heavy winds.

We would like to thank all of our host farmers and seed companies for the time, effort and communication that they provide to help us conduct these trials in a professional and timely fashion. Their support and dedication towards the program have allowed us to supply all farmers and seed companies with a valuable tool when it comes to making good, solid seed selections for next year's crop.

Jason Beyers and Nathan Roux

FIRST Testing Methodology and Procedures

TESTING PROGRAM

Our testing program compares corn and soybean seed product yield and agronomic performance in grower fields across 15 states: Delaware, Illinois, Indiana, Iowa, Kansas, Maryland, Michigan, Minnesota, Missouri, Nebraska, North Dakota, Ohio, Pennsylvania, South Dakota and Wisconsin (Figure 1 & Figure 2).

Testing regions have been established to provide similarity by geography and crop maturity. Seed products within a predefined maturity range (e.g., 106 to 116 RM corn or 0.7 to 1.5 maturity soybeans) are pooled into a single, all-season test or split into early- and full-season tests depending on entry volume. Products are planted at five or six corn test locations or four soybean locations within a region.

This provides more precision in yield measurement and flexibility should a disruptive event (i.e., standing water) require elimination of non-uniform test areas.

FIRST Field Managers package, randomize, and plant seeds into host grower fields using slightly modified commercial planting equipment to facilitate mini strip research. Individual plots (a.k.a. mini-strips) contain four corn rows spaced 30-inches apart, 45 feet in length (Figure 3). Soybean is planted in four rows spaced 30-inches apart or seven 15-inch spaced rows. Soil insecticide is typically applied to corn at planting. Seeding rate is based on standard area practices.

FIRST Managers measure yield from the center two corn rows or all soybean rows using customized commercial self-propelled combines. Grain from each plot is electronically weighed and moisture content measured. Soybean grain is sampled from one replicate per test for protein and oil content analysis.

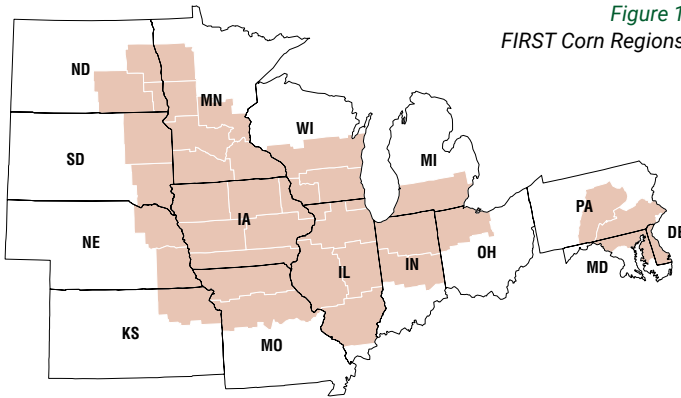


Figure 1
FIRST Corn Regions

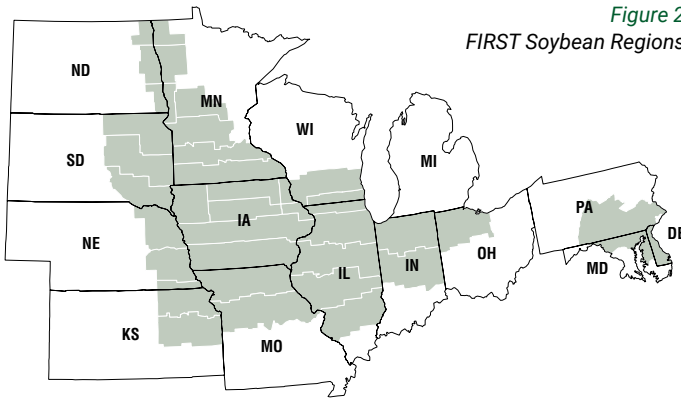


Figure 2
FIRST Soybean Regions

Test locations are selected to represent the geographic diversity within a region. Ideal sites have uniform, well-drained soils where farmer hosts use standard production practices for the area. Typically, all tests at a location are conducted adjacent to each other to minimize yield variance between tests.

Seed companies and/or seed distributors are invited to submit their most promising seed products within specified test maturity limits to desired test regions (See pages 21–24 & 35–37). They provide high-quality seed from commercial lots and fees to enter FIRST tests. The only exceptions are check products (CK after product names, i.e. ×1234 CK), chosen by FIRST Managers to bridge results between early- and full-season tests, and Grower Comparison products (GC after the product name), often provided by host farmers for their knowledge as test space permits.

Products are replicated three times minimum per test and grouped in sub-blocks arranged in replication blocks from front to back and side to

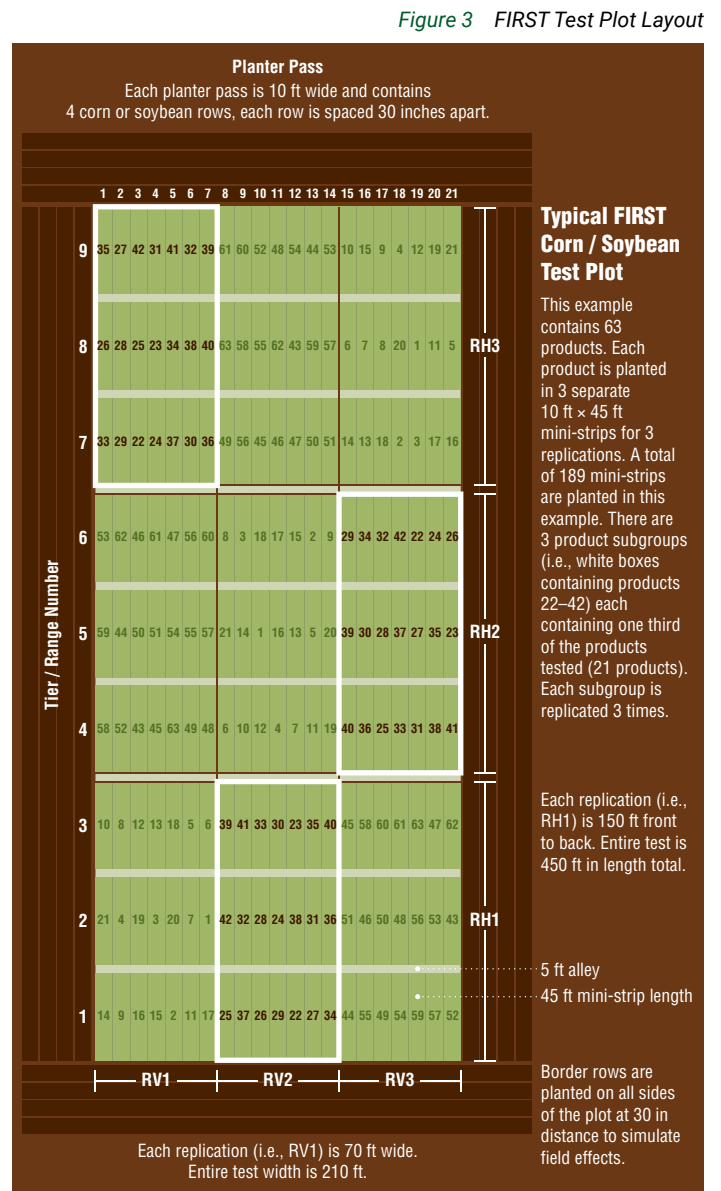


Figure 3
FIRST Test Plot Layout

PERFORMANCE SUMMARIES

FIRST Corn Grain and Soybean Top 30 Harvest Reports are designed to identify high-yielding products at a single location. These reports are posted to www.firstseedtests.com generally within 2 days of harvest and provide product information, yield and agronomic results.

The Corn Grain and Soybean Top 30 Performance Summary reports (Figures 4 & 5) identify products that consistently deliver top performance across a region by averaging product results from all test locations. These corn and soybean regional reports display grain Yield (Bu/A), grain Moisture (%), Lodging (%) and Gross Income (\$/A) as well as Protein (%) and Oil (%) content in soybean only, averaged over all locations, presented alongside individual site yield results. This report is available shortly after the last Harvest Report for a region becomes available at www.firstseedtests.com.

In both reports, products are first ranked by Gross Income (\$/A). The 30 highest ranked Gross Income (\$/A) products are sorted by Yield (Bu/A) for public presentation. Nearly all tests include more than 30 products but only the Top 30 products are reported. The Performance Summary Reports are compiled here for 2020 Illinois, Wisconsin, and North Central Tri-State.

Figure 4 Corn Grain Performance Summary

EARLY-SEASON TEST 93-98 Day CRM Top 30 of 48 tested											Results in BOLD are significantly above test average.				
Company/Brand	Product/Brand	Technology	Relative Maturity	Yield (Bu/A)	Moisture %	Lodging (%)	Gross Income (\$/A)	Gross Income Rank	For Lake	Delford	Plover	Ripon	Tonah		
Dairyland	DS-3550AM	AM	95	219.9	24.1	1	\$759	1	272.2	188.1	148.6	220.6	270.0		
Thunder	6098 VT2P	VT2PB	98	219.5	24.0	1	\$756	2	249.7	224.0	157.1	206.1	260.5		
Rank	RK5106VT2P	VT2PB	95	216.7	23.2	3	\$751	3	251.0	222.9	163.4	203.4	242.9		
Titani Pro	86-96 2P	VT2PB	96	215.1	24.0	1	\$742	4	255.5	213.0	151.1	210.2	245.7		

Figure 5 Soybean Performance Summary

ALL-SEASON TEST MATURITY GROUP 3.3-4.3 Top 30 of 54 tested											Results in BOLD are significantly above test average.				
Company/Brand	Product/Brand	Technology	Maturity	Yield (Bu/A)	Protein (%)	Oil (%)	Moisture (%)	Lodging (%)	Gross Income (\$/A)	Berlin	Forsyth	Tuscola	Vidua		
Dymar-Gro	S37X589	RRX-ST	3.7	65.8	34.7	18.9	12.5	3	\$592	68.8	61.3	64.5	66.5		
Great Heart	G1371X5	RRX-ST	3.7	65.5	34.5	19.1	12.7	3	\$590	67.8	62.7	66.8	64.8		
FS HiSoy	HS 38X70	RRX-ST	3.8	63.3	34.8	18.9	12.4	3	\$570	66.0	61.2	62.0	63.9		
Pioneer	P36A18X	RRX	3.6	63.2	34.4	19.5	12.8	4	\$569	67.0	56.1	62.7	67.1		

PERFORMANCE MEASUREMENTS

- A Yield (Bu/A)** – Harvested grain weight and grain moisture are used to convert yield results to bushels per acre at 15% moisture (base moisture) for corn and 13% moisture for soybean. Grain shrinkage is additionally applied to product yields exceeding the base moisture.
- B Moisture (%)** – A calibrated electronic sensor measures moisture content of harvested grain.
- C Lodging (%)** – Estimated percentage of corn plants leaning more than 45° from vertical or stalks broken below the ear at harvest. Encompasses both stalk and root lodging. Estimated soybean plant leaning (0% = all plants vertical, 100% = all plants flat on the ground).
- D Gross Income (\$/A)** – Harvested crop value in dollars per acre is derived by multiplying crop yield and price per bushel minus drying costs, if any, to reach base moisture. Each Harvest Report and Performance Summary details specific crop price and drying costs.
- E Gross Income Rank** – Gross Income values are sorted from high to low then numbered consecutively (1, 2, 3...) from highest to lowest value. Ties are broken based on higher yield, lower lodging and lower moisture values.
- F Oil (%)** – Soybean oil content at 13% grain moisture determined by near infrared reflectance spectroscopy (NIR).
- G Protein (%)** – Soybean protein content at 13% grain moisture determined by NIR.

For more yield results visit www.firstseedtests.com
FIRST does not make product endorsements.

STATISTICS REPORTED

Least Significant Difference (LSD) is provided on all replicated results to facilitate valid product comparisons. Statistically, the LSD value is the minimum difference needed between two products to declare that one product is greater than another. FIRST calculates LSD at the 10% level ($p = 0.10$). Product yield differences equal or greater than the LSD (0.10) value would have been greater one versus the other nine times out of 10 (90% probability). Typically, low LSD values indicate high-quality test results. However, keep in mind that LSD values increase as: test yield level increases, p values decrease [i.e. LSD (0.05) value > LSD (0.10) value > LSD (0.25) value] and as data variability increases. Just because LSD values are higher in some tests vs. others does not mean the results are low quality. Multiple factors have a role in LSD value magnitude.

Coefficient of Variance (CV) measures the average difference between the replications of a test entry, averaged for all the entries in the test, then divided by the average of all observations recorded and expressed as a percentage. Higher values indicate more unexplained variability in proportion to the test average than lower values. Researchers within the seed industry may drop yield data from consideration when CV's are above 15% because the unexplained variance is high or the yield level is low or both. Low yield levels at a test site do not estimate yield potential well, nor are there as many or as great a difference between hybrids and varieties compared to higher yield conditions.

Data Rejected – If a data table has “Data Rejected” stamped across it, we have deemed this data is highly variable and of very poor quality, typically due to weather or uncontrolled factors. Rejection decisions are based on statistical analysis of yield results. Data with very high CV and/or low F-test values (the ratio of variability between entry averages divided by the variability between entry replications) are often rejected.

OTHER INFORMATION

Test Comments – The FIRST manager will provide comments and observations for each test site. This insight on weather patterns, plant health and soil conditions provide context to the data and underscore the challenges and opportunities the test entries were able to overcome or exploit.

Estimated Maturity (corn only) – Product maturity is determined by linear regression comparison of harvest grain moisture and company stated relative maturity (RM). Products with estimated maturity exceeding the test maximum by at least 1 RM are identified in italics. These products may have an unfair yield advantage over peers due to later maturity.

Bold Identified Means – These product means are significantly better than the test average for that measured parameter.

Check Product (CK) – When early- and full-season tests are conducted at a site, an identical check product is planted in both tests. Check yield results allow growers to comparatively view product performance in both early- and full-season tests. No product yield adjustments are made based on check performance.

Grower Comparison (GC) products – These products, identified with a “GC” product name suffix, are often supplied by growers hosting test sites and included when space permits. Grower comparison products allow direct comparison to products in our tests.

United Soybean Board (USB) Products (soybean only) – Products identified with a “S” product name suffix are funded by soybean checkoff dollars. This program strives to gather yield and grain composition results from genetics that otherwise would not be available.

TECHNOLOGY CODE LEGEND

Product Suffix Key

CK	Check product found in early- and full- season tests
GC	Grower Comparison product from farmer cooperators or field manager
\$	United Soybean Board sponsored entry

Corn Seed Technology Key

CODE	DESCRIPTION
3000GT	Agrisure® 3000GT (CB,RW,LL,GT)
3010	Agrisure® 3010 (GT,CB,LL), formerly GT/CB/LL
3011	Agrisure® 3011 (CB,RW,LL,GT)
3110	Agrisure® Viptera® 3110 (Vip, CB,LL,GT)
3111	Agrisure® Viptera® 3111 (Vip,CB,RW,LL,GT)
3120	Agrisure® 3120 (CB,HX,LL,GT)
3122	Agrisure® 3122 (CB,HXX,RW,LL,GT)
3220	Agrisure® Viptera® 3220 (Vip,CB,HX,LL,GT)
3330	Agrisure® Viptera® 3330 (Vip,CB,LL,GT)
5122	Agrisure® Duracade® 5122 (CB,HX,RW,RW2,LL,GT)
5222	Agrisure® Duracade® 5222 (Vip,CB,HX,RW,RW2,LL,GT)
A	Agrisure® Artesian®
AM	Optimum® AcreMax® (YGCB,HX,LL,RR2)
AM1	Optimum® AcreMax®1 (HXT,LL,RR2)
AML	Optimum® AcreMax® Leptra® (Vip,YGCB,HX,LL,RR2)
AMRW	Optimum® AcreMax® Rootworm (HX,RW,LL,RR2)
AMT	Optimum® AcreMax®TRIssect (HX,RW,LL,RR2)
AMX	Optimum® AcreMax® Xtra (YGCB,HXT,LL,RR2)
AMXT	Optimum® AcreMax® Xtreme (YGCB,HXT,RW,LL,RR2)
AQ	Optimum® AQUAmax®
B	Blend - RIB or EZ refuge
CB	Agrisure® Corn Borer
CB/LL	Agrisure® CB/LL
CB/LL/RW	Agrisure® CB/LL/RW
DG	Genuity® DroughtGard®
E	Enlist™ (2,4-D, glyphosate, fop tolerance)
GT	Agrisure® GT
HX	Herculex® 1, contains LL
HX,RR2	Herculex® 1, Roundup Ready 2 Corn
HXRW	Herculex® Rootworm, contains LL
HXT	Herculex® Xtra (HX,HXRW,LL)
HXT,RR2	Herculex® Xtra, Roundup Ready 2 Corn
LL	LibertyLink®
CONV	conventional corn
OI	Optimum® Intrasect®, YHR (YGCB,HX,LL,RR2)
OIX	Optimum® Intrasect® Xtra, YXR (YGCB,HXT,LL,RR2)
OIXT	Optimum® Intrasect® Xtreme, CYXR (YGCB,HXT,RW,LL,RR2)
OL	Optimum® Leptra® VYHR (Vip,YGCB,HX,LL,RR2)
OT	Optimum® TRIssect® CHR (HX,RW,LL,RR2)
PC	PowerCore™ (HX,VT2P)
QR	Qrome™
RR2	Roundup Ready® 2 Corn
RW	Agrisure® Rootworm
STX	SmartStax® (VT3PHXX)
TRE	Genuity® Trecepta™
VT2P	Genuity® VT Double PRO®
VT3	YieldGard VT Triple®
VT3P	Genuity® VT Triple PRO®
YGCB	YieldGard® Corn Borer

Corn Seed Treatment Key

ABBREVIATION	DESCRIPTION
na	not available
AC	Acceleron®, unspecified
AC250,In	Acceleron® 250, Intego
AC250	Acceleron® 250
AC,P1	Acceleron® 1250
AC,P2	Acceleron® Poncho 250
PC,P2,B360	Acceleron® Poncho 250 with B-360 SAT
AC,P2,MAG	Acceleron® 250, Federal ArmourGuard
AC,P2,St,SU	Acceleron® 250, Stamina, StepUp
AC,P2V	Acceleron® Poncho 250/Votivo
AC,P5	Acceleron® Poncho 500
AC,P5,B360	Acceleron® Poncho 500 with B-360 SAT
AC,P5,St,SU	Acceleron® Poncho 500, Stamina, StepUp
AC,P5V	Acceleron® Poncho 500/Votivo
AC,P5V,B-300	Acceleron® Poncho 500/Votivo with B-300 SAT
AC,P5V,B360	Acceleron® Poncho 500/Votivo with B-360 SAT
AC,P5V,EDC-B	Acceleron® Basic Poncho 500/Votivo with Enhanced Disease Control
AC,P5V,EDC-EL	Acceleron® Elite Poncho 500/Votivo with Enhanced Disease Control
AC,P5V,St,SU	Acceleron® Poncho 500/Votivo, Stamina, StepUp
ACi	ACi Acceleron® Standard Insecticide-Fungicide
ACb	Acceleron® B-300 SAT
AVC	Avicta® Complete Corn
AVC,C1	Avicta® Complete 1250
AVC,C2	Avicta® Complete 250
AVC,C2,St,SU	Avicta® Complete 250, Stamina, StepUp
AVC,C2,Vi	Avicta® Complete 250, Vibrance®
AVC,C2,Vi,St,SU	Avicta® Complete 250, Vibrance®, Stamina, StepUp
AVC,C5	Avicta® Complete 500
AVC,C5,Vi	Avicta® Complete 500, Vibrance®
BPS	Burrus PowerShield
C2	Cruiser® 250
CM,C1	CruiserMaxx® 1250
CM,C2	CruiserMaxx® 250

CM,C2,Sb	CruiserMaxx® 250, SabrEx Inoculant
CM,C2,St,SU	CruiserMaxx® 250, Stamina, StepUp
CM,C2,Vi	CruiserMaxx® 250 with Vibrance®
CM,C5	CruiserMaxx® 500
CM,C5,Vi	CruiserMaxx® 500 with Vibrance®
CM,MQ,C2	CruiserMaxx® Cruiser® 250, Maxim® Quattro
HC	Hefty Complete
Lum	LumiGEN™
Lum,P1V	LumiGEN Poncho 1250/Votivo
Lum,P5V	LumiGEN Poncho 500/Votivo
MQ	Maxim® Quattro
MQ,P1V	Maxim® Quattro, Poncho 1250/Votivo
MSC	Miller Hybrids ShieldCoat™, Vertex
P1	Poncho 1250
P1V	Poncho 1250/Votivo
P1V,Lu	Poncho 1250/Votivo, Lumisena™
P5	Poncho 500
P5V	Poncho 500/Votivo
SU,St	StepUpZn, Stamina
ZN	Winfield United Advanced Coating® Zn

Soybean Seed Technology Key

CODE	DESCRIPTION
E	Enlist (2,4-D, glyphosate)
E3	Enlist E3™ (2,4-D, glyphosate, LL)
G27	GT27 (glyphosate, isoxaflutole)
LG27	LibertyLink® GT27™
LL	LibertyLink®
LL,ST	LibertyLink®, sulfonyleurea tolerant
None	no trait, conventional
P	Plenish® (glyphosate, high oleic)
RR	glyphosate tolerant (formerly Roundup Ready)
RR,ST	glyphosate and sulfonyleurea tolerant
RR2Y	Roundup Ready 2 Yield®
RR2Y,ST	Roundup Ready 2 Yield®, sulfonyleurea tolerant
RRX	Roundup Ready 2 Xtend®
RRX,ST	Roundup Ready 2 Xtend®, sulfonyleurea tolerant

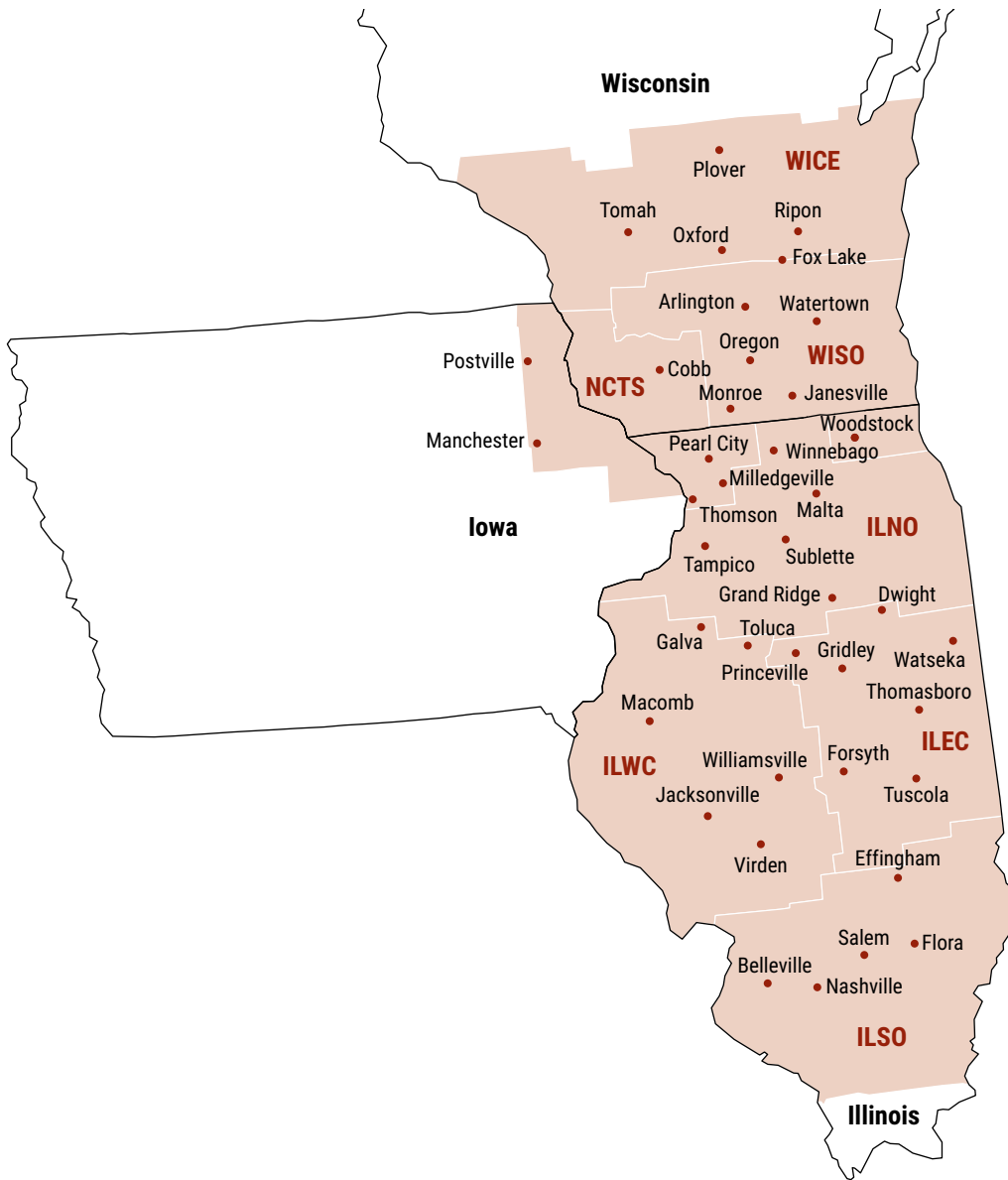
Soybean Seed Treatment Key

ABBREVIATION	DESCRIPTION
na	not available
A2020	Alert 2020 (Partners Brand Seed)
AC	Acceleron®, unspecified
ACi	Acceleron® Standard Insecticide-Fungicide
ACi,IL	Acceleron® Standard Insecticide-Fungicide, ILeVO™
ACi,SA	Acceleron® Standard Insecticide-Fungicide, Saltro
ACi,SA,B-200	Acceleron® Standard fungicide + insecticide, Saltro, Acceleron® B-200 SAT (Dry Seed Finisher)
AM	ApronMaxx®
ASf,IL	AgriShield F+1, ILeVO™, inoculant
BPS-SDS	Burrus PowerShield® SDS
CMB,EX	CruiserMaxx Beans®, Excalibre-SA™
CMBV	CruiserMaxx® Beans, Vibrance®
CMBV,SA	Cruisermaxx®, Vibrance®, Saltro
DST	Dominance 2 ST
EQV,SA	Equity VIP, Saltro
EX	Excalibre-SA™ (ABM)
EcTC	Eclipse US Total Coverage Trio IM, N-Force
EcTC,SA	Eclipse US Total Coverage Trio IM, N-Force, Saltro
IS,Ri	Intego Suite, Rizolex
Lum	LumiGEN™
Lum,IL	LumiGEN™ plus ILeVO™
Lum,Lu	LumiGEN, Lumisena™
Lum,Lu,IL	LumiGEN, Lumisena™, ILeVO™
PG+	Profit Guard +
PS	MAS Pro-Shield
PV,IL	Poncho®/Votivo®, ILeVO™
PV,IL,OB	Poncho®/Votivo®, ILeVO™, Obvius Plus
RP	Radius Premium (Local Seed Co)
SA	Saltro®
SA,A,R,G	Saltro®, Allegiance FL, Redigo 480, Gaucho 600
SS	SoyShield
SS+	SoyShield Plus
Treated	Treated, unspecified
Untreated	No seed treatment
VfI,SA	Virile Fungicide+Insecticide, Saltro® (BCS Consulting)
ViM,NO	Vibrance Maxx, Nodulator Pro
W	Warden® CX
YPP	YP Pro™, QuickRoots
YPP,T	YP Pro™, Trilex®

Soybean Cyst Nematode (SCN) Resistance Rating

CODE	SOYBEAN CYST NEMATODE DESCRIPTION
NA	information is not available
S	susceptible
MR	moderate resistance
R	resistant

CORN REGIONS: WICE, NCTS, WISO, ILNO, ILWC, ILEC, ILSO



Site Description: **WICE** (See corn results table on page 7)

Site	FIRST Farmers	Soil Texture	Tillage	Previous Crop	Total Nitrogen (lbs)	Date Planted	Date Harvested	Average		Yield History	
								Stand × 1,000	Yield	Bu/A	Years
Fox Lake	Kirk Warmka	silt loam	minimum	peas	238	5-May	30-Oct	33.4	250.3	218.8	8
Oxford	Jim Bays	sand	minimum	peas	236	4-May	29-Oct	33.9	233.4	194.8	7
Plover	Matt Hintz	sandy loam	minimum	corn	170	4-May	30-Oct	33.6	157.4	171.0	8
Ripon	Ron Goeden	silt loam	conventional	corn	211	6-May	2-Nov	32.9	211.6	197.3	1
Tomah	Nathan Bell	silt loam	strip till	soybeans	175	1-May	28-Oct	33.4	234.7	212.8	8
								WICE	191.2	8	

Site Description: **NCTS** (See corn results table on page 8)

Site	FIRST Farmers	Soil Texture	Tillage	Previous Crop	Total Nitrogen (lbs)	Date Planted	Date Harvested	Average		Yield History	
								Stand × 1,000	Yield	Bu/A	Years
Cobb, WI	Bill Spurley	silt loam	no-till	soybeans	214	1-May	27-Oct	34.2	251.8	214.5	2
Manchester, IA	John Crock	loam	conventional	corn	200	30-Apr	9-Oct	35.1	216.4	199.9	18
Milledgeville, IL	Steve Hollewell	silt loam	minimum	soybeans	196	28-Apr	1-Oct	35.6	250.8	224.0	19
Pearl City, IL	Todd Randecker	silt loam	conventional	corn	253	2-May	19-Oct	35.6	204.7	222.2	5
Postville, IA	Glenn Griffin	silt loam	minimum	soybeans	202	30-Apr	10-Oct	35.9	269.9	215.3	11
Thomson, IL	Dustin Hook	silt loam	strip till	corn	218	28-Apr	13-Oct	36.2	213.6	–	–
								NCTS	207.7	21	

Site Description: WISO (See corn results table on page 9)

Site	FIRST Farmers	Soil Texture	Tillage	Previous Crop	Total Nitrogen (lbs)	Date Planted	Date Harvested	Average		Yield History	
								Stand × 1,000	Yield	Bu/A	Years
Arlington, WI	Sidney Stibbs	silt loam	no-till	oats	236	1-May	28-Oct	33.5	246.5	190.2	19
Janesville, WI	Joshua Tracy	silt loam	minimum	soybeans	180	4-May	21-Oct	34.0	265.8	226.3	9
Monroe, WI	Phil Wellnitz	sandy loam	no-till	soybeans	190	3-May	21-Oct	33.7	245.7	214.8	2
Oregon, WI	Kevin Klahn	silt loam	no-till	soybeans	185	2-May	29-Oct	33.4	242.4	189.0	18
Watertown, WI	Dean Weichmann	silt loam	no-till	soybeans	150	3-May	27-Oct	34.1	257.6	186.9	19
Woodstock, IL	Dan Sass	silt loam	minimum	soybeans	198	4-May	29-Oct	34.0	206.2	200.8	19
								WISO	194.6	21	

Site Description: ILNO (See corn results table on pages 10–11)

Site	FIRST Farmers	Soil Texture	Tillage	Previous Crop	Total Nitrogen (lbs)	Date Planted	Date Harvested	Average		Yield History	
								Stand × 1,000	Yield	Bu/A	Years
Dwight	Lee Bunting	silty clay loam	no-till	soybeans	—	11-May	lost	—	—	—	new site
Grand Ridge	Darren Walter	silt loam	conventional	soybeans	200	21-Apr	24-Sep	36.3	244.4	226.5	19
Malta	Steve Drendel	silt loam	minimum	soybeans	230	22-Apr	29-Oct	35.1	218.9	206.0	18
Sublette	Randy Faber	silt loam	conventional	corn	276	21-Apr	5-Oct	34.6	248.6	228.2	19
Tampico	Todd Wetzell	sandy loam	minimum	soybeans	232	28-Apr	3-Oct	33.2	221.9	208.9	1
Winnebago	Eric Swanson	silt loam	conventional	wheat	233	28-Apr	17-Oct	35.5	248.1	202.1	18
								ILNO	207.4	21	

Site Description: ILWC (See corn results table on page 12)

Site	FIRST Farmers	Soil Texture	Tillage	Previous Crop	Total Nitrogen (lbs)	Date Planted	Date Harvested	Average		Yield History	
								Stand × 1,000	Yield	Bu/A	Years
Galva	Al Johnston	silt loam	strip till	corn	238	23-Apr	16-Oct	34.2	218.7	209.5	15
Jacksonville	Andy & Cody Mason	silt loam	conventional	soybean	225	21-Apr	26-Sep	32.2	249.6	253.8	2
Macomb	Joel Lewis	silt loam	minimum	soybean	179	23-Apr	29-Sep	34.3	264.4	216.6	18
Princeville	Mike & Cole Cunningham	silt loam	minimum	soybean	205	22-Apr	29-Sep	34.1	238.2	226.5	1
Virden	Roger Ladage	silt loam	minimum	soybean	236	21-Apr	26-Sep	34.0	227.5	210.0	18
Williamsville	Bruce & Nick Constant	silt loam	minimum	soybean	186	22-Apr	27-Sep	34.1	255.9	218.5	11
								ILWC	207.2	21	

Site Description: ILEC (See corn results table on page 13)

Site	FIRST Farmers	Soil Texture	Tillage	Previous Crop	Total Nitrogen (lbs)	Date Planted	Date Harvested	Average		Yield History	
								Stand × 1,000	Yield	Bu/A	Years
Forsyth	Jim Cullison	silt loam	minimum	soybean	216	22-Apr	14-Oct	35.2	253.5	200.0	19
Gridley	Jamin Ringer	silt loam	conventional	wheat	150	22-Apr	25-Sep	34.2	219.0	220.5	1
Thomasboro	Joe Burke	silty clay loam	minimum	soybean	242	11-May	31-Oct	33.0	235.3	226.5	5
Toluca	John Tiraboschi	silt loam	minimum	soybean	222	12-May	6-Oct	33.7	261.7	233.0	2
Tuscola	Curt Clapper	sandy clay loam	minimum	soybean	190	21-Apr	25-Sep	34.4	250.3	179.9	19
Watseka	Linden Wessels	silty clay loam	conventional	soybean	193	24-Apr	29-Sep	33.5	251.1	214.7	17
								ILEC	196.6	21	

Site Description: ILSO (See corn results table on page 14)

Site	FIRST Farmers	Soil Texture	Tillage	Previous Crop	Total Nitrogen (lbs)	Date Planted	Date Harvested	Average		Yield History	
								Stand × 1,000	Yield	Bu/A	Years
Belleville	John Barttelbort	silt loam	minimum	soybeans	200	3-Jun	24-Oct	33.9	187.7	194.7	18
Effingham	Klint Tucker	silt loam	conventional	soybeans	227	21-Apr	20-Dec	NR	NR	246.3	2
Flora	Kent Warren	silt loam	minimum	soybeans	—	14-May	lost	—	—	153.0	18
Nashville	Dan Bartling	silt loam	conventional	soybeans	206	3-Jun	22-Oct	33.7	180.2	—	new site
Salem	Tom Beyers	silt loam	minimum	soybeans	—	15-May	lost	—	—	140.3	17
								ILSO	163.3	21	

CORN REGIONAL ANNUAL YIELD AVERAGES FOR 2016–2020

FIRST Region	Average Yield by Year (Bu/A)					Since Inception	
	2020	2019	2018	2017	2016	Bu/A	#Years
WICE	217.5	204.2	216.7	229.5	210.4	191.2	8
NCTS	234.5	243.1	234.6	235.9	233.8	207.7	21
WISO	244.1	231.5	221.8	228.9	224.3	194.6	21
ILNO	236.3	206.3	245.5	247.9	242.2	207.4	21
ILWC	242.4	228.8	260.0	258.5	197.7	207.2	21
ILEC	245.1	214.1	244.3	239.6	205.5	196.6	21
ILSO	184.0	227.9	226.6	189.0	135.2	163.3	21

Corn Results: **WICE** (See site description on page 5)

EARLY-SEASON TEST 93-98 Day CRM | Top 30 of 56 tested

Results in BOLD are significantly above test average.

Company/Brand	Product/Brand	Technology	Relative Maturity	Yield (Bu/A)	Moisture (%)	Lodging (%)	Gross Income (\$/A)	Gross Income Rank	Fox Lake	Oxford	Plover	Ripon	Tomah
DAIRYLAND	DS-3810Q	QR,B	98	230.2	18.3	1	\$784	4	264.6	230.8	165.2	216.1	274.5
FEDERAL	4880 VT2PRIB	VT2PB	98	229.4	16.3	1	\$794	1	261.3	228.1	180.0	245.8	231.8
HEFTY	H4322VT2PRIB	VT2PB	93	229.2	17.0	1	\$788	2	243.5	236.0	201.3	220.9	244.1
DAIRYLAND	DS-3550AM	AM,B	95	227.8	17.4	1	\$781	7	259.3	242.4	179.5	223.0	235.0
JUNG	47DP429	VT2PB	97	227.7	16.9	1	\$782	5	269.1	252.1	146.2	222.6	248.5
NORTHSTAR	NS 98-513 STXRIB	STX,B	98	227.2	16.7	2	\$782	6	250.4	254.9	174.4	213.6	242.6
THUNDER	T6098 VT2P	VT2PB	98	225.5	17.1	1	\$775	8	251.0	232.9	164.4	234.4	244.6
PIONEER	P9608Q GC	QR,B	96	224.3	17.0	1	\$771	10	257.9	230.5	176.7	222.7	234.0
THUNDER	T6996 VT2P	VT2PB	96	223.9	16.7	1	\$772	9	248.3	238.2	153.9	226.0	253.3
HEFTY	H4542VT2P	VT2P	95	223.1	16.1	1	\$771	11	257.8	238.4	155.4	215.3	248.3
LATHAM	LH 4657 VT2P RIB	VT2PB	96	222.6	16.8	1	\$767	12	264.9	236.2	153.5	222.5	236.1
HEFTY	H4612VT2PRIB	VT2PB	96	222.3	16.6	1	\$766	13	252.9	243.9	150.5	235.9	228.0
INTEGRA	4601 VT2P	VT2P	96	222.2	16.8	2	\$765	14	244.1	231.6	152.8	234.1	248.2
JUNG	48DP420	VT2PB	98	221.0	16.3	1	\$763	15	252.4	248.4	147.9	227.1	229.0
FEDERAL	4680 VT2PRIB	VT2PB	96	220.2	15.9	1	\$763	16	263.6	252.5	147.0	210.6	227.4
RENK	RK561DGV2PRIB	VT2PDG,B	95	218.9	16.5	1	\$755	18	253.1	242.5	142.1	223.3	233.4
PIONEER	P9815AM GC	AM,B	98	218.1	18.9	2	\$738	28	237.8	233.3	161.6	207.2	250.7
LATHAM	LH 4517 VT2P RIB	VT2PB	95	218.0	16.0	1	\$756	17	233.8	236.6	153.5	221.2	245.2
LATHAM	LH 4454 VT2P RIB	VT2PB	94	218.0	16.9	1	\$750	20	249.6	237.0	156.0	209.0	238.3
FS INVISION	FS 47TV1 RIB	VT2PB	97	217.7	16.8	1	\$750	21	254.1	241.9	128.5	216.4	247.7
RENK	RK593VT2PRIB	VT2PB	97	217.5	16.6	2	\$749	23	240.3	225.4	153.6	222.6	245.9
CHANNEL	194-49DGV2PRIB	VT2PDG,B	94	216.9	16.2	2	\$750	22	239.7	239.9	167.0	205.4	232.7
HEFTY	H4332VT2PRIB	VT2PB	93	216.9	15.9	1	\$752	19	238.4	222.8	142.5	238.5	242.5
TITAN PRO	86-96 2P	VT2PB	96	216.9	16.7	1	\$747	24	249.8	210.5	152.5	224.8	247.0
DYNA-GRO	D37VC64RIB GC	VT2PB	97	215.2	16.3	1	\$745	26	232.5	242.5	166.3	202.7	232.1
LATHAM	LH 4375 VT2P RIB	VT2PB	93	214.4	15.4	1	\$747	25	270.0	217.4	154.8	197.3	232.8
AUGUSTA	2448-3220 GC	3220	98	214.1	16.9	1	\$737	31	237.0	217.3	172.8	216.4	226.9
THUNDER	T6094 VT2P	VT2PB	94	213.4	15.2	1	\$744	27	230.8	234.5	132.2	208.3	261.2
AUGUSTA	2541	3010A	91	212.4	15.6	2	\$738	29	229.7	219.7	152.6	220.4	239.5
FS INVISION	FS 4507V RIB	VT2PB	95	211.9	15.1	1	\$738	30	241.4	222.2	145.5	206.4	244.0
PIONEER	P9998AMXT CK	AMXT,AQ,B	99	232.5	19.0	1	\$786	3	265.4	234.9	185.2	220.7	256.6
Averages =				215.1			\$17	1	244.1	228.2	154.0	213.5	235.7
LSD (0.10) =				10.2			\$1	1	10.0	12.8	11.9	9.9	11.5

FULL-SEASON TEST 99-102 Day CRM | Top 30 of 47 tested

Results in BOLD are significantly above test average.

NORTHSTAR	NS 100-121	STX,B	100	233.1	18.6	1	\$790	5	271.2	248.7	185.1	222.7	237.6
TITAN PRO	92-99 2P	VT2PB	99	232.9	17.2	2	\$799	2	269.8	256.2	184.4	208.1	246.3
HEFTY	H4933VT2PDGRIB	VT2PDG,B	99	232.9	17.1	1	\$800	1	265.4	257.1	179.8	212.7	249.5
JUNG	49DP441	VT2PB	99	231.2	17.4	2	\$792	3	243.1	261.5	186.9	204.9	259.5
RENK	RK579DGV2P	VT2PDG,B	99	230.4	17.0	1	\$792	4	265.6	233.9	196.9	224.4	231.0
HEFTY	H5212VT2PRIB	VT2PB	102	229.6	18.6	1	\$778	7	270.8	263.1	167.0	226.7	220.4
DAIRYLAND	DS-4014Q	QR,B	100	228.7	19.4	2	\$770	13	259.5	242.8	179.5	229.9	231.8
PIONEER	P0220Q GC	QR,B	102	228.0	19.1	1	\$770	14	281.4	231.4	155.9	220.6	250.9
DAIRYLAND	DS-4000AMXTRIB	AMXT,B	100	227.9	19.1	2	\$769	15	271.8	262.4	150.8	216.7	237.9
RENK	RK600SSTX	STX,B	100	227.9	18.8	1	\$770	12	259.7	265.4	177.8	203.7	233.0
FEDERAL	5110 STX	STX	101	227.8	18.8	1	\$772	10	262.9	251.8	171.6	223.1	229.9
FEDERAL	5280 VT2PRIB	VT2PB	102	226.9	18.4	1	\$771	11	263.4	230.6	176.2	214.6	250.0
DAIRYLAND	DS-4018AM	AM,AQ,B	101	225.9	19.3	1	\$761	18	256.6	253.8	167.7	196.4	255.2
AUGUSTA	2050	VT2P	100	225.9	17.5	3	\$772	9	276.7	239.3	168.7	208.0	236.7
TITAN PRO	22-00 2P	VT2PB	100	224.9	18.8	1	\$760	19	260.9	248.9	148.2	223.8	242.7
LATHAM	LH 4937 VT2P RIB	VT2PB	99	224.7	16.6	4	\$774	8	267.2	255.2	147.4	219.2	234.5
CHANNEL	199-11VT2PRIB	VT2PB	99	224.7	17.8	1	\$767	16	258.8	225.7	187.5	206.7	244.7
FS INVISION	FS 5098X RIB	STX,B	100	223.6	18.6	3	\$758	20	250.8	259.8	160.7	215.2	231.7
LATHAM	LH 5025 VT2PDG RIB	VT2PDG,B	100	223.4	17.5	1	\$763	17	263.7	256.8	140.9	207.3	248.5
NK BRAND	NK0243-5122-EZR	5122,B	102	222.0	20.1	2	\$742	26	251.1	256.8	177.9	205.5	218.8
DEKALB	DKC49-44RIB GC	STX,B	99	221.4	18.8	1	\$750	23	263.1	225.3	172.1	225.3	221.5
HEFTY	H5003VT2PDGRIB	VT2PDG,B	100	221.1	18.3	1	\$752	22	246.5	240.2	176.7	207.2	235.1
PIONEER	P0075Q GC	QR	100	220.6	20.5	1	\$736	30	249.4	239.8	176.0	210.4	227.6
CHANNEL	199-11SXTRIB	STX,B	99	220.1	18.6	1	\$746	24	265.3	228.2	167.8	201.7	237.6
HEFTY	H4922VT2PRIB	VT2PB	99	219.7	17.2	1	\$753	21	267.0	244.2	145.7	216.7	224.7
JUNG	52SS501	STX,B	102	219.4	19.7	2	\$736	29	259.0	250.2	175.2	178.4	234.5
INTEGRA	5280 VT2PRIB	VT2PB	102	219.1	18.6	1	\$743	25	252.4	229.6	161.4	215.6	236.4
LATHAM	LH 4989 SS RIB	STX,B	99	218.4	18.3	3	\$742	27	261.5	223.7	164.3	203.2	239.3
CHANNEL	200-67VT2PRIB	VT2PB	100	216.3	17.9	1	\$737	28	251.1	243.4	159.1	202.7	225.2
INTEGRA	5081 DGV2PRIB	VT2PDG,B	100	215.7	17.9	1	\$736	31	251.7	253.3	153.6	191.3	228.6
PIONEER	P9998AMXT CK	AMXT,AQ,B	99	232.7	19.7	2	\$782	6	264.3	237.8	182.0	226.5	252.9
Averages =				220.3			\$19	2	257.7	239.6	161.4	209.3	233.4
LSD (0.10) =				9.7			\$1	1.4	10.7	13.5	12.2	10.4	12.2

Corn Results: NCTS (See site description on page 5)

EARLY-SEASON TEST 101-106 Day CRM Top 30 of 62 tested										Results in BOLD are significantly above test average.					
Company/Brand	Product/Brand	Technology	Relative Maturity	Yield (Bu/A)	Moisture (%)	Lodging (%)	Gross Income (\$/A)	Gross Income Rank	Cobb	Manchester	Milledgeville	Pearl City	Postville	Thomson	
DAIRYLAND	DS-4310AMRIB	AM,B	104	248.9	19.0	15	\$837	1	268.2	216.4	277.1	212.2	275.4	244.4	
NUTECH	64D1YHR	AM,B	104	245.1	19.7	15	\$819	7	272.3	230.2	261.8	211.6	277.9	216.8	
NUTECH	63C4Q	QR,B	103	242.4	18.0	22	\$822	3	267.5	238.4	262.8	219.2	270.5	195.9	
FS INVISION	FS 5594X RIB	STX,B	105	242.2	17.7	16	\$822	4	253.6	225.1	259.5	216.2	275.9	223.1	
CORNELIUS	C6401SS	STX	104	242.0	17.8	17	\$820	5	242.1	216.9	258.1	203.2	274.9	256.7	
JUNG	56SS538	STX,B	106	241.4	19.6	19	\$808	15	271.6	212.1	252.5	206.2	277.4	228.7	
TITAN PRO	23-06 SS	STX,B	106	240.9	18.5	12	\$813	10	252.1	218.5	243.5	209.2	287.8	234.3	
BURRUS	POWER PLUS 1M78AM	AM,B	103	240.6	17.6	17	\$817	9	269.2	207.2	259.7	213.4	273.2	220.9	
FEDERAL	5300 VT2PRIB	VT2PB	103	240.3	16.7	15	\$820	6	265.1	215.0	263.3	190.4	281.1	227.2	
WYFFELS	W4246	VT2P	105	240.2	18.1	13	\$811	14	279.9	189.6	270.1	210.5	273.2	217.8	
FEDERAL	5280 VT2PRIB	VT2PB	102	239.6	15.9	17	\$823	2	264.5	202.0	256.8	202.0	281.5	230.8	
LATHAM	LH 5377 VT2P RIB	VT2PB	103	239.5	17.8	15	\$811	13	271.1	224.4	257.7	185.5	273.1	225.1	
JUNG	55DD520	VT2PDG,B	105	239.5	17.2	17	\$813	11	270.6	199.5	281.4	184.6	277.8	222.8	
FEDERAL	5510 VT2P	VT2P	105	238.7	17.8	24	\$806	17	263.4	203.9	254.6	202.1	286.4	221.6	
HEFTY	H5432VT2PRIB	VT2PB	104	238.6	17.7	12	\$807	16	266.1	206.7	253.3	193.8	279.0	232.5	
NUTECH	65H2Q	QR,B	105	238.3	18.4	18	\$804	19	274.4	200.2	242.6	211.1	264.3	237.5	
PIONEER	P0574AMXT GC	AMXT-R,B	105	238.3	20.5	19	\$791	28	253.4	227.4	259.6	236.2	269.3	184.0	
HEFTY	H5212VT2PRIB	VT2PB	102	238.2	15.8	16	\$818	8	264.9	202.6	263.4	209.0	268.6	220.5	
DAIRYLAND	DS-4018AM	AM,AQ,B	101	236.8	17.7	18	\$803	20	262.8	215.6	245.1	210.6	275.0	212.0	
TITAN PRO	96-06 2P	VT2PB	106	236.8	17.0	13	\$806	18	268.6	210.6	277.3	188.9	276.2	199.2	
DAIRYLAND	DS-4580Q	QR,B	104	236.7	18.1	21	\$801	21	263.1	224.1	250.9	206.6	279.9	195.4	
FS INVISION	FS 55R1 EZR	3220,B	105	236.4	19.5	14	\$793	26	257.4	207.8	257.8	194.4	254.3	246.6	
RENK	RK710DGV2P	VT2PDG,B	106	235.9	19.3	16	\$790	30	266.2	203.6	273.0	189.0	261.4	222.3	
CORNELIUS	C6438DP	VT2P	104	235.3	17.6	16	\$796	22	257.8	200.0	256.3	172.7	295.6	229.6	
WYFFELS	W3018	STX	102	234.5	17.3	11	\$796	23	258.3	215.1	276.0	180.4	268.1	209.3	
NUTECH	5F-601AM	AM,B	101	234.1	18.0	24	\$792	27	257.3	223.9	239.3	214.8	270.1	199.0	
FS INVISION	FS 53ZX1 RIB	STX,B	103	234.0	17.7	16	\$795	24	235.4	229.9	262.5	185.4	243.6	247.0	
FEDERAL	5690 VT2PRIB	VT2PB	106	233.6	17.7	15	\$790	29	255.8	187.6	255.2	193.1	267.2	243.0	
NK BRAND	NK0624-5222-EZR	5222,B	106	233.1	18.3	18	\$788	31	252.8	234.2	253.3	198.4	260.4	199.8	
NUTECH	62A8Q	QR,B	102	232.0	16.7	15	\$793	25	269.6	218.4	238.4	191.9	257.6	216.3	
PIONEER	P0720Q CK	QR,B	107	244.3	20.4	16	\$812	12	264.1	228.4	262.7	215.9	270.0	225.0	
Averages =				232.6			\$18	18	254.3	207.5	251.6	196.6	269.0	216.7	
LSD (0.10) =				10.0			\$1	5.9	14.4	16.9	13.3	15.8	11.4	13.7	
FULL-SEASON TEST 107-110 Day CRM Top 30 of 54 tested										Results in BOLD are significantly above test average.					
NUTECH	70A8AM	AM,B	110	266.2	22.2	15	\$871	1	286.3	259.8	287.7	259.4	290.9	213.5	
HEFTY	H5832VT2PRIB	VT2PB	108	257.3	21.2	8	\$850	2	246.5	250.7	273.7	237.2	284.4	251.5	
WYFFELS	W5086RIB	VT2PB	107	254.1	21.9	8	\$833	3	268.1	233.6	267.2	236.1	277.0	242.7	
TITAN PRO	94-09 2P	VT2PB	109	253.2	24.3	17	\$812	4	273.4	231.2	269.1	219.4	282.5	243.3	
NUTECH	70F2Q	QR,B	110	248.4	24.3	17	\$798	14	256.8	245.0	249.8	225.7	269.6	243.7	
DAIRYLAND	DS-4878AM	AM,B	108	247.8	23.9	14	\$799	13	245.2	253.4	251.9	239.2	285.2	211.7	
BURRUS	POWER PLUS 4F71AM	AM,B	109	247.5	23.1	15	\$805	6	235.0	245.4	264.8	223.3	266.4	250.3	
DEKALB	DKC59-81RIB GC	STX,B	109	247.1	22.8	18	\$803	9	269.7	234.3	274.5	210.8	277.6	215.6	
NUTECH	68A7AM	AM,B	107	245.8	23.7	17	\$795	15	250.1	238.6	247.2	224.4	270.2	244.5	
RENK	RK765VT2PRIB	VT2PB	109	245.1	21.9	12	\$803	10	263.1	218.5	252.7	204.4	280.4	251.6	
WYFFELS	W6408RIB	STX,B	110	244.9	23.1	19	\$794	16	255.4	225.6	264.0	206.4	295.5	222.4	
DAIRYLAND	DS-4910AML	AML,B	109	244.8	21.6	17	\$805	7	269.3	230.7	271.3	199.0	263.2	235.2	
AUGUSTA	1059	3110	109	243.0	20.9	17	\$804	8	264.5	215.3	271.3	215.7	275.8	215.2	
PIONEER	P1099Q GC	QR,B	110	242.9	24.2	22	\$780	22	255.6	229.3	255.8	233.7	272.9	210.1	
BURRUS	POWER PLUS 3M62AM	AM,B	107	242.3	21.6	21	\$799	12	252.1	237.3	235.0	226.4	265.6	237.7	
RENK	RK805VT2P	VT2P	110	241.8	23.1	14	\$783	21	259.7	203.1	279.2	228.1	271.8	209.0	
NUTECH	68B3AML	AML,B	108	239.4	21.9	14	\$787	18	248.2	207.8	258.4	221.8	249.8	250.4	
WYFFELS	W6826RIB	VT2PB	111	238.9	22.8	15	\$779	25	233.2	232.6	264.5	247.4	255.7	200.1	
CORNELIUS	C573DP	VT2P	108	238.5	20.6	18	\$789	17	274.6	204.7	244.4	220.3	274.7	212.1	
JUNG	58SS529	STX,B	108	238.0	21.9	17	\$780	23	241.5	234.1	260.8	221.7	272.2	197.5	
FS INVISION	FS 5704V RIB	VT2PB	107	237.8	18.1	15	\$806	5	279.1	209.6	257.0	206.2	269.4	205.8	
DYNA-GRO	D49SS70	STX	109	237.5	22.4	16	\$774	27	266.9	221.0	252.1	225.3	278.9	181.0	
HEFTY	H5812VT2PRIB	VT2PB	108	237.5	20.7	13	\$787	19	266.5	222.3	240.3	218.1	276.5	201.3	
WYFFELS	W5518RIB	STX,B	109	237.2	22.9	16	\$771	28	235.5	247.1	249.6	225.4	275.0	190.6	
CORNELIUS	C577SS	STX	109	236.7	21.5	19	\$779	24	236.1	245.6	247.4	217.9	268.8	204.5	
FS INVISION	FS 5704X RIB	STX,B	107	235.1	19.7	15	\$786	20	234.9	227.8	247.1	199.5	291.6	210.0	
DEKALB	DKC58-64RIB GC	STX,B	108	235.1	22.3	21	\$769	29	220.4	262.4	250.9	207.6	264.7	204.8	
DAIRYLAND	DS-4840AM	AM,B	108	235.0	22.4	27	\$768	30	235.1	231.4	243.0	223.4	266.8	210.4	
CHANNEL	207-42STXRIB	STX,B	107	233.6	20.3	25	\$775	26	266.1	225.4	258.3	178.3	272.6	200.9	
CHANNEL	209-06STXRIB	STX,B	109	232.0	21.1	25	\$766	31	232.0	240.9	251.1	193.3	263.9	210.6	
PIONEER	P0720Q CK	QR,B	107	244.0	21.9	15	\$801	11	254.4	236.5	264.3	225.1	260.2	223.2	
Averages =				236.7			\$23	19	249.0	226.6	249.9	213.9	271.0	210.1	
LSD (0.10) =				11.0			\$1	6.7	14.6	18.2	15.4	17.4	11.4	14.6	

Corn Results: WISO (See site description on page 6)

EARLY-SEASON TEST 99-104 Day CRM | Top 30 of 62 tested

Results in BOLD are significantly above test average.

Company/Brand	Product/Brand	Technology	Relative Maturity	Yield (Bu/A)	Moisture (%)	Lodging (%)	Gross Income (\$/A)	Gross Income Rank	Arlington	Janesville	Monroe	Oregon	Watertown	Woodstock
CORNELIUS	C385DP	VT2P	103	260.4	16.1	1	\$900	1	262.3	267.8	265.5	255.7	264.2	247.1
WYFFELS	W2506RIB	VT2PB	101	259.1	16.2	1	\$894	2	269.9	289.2	259.1	247.8	266.6	222.3
DAIRYLAND	DS-4440AM	AM,B	104	256.2	18.3	1	\$870	4	260.3	288.6	261.4	242.1	260.0	224.6
INTEGRA	5280 VT2PRIB	VT2PB	102	254.5	16.5	1	\$877	3	268.1	280.5	252.7	242.5	264.9	218.6
BURRUS	POWER PLUS 1M78AM	AM,B	103	254.4	17.6	3	\$870	5	240.7	282.9	275.0	227.3	259.5	240.9
JUNG	53SS521	STX,B	103	253.0	17.9	2	\$862	8	267.1	255.6	270.5	250.0	264.4	210.2
CORNELIUS	C6401SS	STX	104	252.6	17.7	1	\$863	7	264.4	262.2	271.2	245.8	259.9	212.2
TITAN PRO	84-03 2P	VT2PB	103	249.4	15.9	1	\$863	6	277.3	268.8	233.4	234.5	255.5	226.9
FEDERAL	5300 VT2PRIB	VT2PB	103	248.8	17.3	1	\$852	14	274.2	270.4	241.9	248.8	248.6	209.2
RENK	RK626SSTX	STX	102	248.8	16.8	3	\$856	12	263.6	249.8	270.4	257.4	250.9	200.7
INTEGRA	5081 DGV2PRIB	VT2PDG,B	100	248.5	16.0	2	\$860	9	272.2	250.4	262.9	257.0	248.5	200.1
WYFFELS	W3018	STX	102	248.4	16.9	1	\$853	13	259.9	296.0	208.1	249.1	250.9	226.5
WYFFELS	W2236RIB	VT2PB	99	248.4	16.2	1	\$859	10	246.0	282.0	277.0	243.5	244.6	197.4
HEFTY	H5432VT2PRIB	VT2PB	104	248.4	17.7	1	\$849	16	265.7	281.8	255.3	228.8	251.1	207.5
DAIRYLAND	DS-4310AMRIB	AM,B	104	248.3	18.5	1	\$843	23	230.9	284.7	253.1	248.1	257.3	215.9
JUNG	54SS528	STX,B	104	247.9	17.1	1	\$851	15	259.1	278.8	265.0	240.9	247.2	196.2
LATHAM	LH 5077 VT2P RIB	VT2PB	100	247.7	15.9	4	\$857	11	277.5	241.6	270.3	251.1	259.4	186.5
RENK	RK621VT2PRIB	VT2PB	103	246.6	16.8	2	\$848	17	273.7	261.5	233.0	244.2	252.4	215.0
WYFFELS	W3488RIB	STX,B	104	246.4	17.3	3	\$844	21	231.1	269.1	276.7	241.0	257.3	203.4
DAIRYLAND	DS-4014Q	QR,B	100	246.2	16.6	1	\$847	18	260.8	269.4	246.8	244.0	252.1	204.3
RENK	RK695GTCBLLBL	3220	102	246.0	17.4	2	\$842	24	267.9	271.9	249.9	227.5	247.2	211.9
TITAN PRO	82-04 2P	VT2PB	104	245.9	16.9	1	\$845	20	260.3	264.2	247.8	249.4	241.3	212.3
DYNA-GRO	D44SS54	STX	104	245.8	17.8	3	\$838	27	249.9	263.8	233.8	249.9	277.8	199.5
PIONEER	P0157AMXT GC	AMXT,AQ,B	101	244.6	17.6	2	\$837	30	221.9	277.2	245.3	260.8	245.0	217.7
NORTHSTAR	NS 103-537	VT2PB	103	244.5	16.4	1	\$843	22	257.5	256.0	259.6	237.0	256.3	200.6
LATHAM	LH 4937 VT2P RIB	VT2PB	99	244.4	15.8	1	\$847	19	254.5	270.8	259.1	230.1	244.4	207.4
CORNELIUS	C6209DP	VT2P	102	243.9	16.4	1	\$841	25	258.3	270.0	239.2	243.1	239.9	212.8
RENK	RK642VT2P	VT2PB	103	243.2	16.1	2	\$839	26	257.9	272.2	221.4	239.5	260.2	208.2
HEFTY	H4933VT2PDGRIB	VT2PDG,B	99	242.2	16.1	1	\$838	28	264.7	255.9	255.3	222.4	231.9	223.2
TITAN PRO	92-99 2P	VT2PB	99	241.3	15.6	2	\$838	29	244.0	258.0	252.6	234.5	235.6	223.1
PIONEER	P0574AMXT CK	AMXT-R,B	105	246.2	18.5	1	\$835	32	237.1	275.0	250.9	244.3	266.4	203.2
Averages =				243.6			\$17	2	254.1	263.7	247.4	237.7	249.6	209.3
LSD (0.10) =				9.2			\$1	1.6	13.3	14.8	18.1	14.9	14.8	11.9

FULL-SEASON TEST 105-108 Day CRM | Top 30 of 54 tested

Results in BOLD are significantly above test average.

WYFFELS	W5086RIB	VT2PB	107	261.8	19.8	1	\$878	2	245.4	283.2	277.5	263.5	277.5	223.7
LATHAM	LH 5742 RR	RR2	107	260.0	18.9	1	\$879	1	259.8	273.5	283.7	258.5	273.6	210.6
JUNG	56SS538	STX,B	106	258.1	19.7	3	\$867	4	233.4	292.9	253.3	260.2	291.3	217.3
WYFFELS	W4198RIB	STX,B	106	257.0	19.3	2	\$866	5	257.4	271.8	269.3	231.0	292.6	219.7
INTEGRA	5529 VT2PRIB	VT2PB	105	255.8	17.3	2	\$876	3	269.0	267.4	272.6	259.6	267.0	199.0
PIONEER	P0720Q GC	QR,B	107	255.1	20.1	1	\$854	11	216.5	279.4	247.2	260.3	311.1	216.4
DAIRYLAND	DS-4878AM	AM,B	108	254.7	19.3	2	\$858	7	250.0	265.4	277.5	242.8	283.6	208.8
RENK	RK726H	PC	106	253.3	18.5	2	\$859	6	258.0	285.8	253.9	251.6	272.6	197.8
LATHAM	LH 5725 VT2P RIB	VT2PB	107	253.1	19.4	2	\$852	13	235.8	279.1	265.1	240.7	288.3	209.4
HEFTY	H5832VT2PRIB	VT2PB	108	252.9	19.3	1	\$851	14	238.1	279.9	251.1	260.0	309.0	179.6
HEFTY	H5812VT2PRIB	VT2PB	108	251.9	19.1	1	\$850	15	235.1	282.5	225.9	266.2	292.3	209.7
WYFFELS	W5516RIB	VT2PB	108	251.4	19.3	1	\$847	18	256.9	264.0	255.2	256.1	266.6	209.5
WYFFELS	W4246	VT2P	105	251.1	18.0	1	\$854	9	248.6	281.5	227.3	262.5	274.6	211.9
INTEGRA	5719 VT2PRIB	VT2PB	107	250.6	19.0	1	\$847	17	222.2	280.1	270.5	256.5	277.0	197.2
CORNELIUS	C461SS	STX	106	249.8	17.5	3	\$854	10	239.6	275.5	242.2	251.9	271.8	217.7
LATHAM	LH 5635 VT2P RIB	VT2PB	106	249.4	17.2	2	\$855	8	235.5	284.5	235.7	242.3	279.2	219.3
FS INVISION	FS 5704V RIB	VT2PB	107	249.3	17.7	3	\$852	12	259.1	256.6	256.8	246.7	278.1	198.5
BURRUS	POWER PLUS 3V14AM	AM,B	106	249.1	18.6	1	\$845	19	201.7	277.5	253.5	251.7	286.7	223.3
NORTHSTAR	NS 106-186SSRIB	STX,B	106	248.7	17.5	3	\$850	16	251.8	278.3	256.9	247.6	254.7	202.7
RENK	RK700SSTX	STX	107	248.6	20.5	2	\$827	28	255.1	274.2	244.5	237.9	273.1	206.7
NK BRAND	NK0624-5222-EZR	5222,B	106	246.7	18.4	4	\$837	21	236.9	268.2	230.9	250.3	278.5	215.2
DEKALB	DKC56-65RIB GC	STX,B	105	246.6	19.2	2	\$831	26	222.4	285.5	244.4	270.4	248.9	207.7
FEDERAL	5690 VT2PRIB	VT2PB	106	246.3	17.5	2	\$843	20	241.5	262.6	255.0	244.9	267.7	206.4
ARMOR	A0711	VT2P	107	245.8	18.4	2	\$833	23	252.2	279.9	237.8	241.2	259.8	203.7
LATHAM	LH 5739 SS RIB	STX,B	107	244.1	17.9	1	\$832	24	239.8	272.0	235.2	240.4	270.6	206.3
RENK	RK710DGV2P	VT2PDG,B	106	243.9	18.6	1	\$827	30	241.3	260.2	244.3	237.8	265.8	213.7
JUNG	55DD520	VT2PDG,B	105	243.0	16.7	4	\$836	22	246.5	276.9	240.2	247.4	258.9	188.1
HEFTY	H5522VT2PRIB	VT2PB	105	242.6	17.1	2	\$832	25	252.1	261.0	219.2	235.5	282.4	205.4
HEFTY	H5624SSRIB	STX,B	106	242.0	17.7	2	\$827	29	242.6	266.6	231.2	232.8	266.4	212.6
TITAN PRO	96-06 2P	VT2PB	106	241.2	17.7	1	\$824	31	230.7	261.0	233.6	256.4	254.6	211.1
PIONEER	P0574AMXT CK	AMXT-R,B	105	245.3	19.0	1	\$829	27	236.1	271.4	251.3	244.9	266.9	201.5
Averages =				244.5			\$19	2	237.9	268.1	243.8	247.9	266.8	202.8
LSD (0.10) =				9.6			\$1	2.2	14.1	14.6	17.6	12.9	21.5	11.1

Corn Results: **ILNO** (See site description on page 6)

EARLY-SEASON TEST 106-109 Day CRM | Top 30 of 48 tested

Results in **BOLD** are significantly above test average.

Company/Brand	Product/Brand	Technology	Relative Maturity	Yield (Bu/A)	Moisture (%)	Lodging (%)	Gross Income (\$/A)	Gross Income Rank	Dwight*	Grand Ridge	Malta	Sublette	Tampico	Winnebago
NK BRAND	NK0886-5122-EZR	5122,B	108	257.6	19.2	17	\$869	1	—	261.9	234.9	279.5	256.7	255.2
RENK	RK765VT2PRIB	VT2PB	109	251.5	19.6	5	\$846	3	—	260.9	228.4	245.9	250.3	272.0
GREAT HEART	HT-6948VT2P	VT2PB	109	251.4	20.1	12	\$841	5	—	275.3	233.0	242.1	245.5	261.2
BURRUS	POWER PLUS 4F71AM	AM,B	109	251.3	19.0	10	\$848	2	—	277.6	213.3	265.9	219.5	280.0
BURRUS	POWER PLUS 3M62AM	AM,B	107	249.0	18.4	16	\$846	4	—	270.2	204.1	278.9	218.5	273.6
DAIRYLAND	DS-4878AM	AM,B	108	247.7	19.5	14	\$833	9	—	266.5	220.4	266.1	237.3	248.4
WYFFELS	W5086RIB	VT2PB	107	247.3	19.2	5	\$834	7	—	268.0	226.5	243.2	215.6	283.2
CORNELIUS	C575DP	VT2P	109	247.0	20.3	15	\$825	15	—	257.3	231.6	263.5	267.9	214.5
RENK	RK710DGV2P	VT2PDG,B	106	246.3	18.8	7	\$834	8	—	260.0	220.5	247.7	243.9	259.3
NUTECH	68A7AM	AM,B	107	245.0	19.3	17	\$825	13	—	260.2	217.4	280.3	241.8	225.5
NK BRAND	NK0624-5222-EZR	5222,B	106	245.0	17.5	8	\$839	6	—	246.8	209.2	243.3	251.6	274.1
INTEGRA	5719 VT2PRIB	VT2PB	107	244.5	18.4	9	\$831	10	—	251.8	221.0	245.7	249.7	254.1
DEKALB	DKC59-81RIB GC	STX,B	109	244.1	18.9	20	\$825	14	—	261.7	233.7	260.6	233.6	231.1
NUTECH	5FB-8808AM	AM,B	108	244.1	18.7	23	\$827	12	—	244.8	224.4	250.7	237.6	262.9
PIONEER	P0720Q GC	QR,B	107	244.1	18.3	9	\$830	11	—	267.0	215.0	274.2	215.7	248.6
HEFTY	H5832VT2PRIB	VT2PB	108	243.9	19.9	5	\$818	20	—	254.0	219.0	253.6	220.7	272.3
NUTECH	5FB-9909AM	AM,B	109	243.3	19.4	13	\$820	17	—	261.1	228.4	235.3	246.9	244.8
HEFTY	H5944SS	STX	109	242.4	18.9	8	\$820	18	—	255.0	197.5	243.0	258.5	257.8
WYFFELS	W5518RIB	STX,B	109	242.1	19.5	11	\$814	22	—	256.4	203.2	257.5	206.6	286.7
NUTECH	68B3AML	AML,B	108	241.3	18.6	15	\$817	21	—	258.8	202.2	262.9	211.1	271.5
GOLDEN HARVEST	G08M20-3120-EZR	3120,B	108	241.1	17.9	12	\$822	16	—	240.7	233.3	256.9	225.7	249.2
GOLDEN HARVEST	G09A86-3330-EZR	3330,B	109	240.0	19.9	12	\$804	27	—	249.9	212.6	258.5	227.3	252.0
INTEGRA	5939 STXRIB	STX,B	109	239.9	20.3	7	\$801	28	—	263.6	199.1	249.1	239.7	248.1
HEFTY	H5812VT2PRIB	VT2PB	108	239.7	17.8	9	\$819	19	—	254.7	222.5	237.7	220.4	263.2
DYNA-GRO	D49SS70	STX	109	239.4	19.5	14	\$805	26	—	259.8	211.6	245.4	218.5	261.6
RENK	RK700SSTX	STX	107	238.7	18.9	11	\$807	24	—	250.6	200.9	262.4	229.8	249.9
CORNELIUS	C6720DP	VT2P	107	238.6	17.9	32	\$814	23	—	225.6	210.5	258.3	228.2	270.2
FS INVISION	FS 5909D2A EZR	5222A,B	109	238.5	20.2	30	\$797	31	—	252.5	217.6	261.2	225.4	235.7
HEFTY	H5624SSRIB	STX,B	106	233.8	17.9	10	\$798	30	—	229.2	195.8	257.8	231.9	254.1
WYFFELS	W4358RIB	STX,B	106	233.7	17.7	8	\$799	29	—	224.7	217.2	249.1	214.8	262.8
PIONEER	P0825AMXT CK	AMXT,B	108	239.9	19.4	12	\$807	25	—	252.0	221.6	257.8	252.4	215.8
Averages =				238.4			\$19	14		247.7	213.6	252.2	225.7	252.7
LSD (0.10) =				12.9			\$1	8.7		15.3	14.2	13.7	17.0	17.4

FULL-SEASON TEST 110-113 Day CRM | Top 30 of 54 tested

Results in **BOLD** are significantly above test average.

NUTECH	70A8AM	AM,B	110	272.4	20.9	10	\$904	1	—	285.0	248.8	288.4	251.8	287.8
INTEGRA	6061 VT2PRIB	VT2P	110	257.4	21.9	11	\$847	2	—	277.9	251.7	238.2	247.5	271.4
BURRUS	POWER PLUS 6J92AM	AM,B	113	256.1	22.0	15	\$842	4	—	267.1	221.0	272.0	237.2	283.1
RENK	RK882SSTX	STX	111	254.4	23.6	17	\$825	10	—	252.9	249.9	260.8	242.1	266.5
WYFFELS	W6906	VT2P	111	253.7	20.8	13	\$843	3	—	265.7	244.5	270.1	230.3	257.9
FS INVISION	FS 6395VDG RIB	VT2PDG,B	113	253.0	23.2	10	\$823	11	—	277.9	244.6	242.6	229.7	270.0
DYNA-GRO	D50SS48	STX	110	252.9	21.4	10	\$836	6	—	258.8	236.4	244.0	244.1	281.0
NUTECH	72B7CYFR	QR	112	252.8	22.6	13	\$826	9	—	276.5	232.3	259.3	241.6	254.1
DAIRYLAND	DS-5144Q	QR,B	111	252.4	21.6	17	\$832	7	—	257.9	226.6	279.2	239.3	259.0
DAIRYLAND	DS-5279Q	QR,B	113	252.0	23.8	18	\$815	20	—	263.2	236.8	276.7	249.2	234.1
DAIRYLAND	DS-5018AM	AM,B	110	251.6	20.4	15	\$839	5	—	269.8	230.6	249.1	251.1	257.5
CORNELIUS	C7308SS	STX	113	251.0	23.0	19	\$818	15	—	270.3	250.7	253.6	225.9	254.5
PROHARVEST	8324 VT2PRIB	VT2PB	113	250.4	23.5	7	\$813	21	—	264.1	229.0	238.2	252.4	268.4
GOLDEN HARVEST	G10D21-3330-EZR	3330,B	110	249.7	23.4	6	\$810	22	—	261.5	237.7	232.3	248.9	268.1
RENK	RK805VT2P	VT2P	110	249.3	20.5	15	\$831	8	—	252.6	230.5	252.0	233.0	278.3
CORNELIUS	C7270DP	VT2P	112	249.2	21.6	8	\$823	12	—	272.2	251.6	225.6	213.2	283.1
NK BRAND	NK1082-5222A-EZR	5222A,B	110	249.0	23.2	14	\$810	23	—	254.9	241.1	252.7	231.5	264.9
NUTECH	71F5CYFR	QR	111	248.7	21.9	15	\$818	16	—	257.8	235.3	270.7	227.3	252.1
DAIRYLAND	DS-5319AM	AM,B	112	248.0	23.1	20	\$807	24	—	271.1	244.6	250.7	236.2	237.3
WYFFELS	W6408RIB	STX,B	110	247.9	22.0	8	\$816	18	—	246.6	244.9	230.0	252.0	266.1
WYFFELS	W6978	STX	111	247.4	21.2	16	\$820	14	—	266.1	238.4	255.3	220.0	257.3
FS INVISION	FS 6194V RIB	VT2PB	111	247.0	21.6	11	\$815	19	—	270.1	234.6	255.3	229.2	245.6
NUTECH	70F2Q	QR,B	110	246.8	22.5	10	\$806	25	—	275.0	232.6	261.6	237.2	227.5
BURRUS	POWER PLUS 5N78 Q	QR,B	111	246.1	20.3	16	\$822	13	—	253.6	220.9	265.3	238.8	251.9
DYNA-GRO	D51VC41	VT2P	111	245.4	20.7	14	\$817	17	—	273.6	240.0	226.9	231.0	255.4
FS INVISION	FS 6107T RIB	TRE,B	111	244.9	22.0	11	\$806	26	—	254.9	227.7	242.7	237.3	262.1
FS INVISION	FS 6106X RIB	STX,B	111	244.9	22.4	9	\$803	28	—	248.7	226.5	250.0	225.0	274.5
NUTECH	5FB-2213AM	AM,B	113	244.5	22.0	19	\$804	27	—	249.3	235.2	271.9	200.8	265.0
HEFTY	H6134SSRIB	STX,B	111	244.4	22.4	10	\$802	29	—	230.1	235.2	247.7	228.8	280.0
CORNELIUS	7228VT2P	VT2P	112	241.8	21.1	16	\$802	30	—	226.9	239.0	245.2	233.1	264.9
PIONEER	P0825AMXT CK	AMXT,B	108	237.4	20.8	14	\$789	43	—	252.1	218.1	254.1	249.5	213.2
Averages =				245.4			\$22	13		257.2	232.4	246.6	231.8	258.9
LSD (0.10) =				11.4			\$1	6		15.3	11.4	14.3	15.8	20.0

* Dwight: lost, washed out by heavy rainfall after planting.

Corn Results: **ILNO** Continued. (See site description on page 6)

ULTRA EARLY-SEASON TEST 101-105 Day CRM | Top 30 of 42 tested

Results in **BOLD** are significantly above test average.

Company/Brand	Product/Brand	Technology	Relative Maturity	Yield (Bu/A)	Moisture (%)	Lodging (%)	Gross Income (\$/A)	Gross Income Rank	Dwight*	Grand Ridge	Malta	Sublette	Tampico	Winneshago
NUTECH	64D1YHR	AM,B	104	243.0	17.3	15	\$832	1	—	250.7	229.3	270.4	205.8	258.9
WYFFELS	W4196RIB	VT2PB	105	239.1	17.1	9	\$821	2	—	232.7	231.7	238.1	226.9	266.3
WYFFELS	W4246	VT2P	105	237.3	17.1	9	\$815	3	—	243.3	210.0	253.4	224.7	255.1
PIONEER	P0574AMXT GC	AMXT-R,B	105	235.9	17.2	11	\$809	4	—	248.8	214.5	252.8	211.1	252.2
NUTECH	63C4Q	QR,B	103	235.1	17.2	13	\$804	5	—	258.6	198.3	269.3	193.9	255.2
PIONEER	P0507Q GC	QR,B	105	233.2	17.3	6	\$799	7	—	240.5	207.3	243.9	222.1	252.1
DAIRYLAND	DS-4310AMRIB	AM,B	104	232.9	17.3	12	\$797	8	—	239.9	220.3	259.9	226.9	217.3
CORNELIUS	C478DP	VT2P	105	232.6	16.9	10	\$799	6	—	217.6	207.9	250.5	225.7	261.3
CORNELIUS	C6438DP	VT2P	104	229.5	16.1	15	\$793	9	—	232.6	216.0	249.9	216.6	232.7
HEFTY	H5144SS	STX	101	229.4	16.3	14	\$793	10	—	215.4	217.2	239.1	226.1	249.4
RENK	RK695GTCBLLBL	3220	102	228.4	16.9	6	\$783	12	—	230.4	206.5	254.2	199.4	251.5
GREAT HEART	HT-6560VT2P	VT2PB	105	228.4	16.1	12	\$789	11	—	228.4	216.9	252.3	213.0	231.2
AUGUSTA	3053 GC	5222,B	103	228.1	17.4	11	\$780	15	—	230.5	203.8	245.4	208.3	252.2
GREAT HEART	HT-6524VT2P	VT2PB	105	226.9	16.7	9	\$781	13	—	231.2	220.8	226.9	205.9	249.7
PIONEER	P0306Q GC	QR,B	103	226.3	16.4	19	\$781	14	—	228.5	210.4	251.4	215.1	225.9
RENK	RK642VT2P	VT2PB	103	225.0	15.9	6	\$779	16	—	221.9	223.7	216.4	219.6	243.5
FS INVISION	FS 5594X RIB	STX,B	105	224.9	16.6	16	\$773	17	—	208.0	212.4	271.5	187.4	245.1
NUTECH	5F-601AM	AM,B	101	223.8	16.4	14	\$772	18	—	215.7	205.6	248.2	206.9	242.6
NK BRAND	NK0472-5222-EZR	5222,B	104	223.4	17.4	13	\$764	20	—	230.2	194.7	241.3	186.2	264.5
NUTECH	65H2Q	QR,B	105	223.1	17.0	15	\$766	19	—	234.5	208.9	256.0	204.0	212.2
DAIRYLAND	DS-4580Q	QR,B	104	222.4	16.8	12	\$764	21	—	233.1	207.4	258.0	207.0	206.2
DEKALB	DKC54-64RIB GC	STX,B	104	221.7	16.8	23	\$762	24	—	222.5	204.8	262.9	206.7	211.4
WYFFELS	W2506RIB	VT2PB	101	220.8	16.1	12	\$764	23	—	228.6	203.5	228.7	221.6	221.6
DAIRYLAND	DS-4440AM	AM,B	104	220.3	16.5	21	\$759	26	—	236.4	227.8	251.1	208.6	177.5
NUTECH	62A8Q	QR,B	102	220.2	15.6	11	\$764	22	—	233.7	206.4	221.2	216.6	223.2
DAIRYLAND	DS-4018AM	AM,AQ,B	101	219.2	16.2	14	\$755	27	—	227.6	209.7	249.2	177.5	231.8
STONE	0321SS	STX,B	103	219.1	16.9	24	\$753	28	—	199.9	209.0	244.2	218.1	224.4
HEFTY	H5003VT2PDGRIB	VT2PDG,B	100	219.0	15.5	5	\$760	25	—	227.8	203.3	225.9	200.1	237.7
FS INVISION	FS 55RL1 EZR	3220,B	105	218.5	16.9	12	\$750	30	—	221.2	194.8	235.5	200.4	240.6
CORNELIUS	C6401SS	STX	104	218.2	16.6	16	\$752	29	—	228.9	217.5	251.1	211.5	182.1
Averages =				222.1			16.6	14		224.2	207.7	244.5	205.0	228.7
LSD (0.10) =				12.0			0.5	7.4		15.6	12.1	16.3	17.3	15.9

* Dwight: lost, washed out by heavy rainfall after planting.

first farmers' independent
research of seed
technologies
www.firstseedtests.com

Unbiased, Accurate Yield Testing, Every Time

Some See Fields, We See Data

2020 Corn & Soybean Performance Summaries



Corn Results: ILWC (See site description on page 6)

EARLY-SEASON TEST 105-110 Day CRM | Top 30 of 54 tested

Results in BOLD are significantly above test average.

Company/Brand	Product/Brand	Technology	Relative Maturity	Yield (Bu/A)	Moisture (%)	Lodging (%)	Gross Income (\$/A)	Gross Income Rank	Results in BOLD are significantly above test average.					
									Galva	Jacksonville	Macomb	Princeville	Virden	Williamsville
NUTECH	70A8AM	AM,B	110	259.7	18.1	2	\$882	1	243.8	261.4	297.9	250.5	239.0	265.4
GREAT HEART	HT-6948VT2P	VT2PB	109	256.5	17.6	2	\$874	2	216.4	261.5	299.6	246.6	237.0	278.0
LEWIS	10DP719	VT2PB	110	253.5	18.1	3	\$860	4	198.0	259.8	283.3	259.1	257.5	263.4
LEWIS	09DD740	VT2PDG,B	109	253.2	17.4	3	\$864	3	219.7	263.1	296.0	246.7	227.1	266.5
GOLDEN HARVEST	G10L16-5222A-EZR	5222A,B	110	252.5	19.7	8	\$846	7	208.3	259.4	276.0	272.0	237.5	262.0
NUTECH	70F2Q	QR,B	110	250.6	19.3	3	\$843	8	225.6	257.5	267.9	242.8	244.3	265.8
LEWIS	08DP739	VT2PB	108	250.0	18.3	3	\$848	5	225.8	245.3	270.1	246.2	251.0	261.4
DYNA-GRO	D49SS70	STX	109	249.1	18.5	3	\$843	9	223.3	262.9	274.7	253.6	223.3	256.9
STONE	0931SS	STX,B	109	248.4	18.6	3	\$840	10	214.3	257.1	285.5	220.4	248.6	264.3
STONE	5858RIB	STX,B	108	248.0	17.4	3	\$847	6	214.0	263.5	271.9	247.7	245.9	245.0
INTEGRA	6061 VT2PRIB	VT2P	110	247.6	18.9	3	\$834	13	210.0	264.3	292.1	226.4	232.3	260.3
GREAT HEART	HT-7003VT2P	VT2PB	110	246.7	18.7	2	\$832	15	214.7	250.8	265.0	279.8	224.2	245.6
STONE	6078RIB	STX,B	110	246.7	18.7	6	\$833	14	203.9	250.3	278.3	225.6	247.9	274.0
DYNA-GRO	D50VC78	VT2P	110	245.0	17.7	4	\$834	12	222.8	244.8	271.9	260.6	212.7	257.1
AUGUSTA	1060 GC	3330	109	244.1	18.9	3	\$823	20	225.4	263.6	284.7	208.7	234.9	247.2
NUTECH	68A7AM	AM,B	107	243.9	17.4	3	\$832	16	219.3	265.0	301.8	193.6	234.2	249.6
PIONEER	P1099Q GC	QR,B	110	243.4	18.0	3	\$828	17	248.4	217.9	272.0	209.8	249.6	262.3
CORNELIUS	C575DP	VT2P	109	242.9	17.9	4	\$825	19	184.1	269.3	289.7	201.5	239.6	273.5
NK BRAND	NK1026-3330-EZR	3330,B	110	241.6	19.1	3	\$812	24	216.5	250.0	276.6	227.9	220.5	258.2
INTEGRA	5719 VT2PRIB	VT2PB	107	241.3	16.9	2	\$826	18	208.9	232.1	268.3	250.0	226.9	261.3
PIONEER	P0825AMXT GC	AMXT,B	108	240.4	17.6	4	\$821	21	222.6	273.9	247.4	222.9	228.3	247.5
WYFFELS	W6408RIB	STX,B	110	239.7	18.5	3	\$810	26	200.4	269.1	262.4	243.6	217.2	245.4
HEFTY	H5832VT2PRIB	VT2PB	108	238.6	17.2	3	\$815	22	210.5	246.8	272.5	239.2	209.4	253.0
WYFFELS	W5516RIB	VT2PB	108	238.2	17.1	2	\$815	23	217.0	250.2	264.5	245.5	212.8	239.3
INTEGRA	5939 STXRIB	STX,B	109	238.0	18.8	3	\$803	30	220.4	251.4	273.8	218.5	215.5	248.6
GOLDEN HARVEST	G10D21-3330-EZR	3330,B	110	238.0	19.1	2	\$800	31	206.8	259.1	275.2	222.4	219.8	244.5
DEKALB	DKC59-81RIB GC	STX,B	109	237.7	17.3	3	\$812	25	202.5	235.4	269.5	247.1	217.7	253.8
RENK	RK805VT2P	VT2P	110	237.0	17.7	4	\$807	27	195.3	249.8	271.4	232.1	234.3	239.1
NUTECH	68B3AML	AML,B	108	235.6	16.9	3	\$807	28	213.4	238.2	275.1	222.2	224.1	240.7
WYFFELS	W5086RIB	VT2PB	107	235.5	17.2	2	\$805	29	206.1	244.7	261.4	228.0	229.7	242.9
PIONEER	P1108Q CK	QR,B	111	249.4	19.4	3	\$838	11	222.7	245.2	276.3	247.6	241.8	262.7
Averages =				237.1			\$18	4	211.9	244.1	268.8	228.5	219.5	250.1
LSD (0.10) =				11.0			\$1	1.9	13.2	17.4	12.7	21.6	22.6	12.4

FULL-SEASON TEST 111-115 Day CRM | Top 30 of 63 tested

Results in BOLD are significantly above test average.

WYFFELS	W7876RIB	VT2PB	114	260.2	20.6	3	\$865	2	244.4	253.8	274.4	266.7	244.6	277.0
FS INVISION	FS 6395VDG RIB	VT2PDG,B	113	259.4	20.0	3	\$866	1	227.1	255.0	283.7	287.2	243.9	259.5
STONE	1521SS	STX,B	115	259.0	22.0	3	\$851	11	248.2	246.4	274.0	275.7	258.1	251.5
NUTECH	74B6AM	AM,B	114	256.7	19.4	5	\$863	3	231.6	269.8	274.9	238.5	240.4	284.8
RENK	RK882SSTX	STX	111	256.3	20.0	3	\$858	7	252.0	266.7	260.2	251.0	235.5	272.1
GREEN VALLEY	8102	VT2PB	111	256.2	19.0	3	\$862	5	220.6	261.4	269.6	278.8	242.2	264.4
CORNELIUS	C7366DGDG	VT2PDG	113	256.0	19.4	2	\$857	8	213.8	254.6	293.7	254.1	239.1	280.5
GREAT HEART	HT-7105DGV2P	VT2PDG,B	111	255.9	18.8	3	\$863	4	221.7	269.1	258.6	270.1	243.7	272.1
DYNA-GRO	D54SS34	STX	114	255.7	21.6	5	\$843	20	229.9	262.3	244.0	264.9	255.6	277.4
RENK	RK866DGV2P	VT2PDG	112	255.5	19.4	4	\$856	9	207.2	275.4	257.4	263.2	247.8	282.1
FS INVISION	FS 6406X RIB	STX,B	114	255.0	21.8	6	\$840	23	236.6	262.6	260.9	268.4	234.8	266.9
STONE	6368RIB	STX,B	113	254.5	21.7	5	\$839	24	217.1	278.5	267.0	262.1	256.6	245.9
CORNELIUS	C7308SS	STX	113	254.4	20.1	2	\$850	12	236.4	248.9	279.6	246.6	240.5	274.3
INTEGRA	6410 VT2PRIB	VT2PB	114	254.3	20.3	5	\$848	14	218.5	267.6	266.2	247.2	255.1	271.2
HEFTY	H6244SS	STX	112	253.8	20.9	3	\$843	19	235.7	264.8	266.2	224.7	249.7	281.6
GREAT HEART	HT-7256DGV2P	VT2PDG,B	112	253.1	19.8	2	\$845	16	217.7	255.6	277.0	276.4	236.7	255.0
DYNA-GRO	D51VC67	VT2P	110	252.2	17.6	4	\$858	6	191.1	250.9	277.0	260.6	259.5	274.0
GREEN VALLEY	8392	VT2PB	113	252.0	19.4	5	\$845	15	204.6	268.5	271.2	256.1	247.2	264.1
DEKALB	DKC64-87RIB GC	STX,B	114	251.6	20.0	3	\$841	22	231.1	248.2	266.9	267.5	235.0	261.1
INTEGRA	6533 VT2PRIB	VT2PB	115	251.4	21.8	4	\$828	29	228.6	264.4	268.9	260.3	233.7	252.7
FS INVISION	FS 6106X RIB	STX,B	111	251.3	18.5	3	\$852	10	251.2	261.6	244.6	257.5	225.7	267.1
PROHARVEST	8360 VT2PRIB	VT2PB	113	251.1	20.9	2	\$833	28	210.6	259.6	275.5	260.5	239.7	260.6
PROHARVEST	8324 VT2PRIB	VT2PB	113	250.8	19.1	4	\$844	18	198.7	283.3	273.6	249.6	241.4	258.2
NK BRAND	NK1239-5122-EZR	5122,B	112	249.8	20.2	3	\$835	26	225.2	276.6	276.8	245.0	218.8	256.6
GOLDEN HARVEST	G14N11-5222-EZR	5222,B	114	249.8	21.3	4	\$825	30	216.4	251.9	252.8	271.2	223.9	282.6
PROHARVEST	84P93 SSTXRIB	STX,B	114	249.5	21.6	4	\$824	31	235.6	250.3	273.1	241.0	238.7	258.5
WYFFELS	W6978	STX	111	248.7	18.5	3	\$843	21	251.7	247.1	258.3	247.0	239.7	248.4
NUTECH	72B7CYFR	QR	112	248.5	19.7	3	\$835	25	264.0	244.1	265.4	236.1	234.4	247.2
FS INVISION	FS 6194V RIB	VT2PB	111	247.8	17.6	4	\$844	17	205.8	259.1	248.7	244.3	269.5	259.7
LEWIS	12DT371	TRE,B	112	246.0	18.2	4	\$834	27	210.3	242.2	245.5	251.8	255.7	270.3
PIONEER	P1108Q CK	QR,B	111	253.1	19.5	4	\$849	13	222.8	252.4	276.9	249.0	249.6	268.1
Averages =				246.9			\$20	3	224.6	254.2	260.6	246.7	234.4	260.9
LSD (0.10) =				11.2			\$1	1.4	12.7	16.0	12.3	20.6	19.5	12.9

Corn Results: ILEC (See site description on page 6)

EARLY-SEASON TEST 105-110 Day CRM | Top 30 of 54 tested

Results in BOLD are significantly above test average.

Company/Brand	Product/Brand	Technology	Relative Maturity	Yield (Bu/A)	Moisture (%)	Lodging (%)	Gross Income (\$/A)	Gross Income Rank	Forsyth	Gridley	Thomasboro [†]	Toluca	Tuscola	Watseka
NTEGRA	6061 VT2PRIB	VT2P	110	269.3	20.4	2	\$900	1	284.8	221.6	284.3	280.8	276.4	267.9
DYNA-GRO	D50VC78	VT2P	110	256.6	18.1	3	\$872	2	281.6	220.0	274.0	265.8	247.6	250.6
PURPLE RIBBON	21A09	VT2P	109	255.5	19.7	2	\$857	5	264.7	203.4	274.5	271.1	261.3	257.8
STONE	5858RIB	STX,B	108	253.8	17.9	2	\$863	3	273.9	224.4	246.5	255.4	265.9	256.6
AUGUSTA	1259	3330,B	109	253.0	19.9	12	\$847	8	278.7	214.1	238.8	257.4	263.8	265.4
GOLDEN HARVEST	G10D21-3330-EZR	3330,B	110	253.0	20.4	2	\$844	11	262.7	225.5	263.0	268.5	241.2	256.8
HEFTY	H5812VT2PRIB	VT2PB	108	252.8	17.6	2	\$861	4	247.7	200.5	277.9	265.7	255.4	269.3
GREAT HEART	HT-6948VT2P	VT2PB	109	252.5	20.1	1	\$841	12	239.5	217.0	272.2	276.6	237.5	272.1
WYFFELS	W6408RIB	STX,B	110	252.4	19.6	2	\$846	9	241.8	217.0	276.4	275.5	249.0	255.0
NK BRAND	NK1026-3330-EZR	3330,B	110	251.9	20.5	3	\$840	16	251.3	218.4	271.0	269.7	243.4	257.8
NUTECH	70A8AM	AM,B	110	251.8	19.1	2	\$849	7	259.2	218.4	273.0	276.5	245.2	238.5
GREAT HEART	HT-7003VT2P	VT2PB	110	251.0	19.8	2	\$839	18	247.5	223.1	259.1	270.5	252.4	253.3
FS INVISION	FS 5909D2A EZR	5222A,B	109	250.9	19.4	6	\$844	10	276.0	223.3	258.8	249.3	246.7	251.3
WYFFELS	W5516RIB	VT2PB	108	250.8	18.1	2	\$852	6	254.2	226.2	258.9	264.8	252.5	248.4
SUN PRAIRIE	SP2508	STX	110	250.8	19.4	2	\$841	14	247.4	232.4	246.5	278.3	257.0	243.2
NUTECH	70F2Q	QR,B	110	249.9	19.2	3	\$841	13	250.3	210.2	254.9	268.7	257.8	257.5
AUGUSTA	1060 GC	3330	109	249.8	20.8	3	\$830	27	250.8	221.0	265.5	272.9	250.7	238.0
RENK	RK805VT2P	VT2P	110	249.4	18.8	2	\$841	15	259.4	217.8	251.3	280.8	227.9	259.4
STONE	6078RIB	STX,B	110	249.3	20.1	5	\$831	26	256.6	216.5	239.4	271.5	252.6	259.0
STONE	0931SS	STX,B	109	248.7	19.9	5	\$831	25	248.7	221.1	248.5	262.4	244.5	266.8
SUN PRAIRIE	SP2504	VT2P	110	248.6	19.4	3	\$834	22	262.0	206.8	255.6	271.3	252.7	243.1
RENK	RK765VT2PRIB	VT2PB	109	248.3	18.8	1	\$837	19	241.3	225.3	262.5	264.4	246.1	250.1
HEFTY	H5944SS	STX	109	248.1	18.3	2	\$840	17	227.8	212.2	283.2	264.9	251.2	249.5
NUTECH	68A7AM	AM,B	107	246.6	18.2	2	\$835	20	266.7	198.5	266.4	277.1	248.1	222.9
HEFTY	H5832VT2PRIB	VT2PB	108	246.1	19.0	2	\$828	28	251.4	218.2	247.2	274.7	236.3	249.0
PIONEER	P0720Q GC	QR,B	107	246.0	17.9	2	\$835	21	243.4	216.2	236.2	270.7	254.9	254.5
INTEGRA	5719 VT2PRIB	VT2PB	107	245.9	18.2	2	\$832	24	235.8	206.9	244.4	271.1	261.5	255.9
PIONEER	P1099Q GC	QR,B	110	245.8	19.4	2	\$824	31	237.9	223.7	243.4	269.5	250.0	250.4
RENK	RK700SSTX	STX	107	245.3	18.7	2	\$827	30	249.6	213.5	255.8	276.4	243.3	233.1
PIONEER	P0825AMXT GC	AMXT,B	108	245.1	18.6	4	\$828	29	245.0	215.2	233.6	276.5	256.5	243.8
PIONEER	P1108Q CK	QR,B	111	248.6	20.0	7	\$833	23	272.5	209.1	251.5	256.1	251.2	251.3
Averages =				243.6			\$19	3	249.3	208.5	251.3	265.5	244.7	242.0
LSD (0.10) =				8.7			\$1	2.7	10.8	14.0	20.6	9.8	13.3	16.8

FULL-SEASON TEST 111-115 Day CRM | Top 30 of 54 tested

Results in BOLD are significantly above test average.

HEFTY	H6244SS	STX	112	262.2	21.8	4	\$865	1	265.6	233.8	259.1	267.4	277.4	269.8
NUTECH	74B6AM	AM,B	114	259.2	20.5	5	\$863	2	277.5	253.3	219.7	277.6	259.8	267.6
GREAT HEART	HT-7256DGV2P	VT2PDG,B	112	257.9	21.9	1	\$846	8	263.4	247.9	226.7	268.4	264.5	276.3
HEFTY	H6132VT2PRIB	VT2PB	111	257.0	20.0	2	\$859	3	257.1	230.3	252.5	273.3	255.3	273.6
GREAT HEART	HT-7123VT2P	VT2PB	111	256.9	20.7	2	\$852	4	264.3	231.7	246.6	270.9	266.9	260.8
HEFTY	H6134SSRIB	STX,B	111	256.9	21.2	3	\$850	7	263.0	246.4	258.3	269.1	253.3	251.2
FS INVISION	FS 6306T RIB	TRE,B	113	256.5	20.8	3	\$851	6	263.3	233.8	244.0	273.3	260.8	263.8
STONE	6368RIB	STX,B	113	255.5	21.7	6	\$841	9	271.5	241.8	233.3	274.6	256.9	255.0
FS INVISION	FS 6406X RIB	STX,B	114	255.1	22.9	4	\$833	14	278.3	235.5	218.8	256.5	266.6	275.2
PURPLE RIBBON	20A11VT2PRIB	VT2PB	111	254.9	20.1	2	\$852	5	258.5	232.1	252.1	248.8	257.5	280.6
PROHARVEST	8360 VT2PRIB	VT2PB	113	254.4	22.8	2	\$832	15	274.5	227.6	213.4	252.8	285.6	272.7
GREAT HEART	HT-7302VT2P	VT2PB	113	254.0	21.3	8	\$840	10	261.1	233.6	236.1	273.1	258.3	262.1
INTEGRA	6410 VT2PRIB	VT2PB	114	253.5	21.4	7	\$837	11	264.5	229.2	226.9	277.6	248.3	274.5
PURPLE RIBBON	18A12VT2PRIB	VT2PB	112	253.0	21.9	5	\$831	16	251.9	227.2	239.7	267.0	260.8	271.3
PURPLE RIBBON	20R13	VT2PDG,B	113	252.9	21.9	2	\$830	17	259.8	250.9	216.3	261.0	264.2	265.2
FS INVISION	FS 6595V RIB	VT2PB	115	252.2	23.6	2	\$817	21	271.0	236.1	214.7	257.9	266.4	266.9
HEFTY	H6525TRERIB	TRE,B	115	251.1	22.5	3	\$822	19	247.8	228.2	232.7	272.0	270.6	255.5
FS INVISION	FS 6106X RIB	STX,B	111	250.9	20.4	3	\$835	12	256.4	232.5	236.9	251.3	271.4	257.1
GREAT HEART	HT-7240DGV2P	VT2PDG,B	112	250.8	20.5	4	\$834	13	250.1	227.9	242.0	262.3	254.8	267.8
DEKALB	DKC63-34RIB GC	STX,B	113	250.2	22.2	2	\$819	20	252.8	223.5	233.8	260.3	261.7	268.9
RENK	RK882SSTX	STX	111	248.8	21.4	5	\$822	18	270.5	211.2	215.5	267.1	271.3	257.2
RENK	RK945DGV2P	VT2PDG,B	115	248.5	22.4	2	\$813	24	262.1	256.2	201.8	260.2	238.1	272.3
WYFFELS	W7876RIB	VT2PB	114	247.9	23.0	2	\$805	28	274.6	239.9	170.6	263.2	259.4	279.5
NUTECH	5FB-2213AM	AM,B	113	247.0	21.1	4	\$817	22	248.1	224.9	214.1	266.5	250.8	278.0
DYNA-GRO	D55VC80	VT2P	115	246.4	23.3	2	\$802	29	270.3	247.3	211.4	223.1	265.0	261.4
NUTECH	72B7CYFR	QR	112	244.8	21.1	5	\$811	25	239.7	221.1	237.1	253.2	253.9	263.6
NUTECH	71F5CYFR	QR	111	243.5	20.4	2	\$811	26	245.2	221.5	234.8	251.1	242.8	265.9
STONE	6198RIB	STX,B	111	243.3	20.7	3	\$808	27	275.7	223.9	208.5	243.6	246.4	261.6
WYFFELS	W7726RIB	VT2PB	113	242.3	21.9	3	\$799	31	259.3	224.6	222.0	245.8	238.6	263.8
WYFFELS	W6978	STX	111	241.9	20.9	1	\$800	30	252.1	232.3	193.3	255.1	252.3	266.3
PIONEER	P1108Q CK	QR,B	111	245.3	20.5	4	\$815	23	262.7	231.4	214.2	254.6	255.1	253.6
Averages =				246.7			\$22	3	257.6	229.4	220.4	257.9	255.8	260.1
LSD (0.10) =				10.0			\$1	2.8	11.7	13.7	29.9	10.4	10.6	14.6

[†] 2 replications full-season test

Corn Results: **ILSO** (See site description on page 6)

EARLY-SEASON TEST 107–112 Day CRM | Top 30 of 40 tested

Results in **BOLD** are significantly above test average.

Company/Brand	Product/Brand	Technology	Relative Maturity	Yield (Bu/A)	Moisture (%)	Lodging (%)	Gross Income (\$/A)	Gross Income Rank	Belleville	Effingham#	Flora*	Nashville	Salem*
AXIS	63H27	VT2PB	112	202.3	20.5	1	\$675	1	204.7	214.0	—	199.9	—
GREAT HEART	HT-7256DGV2P	VT2PDG,B	112	192.5	20.0	1	\$646	2	200.5	161.9	—	184.5	—
GOLDEN HARVEST	G10D21-3330-EZR	3330,B	110	187.2	19.2	1	\$631	3	182.8	193.6	—	191.6	—
WYFFELS	W7338	STX	112	186.4	19.7	1	\$627	7	195.3	176.3	—	177.5	—
STONE	6072RIB	VT2PB	110	186.0	18.9	1	\$630	4	190.8	176.2	—	181.3	—
NUTECH	68A7AM	AM,B	107	186.0	19.3	1	\$627	8	186.8	179.1	—	185.1	—
FS INVISION	FS 6106X RIB	STX,B	111	185.7	19.0	1	\$628	6	182.0	184.8	—	189.4	—
GOLDEN HARVEST	G10L16-5222A-EZR	5222A,B	110	185.5	20.4	1	\$620	11	191.1	181.4	—	179.9	—
DYNA-GRO	D52VC15	VT2P	112	185.4	18.6	1	\$629	5	187.6	160.2	—	183.3	—
FS INVISION	FS 62ZV1 RIB	VT2PB	112	185.2	19.2	1	\$625	9	194.8	170.1	—	175.6	—
AUGUSTA	1060	3330	109	185.2	19.4	1	\$624	10	178.8	178.6	—	191.6	—
ARMOR	A1029	VT2P	110	182.7	19.4	1	\$615	15	179.5	155.1	—	186.0	—
NUTECH	70A8AM	AM,B	110	182.3	19.1	1	\$616	14	178.7	186.1	—	186.0	—
STONE	DG5942RIB	VT2PDG,B	109	181.7	18.5	1	\$617	13	174.3	190.5	—	189.1	—
WYFFELS	W6978	STX	111	181.4	19.5	1	\$611	16	181.6	166.7	—	181.3	—
AXIS	63D28	VT2PB	112	179.7	18.7	1	\$610	17	184.7	185.3	—	174.7	—
PIONEER	P1108Q GC	QR,B	111	179.1	19.6	1	\$602	19	180.7	180.7	—	177.6	—
FS INVISION	FS 6107T RIB	TRE,B	111	178.9	18.7	1	\$606	18	170.5	178.3	—	187.3	—
NUTECH	68B3AML	AML,B	108	178.7	19.4	1	\$602	20	181.5	181.6	—	176.0	—
AXIS	62A28	VT2PB	112	178.4	19.3	1	\$601	21	172.8	193.6	—	184.0	—
WYFFELS	W6826RIB	VT2PB	111	177.6	19.5	1	\$598	22	175.7	150.9	—	179.5	—
NUTECH	72B7CYFR	QR	112	177.5	20.0	1	\$595	26	176.4	167.8	—	178.6	—
NK BRAND	NK1188-5122-EZR	5122,B	111	177.4	19.9	1	\$596	24	181.5	162.9	—	173.2	—
GREAT HEART	HT-7148TRE	TRE,B	111	176.6	18.9	1	\$597	23	170.0	192.8	—	183.2	—
NUTECH	5FB-9909AM	AM,B	109	175.6	18.8	1	\$596	25	180.7	167.9	—	170.6	—
STONE	1221TRE	TRE,B	112	174.9	20.2	1	\$585	31	179.7	164.8	—	170.2	—
NK BRAND	NK1082-3330A-EZR	3330A,B	110	174.8	19.8	1	\$587	30	174.8	182.8	—	174.8	—
AXIS	60K23	VT2PB	110	174.5	19.1	1	\$590	27	184.2	171.1	—	164.8	—
GREAT HEART	HT-7123VT2P	VT2PB	111	174.5	19.2	1	\$588	29	167.0	155.2	—	182.0	—
DEKALB	DKC61-40RIB GC	STX,B	111	174.1	18.6	1	\$590	28	163.9	187.7	—	184.4	—
PIONEER	P1366AMXT CK	AMXT,B	113	183.4	19.8	1	\$617	12	203.5	189.3	—	163.3	—
Averages =				178.8			\$19	1	179.7	175.8		178.0	
LSD (0.10) =				12.4			\$1	ns	10.8	16.5		9.0	


FULL-SEASON TEST 113–117 Day CRM | Top 30 of 40 tested

Results in **BOLD** are significantly above test average.


PROHARVEST	8360 VT2PRIB	VT2PB	113	206.1	22.1	1	\$678	1	222.0	201.2	—	190.3	—
STONE	6542RIB	VT2PB	115	205.9	22.4	1	\$676	2	215.1	198.9	—	196.7	—
ARMOR	1447PRO2	VT2P	114	201.4	20.9	1	\$670	3	211.2	209.0	—	191.6	—
FS INVISION	FS 6606T RIB	TRE,B	116	200.7	21.3	2	\$665	4	198.4	210.5	—	203.1	—
WYFFELS	W7956RIB	VT2PB	114	199.7	21.2	1	\$662	5	198.6	179.7	—	200.9	—
GOLDEN HARVEST	G14N11-5222-EZR	5222,B	114	197.9	21.4	1	\$654	6	186.0	158.3	—	209.8	—
NUTECH	74B6AM	AM,B	114	196.7	20.9	1	\$654	7	205.2	205.0	—	188.2	—
HEFTY	H6525TRERIB	TRE,B	115	196.0	22.3	1	\$644	9	207.9	—	—	184.2	—
FS INVISION	FS 6306T RIB	TRE,B	113	194.7	20.1	1	\$653	8	213.7	198.4	—	175.6	—
STONE	1721DP	VT2PB	117	194.4	24.3	1	\$627	17	204.1	214.6	—	184.8	—
NUTECH	75G1YHR	OI	115	194.2	22.0	1	\$640	10	205.7	155.5	—	182.8	—
FS INVISION	FS 6595V RIB	VT2PB	115	193.4	22.8	1	\$633	14	205.4	204.1	—	181.5	—
DYNA-GRO	D54VC34	VT2P	114	192.9	21.4	1	\$639	11	201.6	182.9	—	184.3	—
NK BRAND	NK1460-5222-EZR	5222,B	114	192.4	21.5	1	\$636	12	190.3	179.6	—	194.4	—
GOLDEN HARVEST	G13Z50-3220-EZR	3220,B	113	191.2	21.8	1	\$630	16	189.3	171.9	—	193.2	—
HEFTY	H6532VT2PRIB	VT2PB	115	190.8	21.5	1	\$631	15	197.7	190.0	—	183.9	—
WYFFELS	W7876RIB	VT2PB	114	190.8	21.0	1	\$634	13	194.1	183.5	—	187.5	—
DYNA-GRO	D55VC80	VT2P	115	190.6	22.4	1	\$625	19	197.6	176.7	—	183.5	—
NUTECH	78A1YHR	OI	117	189.4	21.6	1	\$626	18	200.1	194.0	—	178.6	—
NUTECH	E74C1YHR	OI	114	188.4	21.5	1	\$623	20	195.4	197.8	—	181.3	—
GREAT HEART	HT-7337VT2P	VT2PB	113	187.4	22.1	1	\$617	24	190.9	197.6	—	183.8	—
ARMOR	A1575	VT2P	115	187.1	22.5	1	\$613	26	191.7	195.0	—	182.6	—
FS INVISION	FS 6406X RIB	STX,B	114	186.9	21.6	1	\$618	23	196.3	186.9	—	177.6	—
WYFFELS	W7726RIB	VT2PB	113	186.7	21.6	1	\$617	25	192.3	172.6	—	181.1	—
PROHARVEST	84P93 SSTXRIB	STX,B	114	186.1	21.8	1	\$613	27	191.3	168.3	—	180.9	—
STONE	DG6382RIB	VT2PDG,B	113	186.1	20.2	1	\$622	21	192.9	187.2	—	179.3	—
PIONEER	P1353Q GC	QR,B	114	185.7	21.9	1	\$612	28	197.6	—	—	173.9	—
HEFTY	H6524SSRIB	STX,B	115	184.7	22.0	1	\$608	31	187.6	158.6	—	181.8	—
GREAT HEART	HT-7425DGV2P	VT2PDG,B	114	184.6	21.6	1	\$610	29	188.5	168.4	—	180.8	—
PROHARVEST	8324 VT2PRIB	VT2PB	113	181.5	19.8	1	\$609	30	187.6	204.2	—	175.4	—
PIONEER	P1366AMXT CK	AMXT,B	113	186.6	21.2	1	\$620	22	206.6	176.4	—	166.6	—
Averages =				189.1			\$22	1	195.8	185.5		182.4	
LSD (0.10) =				11.4			\$1	ns	10.7	19.3		9.0	


* Flora and Salem: lost due to heavy rainfall and poor emergence. # Early- and full-season test results rejected, not included in summary.


CORN PRODUCTS TESTED

Product/Brand	Technology	Maturity	RIB	STrt	Region(s) Tested
ARMOR Armor Seed, LLC (WinField United)					
www.armorseed.com 20 Ferri Dr, Cleveland, MS 38732 (870) 336-2290					
					
1299PRO2	VT2P	112	N	ZN	ILSOa
1447PRO2	VT2P	114	N	ZN	ILSOB
A0711	VT2P	107	N	ZN	IAECa, IANCb, ILSOa, WISOb
A1029	VT2P	110	N	ZN	IAECa, IANCb, ILSOa
A1575	VT2P	115	N	ZN	IAECB, ILSOb
X19105A	VT2P	105	N	ZN	WISOb
X19108A	3330	108	N	ZN	IANCb, WISOb


AUGUSTA Augusta Seed Corporation					
www.augustaseed.com PO Box 899, Verona, VA 24482 (540) 886-6055					
					
1059	3110	109	N	AVC,C5	IAWCa, INCEa, KSNEa, NCTsb, OHNWb, PACE
1060	3330	109	N	CM,C2	ILSOa, INCEa, INNOB, OHNWb, PACE, PASE
1259	3330,B	109	Y	AVC,C5	IAECa, IANWb, IASOa, IAWCa, ILECa, ILNOa, INCEa, INNOB, MOCEa, MONOa, NENEa, OHNWb
2050	VT2P	100	N	AC,P5V	IANOu, MISOa, MNSEa, NCTSa, WICEb, WISOa
2150 GC	3110	100	N	AC,P2	WICEb, WISOa
2345	3220,B	95	Y	C2	MNSEa, MNSOu, WICEa
2448-3220 GC	3220	98	N	C2	WICEa
2541	3010A	91	N	C2	MNEC, WICEa
2545	5122,B	95	Y	AVC,C2	IANOu, MNEC, MNSOu, MNSWa, MNWCa, WICEa
2651 GC	3122,B	101	Y	CM,C2	WICEb
2847 GC	3111	97	N	CM,C1	WICEa
2852 GC	3000GT	102	N	CM,C1	WICEb
2856	3220,B	106	Y	AVC,C2	IANCa, ILECa, ILNOa, INNOa, OHNWa, WISOb
3052	5222,B	102	Y	AVC	MNSEa, MNSWa, WICEb
3053	5222,B	103	Y	AVC,C2	IANWb, MISOb, MNSEb, NCTSa, OHNWa, WISOa
3058-3120	3120	108	N	CM,C2,Vi	IASOa, ILNOa
4054-5122	5122,B	104	N	CM,C2	ILNOu, MISOb, NCTSa, WISOa
4463	VT2P	112	N	CM,C1	DMNO, INCEb, PASE
4565-3220	3220	115	N	CM,C2	INCEb
4658-3220	3220	108	N	CM,C2	IASOa, INCEa
4757	VT2P	107	N	AC,P5V	IANCb, NCTsb, PACE
4858-3010	3010	108	N	CM,C2	INCEa, INNOa
4958-3120	3120,B	108	Y	CM,C2	IAECa, ILECa, ILWCa, OHNWa, PACE
6162	3220,B	112	Y	AVC,C5	IAECb, ILECb, INNOB, NESEa

AXIS Axis Complete, LLC (Axis Seed)					
www.axiscomplete.com 3955 Floraville Rd, Waterloo, IL 62298 (618) 979-9938					
					
60K23	VT2PB	110	Y	AC250	ILSOa
62A28	VT2PB	112	Y	AC250	ILSOa
63D28	VT2PB	112	Y	AC250	ILSOa
63H27	VT2PB	112	Y	AC250	ILSOa


BURRUS Burrus Bros. & Assoc. Growers					
www.burruseed.com 826 Arenzville Rd, Arenzville, IL 62611 (877) 4-BURRUS					
					
POWER PLUS 1K12AM	AM,B	100	Y	Lum,P1V	WISOa
POWER PLUS 1M78AM	AM,B	103	Y	Lum,P1V	NCTSa, WISOa
POWER PLUS 3M62AM	AM,B	107	Y	BPS	ILNOa, NCTsb, WISOb
POWER PLUS 3V14AM	AM,B	106	Y	BPS	WISOb
POWER PLUS 4F71AM	AM,B	109	Y	BPS	ILNOa, MOCEa, MONOa, NCTsb
POWER PLUS 5N78 Q	QR,B	111	Y	BPS	ILNOB, NCTsb
POWER PLUS 6J92AM	AM,B	113	Y	Lum,P1V	ILNOB

CHANNEL Channel Brand (Bayer CropScience)					
www.channel.com 800 N Lindbergh Blvd, St. Louis, MO 63167 (800) 768-6387					
					
194-49DGV2PRIB	VT2PDG,B	94	Y	na	WICEa
199-11SXTRIB	STX,B	99	Y	na	MNSEa, WICEb, WISOa
199-11VT2PRIB	VT2PB	99	Y	na	WICEb

Product/Brand	Technology	Maturity	RIB	STrt	Region(s) Tested
200-67VT2PRIB	VT2PB	100	Y	na	MNSEa, WICEb
201-67STXRIB	STX,B	101	Y	na	WISOa
204-25STXRIB	STX,B	104	Y	na	NCTSa
205-63STXRIB	STX,B	105	Y	AC,P5V,EDC-B	WISOb
207-42STXRIB	STX,B	107	Y	na	NCTsb, WISOb
209-06STXRIB	STX,B	109	Y	na	NCTsb
213-72VT2PRIB	VT2PB	113	Y	na	INCEb
213-93STXRIB	STX,B	113	Y	na	INCEb
214-78DGV2PRIB	VT2PDG,B	114	Y	na	INCEb

CORNELIUS Cornelius Seed					
www.corneliusseed.com 14760 317th Ave, Bellevue, IA 52031 (800) 218-1862					
					
7228VT2P	VT2P	112	N	na	IAECb, ILNOb
C385DP	VT2P	103	N	na	WISOa
C461SS	STX	106	N	na	NCTSa, WISOb
C478DP	VT2P	105	N	CM,C2,Vi	IANCa, ILNOu, WISOb
C573DP	VT2P	108	N	na	NCTsb
C575DP	VT2P	109	N	na	IANCb, ILNOa, ILWCa
C577SS	STX	109	N	na	ILNOa, ILWCa, NCTsb
C6209DP	VT2P	102	N	na	IANCa, WISOa
C6401SS	STX	104	N	P5V	IANWb, ILNOu, NCTSa, WISOa
C6438DP	VT2P	104	N	CM,C2,Vi	IANCa, IANWb, ILNOu, NCTSa, WISOa
C6720DP	VT2P	107	N	na	ILNOa
C7004DP	VT2P	110	N	AC,P5V,EDC-B	IAECa, IANCb, IANWb, ILWCa, NCTsb
C7270DP	VT2P	112	N	na	IAECb, ILNOB, ILWCb
C7308SS	STX	113	N	na	IAECb, ILNOB, ILWCb
C7366DGBP	VT2PDG	113	N	na	IAECb, ILWCb

DAIRYLAND Dairyland Seed Co., Inc. (Corteva Agriscience)					
www.dairylandseed.com PO Box 958, West Bend, WI 53095 (800) 236-0163					
					
DS-3519AM	AM,B	96	Y	Lum,P1V	MNSOu, MNWCa, WICEa
DS-3550AM	AM	95	Y	Lum,P5V	MNEC, MNSOu, MNWCa, RRSOb, SDNEa, WICEa
DS-3715AMRIB	AM,B	97	Y	Lum,P5V	MISOa, MNSEa, MNWCa, SDNEb, WICEa
DS-3750AMRIB	AM,B	97	Y	Lum,P1V	MNSWa, MNWCa, SDNEb, WICEa
DS-3810Q	QR,B	98	Y	Lum,P1V	MISOa, MNSEa, MNSWa, MNWCa, SDNEb, SDSEa, WICEa
DS-4000AMXTRIB	AMXT,B	100	Y	Lum,P1V	MISOa, MNSEa, MNSWa, MNWCa, SDNEb, SDSEa, WICEb
DS-4014Q	QR,B	100	Y	Lum,P1V	MISOa, MNSEa, MNSWa, MNWCa, SDNEb, SDSEa, WICEb, WISOa
DS-4018AM	AM,AQ,B	101	Y	Lum,P5V	ILNOu, MISOa, MNSEa, MNSWa, MNWCa, NCTSa, SDSEa, WICEb, WISOa
DS-4310AMRIB	AM,B	104	Y	Lum,P5V	ILNOu, INNOa, MISOb, MNSEb, MNSWb, NCTSa, SDSEb, WISOa
DS-4440AM	AM,B	104	Y	Lum,P5V	ILNOu, INNOa, MISOb, MNSEb, MNSWb, NCTSa, SDSEb, WISOa
DS-4580Q	QR,B	104	Y	Lum,P5V	ILNOu, INNOa, MISOb, MNSEb, MNSWb, NCTSa, SDSEb, WISOa
DS-4840AM	AM,B	108	Y	Lum,P1V	ILNOa, INCEa, INNOa, NCTsb, WISOb
DS-4878AM	AM,B	108	Y	Lum,P1V	ILNOa, INCEa, INNOa, NCTsb, WISOb
DS-4910AML	AML,B	109	Y	Lum,P1V	ILNOa, INCEa, INNOa, NCTsb
DS-5018AM	AM,B	110	Y	Lum,P5V	ILNOB, INCEa, INNOB, NCTsb
DS-5144Q	QR,B	111	Y	Lum,P1V	ILNOB, INCEb, INNOB
DS-5210AM	AM,B	112	Y	Lum,P1V	ILNOB, INCEb, INNOB
DS-5279Q	QR,B	113	Y	Lum,P1V	ILNOB, INCEb
DS-5319AM	AM,B	112	Y	Lum,P1V	ILNOB, INCEb
DS-5323AM	AM,B	114	Y	Lum,P1V	INCEb

DEKALB DeKalb Brand (Bayer CropScience)					
www.dekalb.com 800 N Lindbergh Blvd, St. Louis, MO 63167 (800) 768-6387					
					
DKC49-44RIB GC	STX,B	99	Y	na	IANOu, SDNEb, SDSEb, WICEb

For more yield results visit www.firstseedtests.com
FIRST does not make product endorsements.

CORN PRODUCTS TESTED

Product/Brand	Technology	Maturity	RIB	STrt	Region(s) Tested
DKC51-98RIB GC	STX,B	101	Y na		NCTSa
DKC52-18RIB GC	STX,B	102	Y na		WISOa
DKC53-27RIB GC	STX,B	103	Y na		WISOa
DKC54-64RIB GC	STX,B	104	Y AC,P5V,EDC-EL		ILNOu, MNSEb, MNSWb
DKC55-53RIB GC	STX,B	105	Y AC,P5V,EDC-EL		IANCa, INCEa, MNSEb, MNSWb, WISOb
DKC56-65RIB GC	STX,B	105	Y na		WISOb
DKC58-64RIB GC	STX,B	108	Y na		ILECa, NCTsb, PACE
DKC59-81RIB GC	STX,B	109	Y AC,P5V,EDC-B		IANCa, ILNOa, ILWCa, INCEa, NCTsb
DKC61-40RIB GC	STX,B	111	Y AC,P5V,EDC-B		IANCb, ILSOa, INCEb
DKC63-34RIB GC	STX,B	113	Y na		ILECb
DKC64-87RIB GC	STX,B	114	Y na		ILWcb

DYNA-GRO | Dyna-Gro Seed (Nutrien Ag Solutions)

www.dynagroseed.com
3005 Rocky Mountain Ave, Loveland, CO 80538 | (970) 685-3300



D37VC64RIB GC	VT2PB	97	Y AC,P5V,EDC-B		WICEa
D44SS54	STX	104	N AC,P5V,EDC-B		MNSEb, NCTSa, WISOa
D49SS70	STX	109	N AC,P5V,EDC-B		ILECa, ILNOa, ILWCa, NCTsb, PACE
D49VC70	VT2P	109	N AC,P5V,EDC-B		IAWCa, INCEa, OHNWb
D50SS48	STX	110	N AC,P5V,EDC-B		ILNOb
D50VC78	VT2P	110	N AC,P5V,EDC-B		IAECA, IANWb, IAWCa, ILECa, ILWCa, INCEa, NENEa
D51SS61	STX	111	N AC,P5V,EDC-B		NCTsb
D51VC41	VT2P	111	N AC,P5V,EDC-B		IASOa, IAWCb, ILNOb, INCEb, NESEa
D51VC67	VT2P	110	N AC,P5V,EDC-B		ILWcb, INNOb
D52DC82	VT2PDG	112	N AC,P5V,EDC-B		ILSOa, MOCEa, NENEb, NESEa
D52VC15	VT2P	112	N AC,P5V,EDC-B		ILSOa, INCEb, INNOb, OHNWb
D54SS34	STX	114	N AC,P5V,EDC-B		ILECb, ILWcb
D54VC34	VT2P	114	N AC,P5V,EDC-B		IAECb, IASOb, IAWCb, ILSOb, INCEb, KSNEb, MOCEb, MONOb, NENEb, NESEb
D55VC80	VT2P	115	N AC,P5V,EDC-B		DMNO, ILECb, ILSOb, ILWcb, PASE

EBBERTS | Ebberts Field Seeds, Inc.

www.ebbertsseeds.com
6840 N. State Rt 48, Covington, OH 45318 | (937) 473-2521



6121VT2PRIB	VT2PB	111	Y AC 250,ln		INCEb, INNOb, OHNWb
6138VT2PRIB	VT2PB	108	Y AC 250,ln		INCEa, INNOa, OHNWa
6550VT2P RIB	VT2PB	110	Y AC 250,ln		INCEa, INNOb, OHNWb
6552VT2PRIB	VT2PB	112	Y AC 250,ln		INCEb, INNOb, OHNWb
6883VT2PDG	VT2PDG,B	113	Y AC 250,ln		INCEb, INNOb, OHNWb
6899VT2PRIB	VT2PB	108	Y AC 250,ln		INCEa, INNOa, OHNWa
6910VT2P RIB	VT2PB	110	Y AC 250,ln		INCEa, INNOb, OHNWb

FEDERAL | Federal Hybrids

www.federalhybrids.com
209 3rd St NE, West Bend, IA 50597 | (515) 887-5888



4580 VT2PRIB	VT2PB	95	Y AC,P2,MAG		IANOu, MNEC, MNWCa, WICEa
4680 VT2PRIB	VT2PB	96	Y AC,P2,MAG		MNSOu, SDNEb, WICEa
4700 STXRIB	STX,B	97	Y AC,P5V,MAG		MNSEa, SDNEb, WICEa
4880 VT2PRIB	VT2PB	98	Y AC,P2,MAG		MNWCa, WICEa
4990 VT2PRIB	VT2PB	99	Y AC,P2,MAG		IANOu, MNSEa, SDNEb, WICEb
5110 STX	STX	101	N AC,P5V,MAG		MNSEa, MNSWa, MNWcb, WICEb
5280 VT2PRIB	VT2PB	102	Y AC,P2,MAG		IANCa, IANWa, MNSEa, MNWcb, NCTSa, WICEb
5300 VT2PRIB	VT2PB	103	Y AC,P2,MAG		NCTSa, WISOa
5510 VT2P	VT2P	105	N AC,P5V,MAG		NCTSa
5690 VT2PRIB	VT2PB	106	Y AC,P2,MAG		IANCa, IANWa, NCTSa, WISOb

FS INVISION | FS InVision (GROWMARK, Inc.)

www.fssystem.com/Products-Services/Agriculture/FS-Seed/FS-InVISION
1701 Towanda Ave, Bloomington, IL 61701 | (309) 557-6000



FS 4507V RIB	VT2PB	95	Y AC,P5V		WICEa
FS 4507X RIB	STX,B	95	Y AC,P5V		WICEa
FS 47T11 RIB	VT2PB	97	Y AC,P2		IANOu, MISOa, WICEa
FS 5098X RIB	STX,B	100	Y AC,P5V		IANOu, MISOa, WICEb, WISOa

Product/Brand	Technology	Maturity	RIB	STrt	Region(s) Tested
FS 51QX1 RIB	STX,B	101	Y AC,P5V		IANCa, IANWa, ILNOu, MISOa, NCTSa, WICEb, WISOa
FS 53ZX1 RIB	STX,B	103	Y AC,P5V		IANCa, IANWa, ILNOu, MISOa, NCTSa, WISOa
FS 5594X RIB	STX,B	105	Y AC,P5V		IAECA, IANCa, IANWa, IAWCa, ILNOu, ILWCa, INCEa, INNOa, MISOb, NCTSa, WISOb
FS 55RL1 EZR	3220,B	105	Y AC,P2		IANCa, IANWa, ILNOu, MISOb, NCTSa, OHNWa
FS 5704V RIB	VT2PB	107	Y AC,P5V		ILNOa, INCEa, INNOa, MISOb, MONOa, NCTsb, OHNWa, WISOb
FS 5704X RIB	STX,B	107	Y AC,P5V		IAECA, IAWCa, ILECa, ILNOa, ILWCa, MISOb, NCTsb, OHNWa, WISOb
FS 5892V RIB	VT2PB	108	Y AC,P5V		IAECA, IANCb, IANWb, IAWCa, ILECa, ILNOa, ILWCa, INCEa, INNOa, MONOa, NCTsb, OHNWa, WISOb
FS 58RL1 EZR	3220,B	108	Y AC,P2		IANCb, IANWb, ILECa, ILNOa, INCEa, INNOa, NCTsb, OHNWa, WISOb
FS 5909D2A EZR	5222A,B	109	Y AC,P5V		IAECA, IANCb, IANWb, IASOa, IAWCa, ILECa, ILNOa, ILWCa, INCEa, INNOb, NCTsb, OHNWb
FS 60UV1 RIB	VT2PB	110	Y AC,P2		ILSOa, INNOb, MOCEa, OHNWb
FS 60UX1 RIB	STX,B	110	Y AC,P5V		IAECA, IANCb, IANWb, IASOa, IAWCa, ILECa, ILNOb, ILWCa
FS 6106X RIB	STX,B	111	Y AC,P5V		IAECb, IASOa, IAWCb, ILECb, ILNOb, ILSOa, ILWcb, MOCEa, OHNWb
FS 6107T RIB	TRE,B	111	Y AC,P5V		IAECb, IASOb, IAWCb, ILNOb, ILSOa, INCEb, INNOb, MOCEa, MONOa, OHNWb
FS 6194V RIB	VT2PB	111	Y AC,P5V		IASOa, ILNOb, ILSOa, ILWcb, INCEb, INNOb, MOCEa, MONOa, OHNWb
FS 6299L2 EZR	3220,B	112	Y AC,P5V		ILECb, INNOb
FS 62ZV1 RIB	VT2PB	112	Y AC,P2		ILSOa, MOCEa, MONOa
FS 6306T RIB	TRE,B	113	Y AC,P5V		IAECb, IASOb, ILECb, ILSOb, ILWcb, INCEb, MOCEb, MONOb
FS 6395VDG RIB	VT2PDG,B	113	Y AC,P5V		IAECb, IASOb, IAWCb, ILNOb, ILWcb, INCEb, MOCEb, MONOb
FS 6406X RIB	STX,B	114	Y AC,P5V		IAECb, IASOb, IAWCb, ILECb, ILSOb, ILWcb, INCEb, MONOb
FS 6595V RIB	VT2PB	115	Y AC,P5V		IASOb, IAWCb, ILECb, ILSOb, MOCEb, MONOb
FS 6606T RIB	TRE,B	116	Y AC,P5V		IASOb, ILSOb, MOCEb, MONOb
FS 67SV1 RIB	VT2PB	117	Y AC,P2		ILSOa, MOCEb

GOLDEN HARVEST | Golden Harvest Brand (Syngenta)

www.goldenharvestseeds.com
2001 Butterfield Rd, Ste 1600, Downers Grove, IL 60515 | (800) 944-7333




G00H12-5122-EZR	5122,B	100	Y AVC,C2,Vi		IANOu, MISOa, MNSWa, MNWcb, SDNEb, SDSEa, WICEb
G02K39-5122-EZR	5122,B	102	Y AVC,C2,Vi		IANCa, MISOa, MNSEa, MNSWa, MNWcb, NCTSa, SDSEa, WICEb, WISOa
G03R40-5222-EZR	5222,B	103	Y AVC,C2,Vi		IANCa, IANWa, INNOa, MISOa, MNSEb, MNSWb, NCTSa, SDSEb, WISOa
G04G36-3111A	3111A	104	N AVC,C2,Vi		IANWa, INNOa, KSNEa, MISOb, MNSEb, MNSWb, NCTSa, OHNWa, SDSEb, WISOa
G05K08-5122A-EZR	5122A,B	105	Y AVC,C2,Vi		IANWa, SDSEb, WISOb
G08D29-3120A-EZR	3120A,B	108	Y AVC,C5,Vi		IAECA, ILSOa, NENEa, NESEa
G08D29-5122A-EZR	5122A,B	108	Y AVC,C5,Vi		IANCb, IANWb, IAWCa, ILNOa, NCTsb, WISOb
G08M20-3120-EZR	3120,B	108	Y AVC,C5,Vi		ILECa, ILNOa, ILWCa, INCEa, OHNWa
G09A86-3330-EZR	3330,B	109	Y AVC,C5,Vi		ILNOa

CORN PRODUCTS TESTED


Product/Brand	Technology	Maturity	RIB	STrt	Region(s) Tested
G10D21-3330-EZR	3330,B	110	Y	AVC,C5,Vi	IAECa, IANCb, IANWb, IASOa, IAWCa, ILECa, ILNOb, ILSOa, ILWCa, INCEa, INNOb, KSNEa, NCTsb, OHNWb
G10L16-5222A-EZR	5222A,B	110	Y	AVC,C5,Vi	IAECa, IANCb, IANWb, IASOa, IAWCa, ILECa, ILNOb, ILSOa, ILWCa, INCEa, INNOb, MOCEa, MONOa, NCTsb, NENEa, NESEa, OHNWb
G12S75-5122-EZR	5122,B	112	Y	AVC,C5,Vi	IAECb, IASOb, IAWCb, INCEb, INNOb, KSNEb, MOCEa, MONOa, NENEb, NESEa
G13Z50-3220-EZR	3220,B	113	Y	AVC,C5,Vi	IAECb, ILECb, ILNOb, ILSOb, ILWcb, INCEb
G14N11-5222-EZR	5222,B	114	Y	AVC,C5,Vi	IAECb, ILECb, ILSOb, ILWcb, INCEb, MOCEb, MONOb
G15J91-3220-EZR	3220,B	115	Y	AVC,C5,Vi	IASOb, IAWCb, ILSOb, ILWcb, KSNEb, MOCEb, MONOb, NESEb
G15L32-5222-EZR	5222,B	115	Y	AVC,C5,Vi	ILECb
G95D32-3220-EZR	3220,B	95	Y	AVC,C2,Vi	WICEa
G95M41-5122-EZR	5122,B	95	Y	AVC,C2,Vi	IANOu, MNEC, MNSOu, MNWCa, WICEa
G96R61-5222-EZR	5222,B	96	Y	AVC,C2,Vi	MNEC, MNSOu, MNWCa, RRSOb, SDNEb, WICEa
G99E68-5122-EZR	5122,B	99	Y	AVC,C2,Vi	IANOu, MISOa, MNSEa, MNSWa, SDNEb, SDSEa, WICEb, WISOa

GREAT HEART | Great Heart Seed
www.greatheartseed.com
 220 W Washington St, Paris, IL 61944 | (877) 243-2071




HT-6524VT2P	VT2PB	105	Y	na	ILNOu, INNOa
HT-6560VT2P	VT2PB	105	Y	na	ILNOu, INNOa
HT-6948VT2P	VT2PB	109	Y	na	ILECa, ILNOa, ILWCa, INCEa, INNOb
HT-7003VT2P	VT2PB	110	Y	na	ILECa, ILWCa
HT-7105DGV2P	VT2PDG,B	111	Y	na	ILSOa, ILWcb
HT-7123VT2P	VT2PB	111	Y	na	ILECb, ILNOb, ILSOa, INNOb
HT-7148TRE	TRE,B	111	Y	na	ILSOa
HT-7240DGV2P	VT2PDG,B	112	Y	na	ILECb, ILNOb
HT-7256DGV2P	VT2PDG,B	112	Y	na	ILECb, ILSOa, ILWcb, INCEb, MOCEa
HT-7275SS	STX	112	N	na	ILECb, ILSOa, ILWcb, INCEb
HT-7302VT2P	VT2PB	113	Y	na	ILECb, INCEb, MOCEb
HT-7337VT2P	VT2PB	113	Y	na	ILSOb, ILWcb
HT-7425DGV2P	VT2PDG,B	114	Y	na	DMNO, ILSOb
HT-7486SSRIB	STX,B	114	Y	na	INCEb

GREEN VALLEY | Green Valley Seed, LLC
www.gvseed.com
 121 W College, Kahoka, MO 63445 | (800) 748-7943



8102	VT2PB	111	Y	AC250	ILWcb, MONOa
8282	VT2PB	112	Y	AC250	ILWcb, MONOa
8392	VT2PB	113	Y	AC250	ILWcb, MONOb
8472	VT2PB	114	Y	AC250	ILWcb, MONOb

HEFTY | Hefty Seed Company
www.heftyseed.com
 47504 252nd St, Baltic, SD 57003 | (866) 769-7200



H4322VT2PRIB	VT2PB	93	Y	HC	MNEC, MNSOu, MNWCa, RRSOb, SDNEa, WICEa
H4332VT2PRIB	VT2PB	93	Y	HC	MNSOu, MNWCa, RRSOb, SDNEa, WICEa
H4542VT2P	VT2P	95	N	HC	MNEC, MNSOu, WICEa
H4612VT2PRIB	VT2PB	96	Y	HC	IANOu, MNSOu, SDNEb, WICEa
H4732VT2PRIB	VT2PB	96	Y	HC	IANOu, MNSOu, MNWCa, SDNEb, WICEa
H4922VT2PRIB	VT2PB	99	Y	HC	IANOu, MNSEa, MNSWa, MNWcb, SDSEa, WICEb, WISOa
H4933VT2PDGRIB	VT2PDG,B	99	Y	HC	IANOu, MNSEa, MNWcb, SDNEb, SDSEa, WICEb, WISOa
H5003VT2PDGRIB	VT2PDG,B	100	Y	HC	IANOu, ILNOu, MNWcb, NCTSa, SDNEb, WICEb
H5144SS	STX	101	N	HC	IANWa, ILNOu, MNSWa, MNWcb, NCTSa, WICEb, WISOa

Product/Brand	Technology	Maturity	RIB	STrt	Region(s) Tested
H5212VT2PRIB	VT2PB	102	Y	HC	IANCa, MNWcb, NCTSa, SDSEa, WICEb
H5214SSRIB	STX,B	102	Y	HC	IANCa, ILNOu
H5432VT2PRIB	VT2PB	104	Y	HC	IANCa, IANWa, ILNOu, MNSEb, MNSWb, NCTSa, SDSEb, WISOa
H5442VT2P	VT2P	104	N	HC	ILNOu, MNSWb, SDSEb
H5444SS	STX	104	N	HC	IANWa, ILNOu, MNSEb, SDSEb, WISOa
H5522VT2PRIB	VT2PB	105	Y	HC	IANCa, ILNOu, ILWCa, MNSEb, MNSWb, NENEa, SDSEb, WISOa
H5524SSRIB	STX,B	105	Y	HC	ILWCa, MNSEb, MNSWb, NCTSa, WISOa
H5624SSRIB	STX,B	106	Y	HC	IANWa, ILECa, ILNOa, ILWCa, MNSEb, MNSWb, NENEa, SDSEb, WISOa
H5812VT2PRIB	VT2PB	108	Y	HC	IANCb, IANWb, ILECa, ILNOa, NCTsb, NENEa, WISOa
H5832VT2PRIB	VT2PB	108	Y	HC	IANCb, IANWb, ILECa, ILNOa, ILWCa, NCTsb, NENEa, NESEa, WISOa
H5944SS	STX	109	N	HC	IANCb, IANWb, ILECa, ILNOa, NCTsb, NESEa
H6132VT2PRIB	VT2PB	111	Y	HC	ILECb
H6134SSRIB	STX,B	111	Y	HC	ILECb, ILNOb, NESEa
H6212VT2PRIB	VT2PB	112	Y	HC	ILNOb, NENEb
H6214SSRIB	STX,B	112	Y	HC	ILNOb, ILWcb, NENEb, NESEa
H6244SS	STX	112	N	HC	ILECb, ILNOb, ILWcb, NENEb, NESEa
H6332VT2PRIB	VT2PB	113	Y	HC	ILNOb, ILSOb, NENEb, NESEb
H6524SSRIB	STX,B	115	Y	HC	ILECb, ILSOb, ILWcb, NESEb
H6525TRERIB	TRE,B	115	Y	HC	ILECb, ILSOb, ILWcb
H6532VT2PRIB	VT2PB	115	Y	HC	ILSOB, ILWcb, NESEb
H6714SSRIB	STX,B	117	Y	HC	ILSOB, NESEb

INTEGRA | Integra Fortified Seed (Wilbur-Ellis)
www.integrased.com
 2219 229th, Place Ames, IA 50014 | (515) 292-1300



4311 VT2P	VT2P	93	N	AC,P5V,St,SU	MNWCa, RRSOb, SDNEa, WICEa
4509 VT2PRIB	VT2PB	95	Y	AC,P2V,St,SU	MNWCa, RRSOb, SDNEa, WICEa
4601 VT2P	VT2P	96	N	AC,P5V,St,SU	WICEa
4782 VT2PRIB	VT2PB	97	Y	AC,P2,St,SU	MNSWa, MNWCa, SDNEb, WICEa
4888 VT2PRIB	VT2PB	98	Y	AC,P2,St,SU	MNSWa, MNWCa, SDNEb, SDSEa, WICEa
5081 DGV2PRIB	VT2PDG,B	100	Y	AC,P2,St,SU	IANCa, IANWa, MNSWa, MNWcb, SDNEb, SDSEa, WICEb, WISOa
5280 VT2PRIB	VT2PB	102	Y	AC,P2,St,SU	IANCa, IANWa, MNSWa, MNWcb, OHNWa, SDSEa, WICEb, WISOa
5351 5122-EZ	5122,B	103	Y	AVC,C2,Vi,St,SU	IANCa, IANWa, MNSWb, OHNWa, SDSEb, WISOa
5529 VT2PRIB	VT2PB	105	Y	AC,P2,St,SU	IAECa, IANCa, IANWa, IAWCa, ILECa, ILWCa, MNSWb, NENEa, OHNWa, SDSEb, WISOa
5719 VT2PRIB	VT2PB	107	Y	AC,P2,St,SU	IAECa, IANCb, IANWb, IASOa, IAWCa, ILECa, ILNOa, ILWCa, KSNEa, MNSWb, NESEa, OHNWa, SDSEb, WISOa
5770 STXRIB	STX,B	107	Y	AC,P5V,St,SU	IAECa, IANCb, IANWb, IAWCa, ILECa, ILNOa, ILWCa, MNSWb, NENEa, SDSEb, WISOa
5939 STXRIB	STX,B	109	Y	AC,P5V,St,SU	IAECa, IANCb, IANWb, IASOa, IAWCa, ILECa, ILNOa, ILWCa, OHNWb
6061 VT2PRIB	VT2P	110	N	AC,P5,St,SU	IAECa, IANCb, IANWb, IASOa, IAWCa, ILECa, ILNOb, ILWCa, KSNEa, NENEa, NESEa
6284 VT2PRIB	VT2PB	112	Y	AC,P2,St,SU	IAECb, IASOb, IAWCb, ILECb, ILNOb, ILWcb, KSNEa, NENEb, NESEa, OHNWb
6410 VT2PRIB	VT2PB	114	Y	AC,P5V,St,SU	IAECb, IASOb, IAWCb, ILECb, ILWcb, KSNEb, NENEb, NESEb

CORN PRODUCTS TESTED

Product/Brand	Technology	Maturity	RIB	STrt	Region(s) Tested
6533 VT2PRIB	VT2PB	115	Y	AC,P5V,St,SU	IAECb, IASOb, IAWCb, ILECb, ILWcb, KSNEb
6588 VT2PRIB	VT2PB	115	Y	AC,P2V,St,SU	IAECb, IASOb, IAWCb, ILECb, ILWcb, KSNEb, NESEb

JUNG | Jung Seed Genetics (Bayer CropScience)

www.jungseedgenetics.com
16506 Hwy 15 N, Hutchinson, MN 55350 | (800) 242-1855



47DP411	VT2PB	97	Y	AC,P5V,EDC-EL	WICEa
47DP429	VT2PB	97	Y	AC,P5V,EDC-EL	WICEa
48DP420	VT2PB	98	Y	AC,P5V,EDC-EL	WICEa
49DP441	VT2PB	99	Y	AC,P5V,EDC-EL	WICEb
51SS500	STX,B	101	Y	AC,P5V,EDC-EL	WICEb
52SS501	STX,B	102	Y	AC,P5V,EDC-EL	WICEb, WISOa
53SS521	STX,B	103	Y	AC,P5V,EDC-EL	WISOa
54SS528	STX,B	104	Y	AC,P5V,EDC-EL	WISOa
55DD520	VT2PDG,B	105	Y	AC,P5V,EDC-EL	NCTsa, WISOb
56SS531	STX,B	106	Y	AC,P5V,EDC-EL	NCTsa, WISOb
56SS538	STX,B	106	Y	AC,P5V,EDC-EL	NCTsa, WISOb
57SS530	STX,B	107	Y	AC,P5V,EDC-EL	NCTsb
58SS529	STX,B	108	Y	AC,P5V,EDC-EL	NCTsb
59SS581	STX,B	109	Y	AC,P5V,EDC-EL	NCTsb

LATHAM | Latham Hi-Tech Seeds

www.lathamseeds.com
131 180th St, Alexander, IA 50420 | (877) 465-2842



LH 4375 VT2P RIB	VT2PB	93	Y	AC250	MNEC, MNSOu, MNWCa, RRSOb, SDNEa, WICEa
LH 4454 VT2P RIB	VT2PB	94	Y	AC250	MNSOu, RRSOb, SDNEa, WICEa
LH 4517 VT2P RIB	VT2PB	95	Y	AC250	IANOu, MNEC, MNSOu, MNWCa, RRSOb, SDNEa, WICEa
LH 4657 VT2P RIB	VT2PB	96	Y	AC250	IANOu, MNSOu, MNWCa, SDNEb, WICEa
LH 4669 SS RIB	STX,B	96	Y	AC,P5V	IANOu, MNSOu, MNWCa, SDNEb, WICEa
LH 4937 VT2P RIB	VT2PB	99	Y	AC250	IANOu, MNSEa, MNSWa, MNWCa, SDNEb, WICEb, WISOa
LH 4989 SS RIB	STX,B	99	Y	AC,P5V	IANOu, MNSEa, MNSWa, MNWCa, SDNEb, SDSEa, WICEb, WISOa
LH 5025 VT2PDG RIB	VT2PDG,B	100	Y	AC250	MNWcb, WICEb
LH 5047 VT2P RIB	VT2PB	100	Y	AC250	IANOu, MNSEa, MNSWa, SDSEa, WICEb, WISOa
LH 5077 VT2P RIB	VT2PB	100	Y	AC250	MNSEa, MNSWa, SDSEa, WISOa
LH 5377 VT2P RIB	VT2PB	103	Y	AC250	IANCa, IANWa, MNSEb, MNSWb, NCTsa, SDSEb
LH 5389 SS RIB	STX,B	103	Y	AC,P5V	IANCa, IANWa, MNSEb, MNSWb, NCTsa, SDSEb
LH 5487 VT2P RIB	VT2PB	104	Y	AC250	IANCa, NCTsa, SDSEb
LH 5517 VT2P RIB	VT2PB	105	Y	AC250	IANWa, IAWCa, MNSEb, MNSWb, NCTsa, SDSEb, WISOb
LH 5635 VT2P RIB	VT2PB	106	Y	AC250	IANCa, IANWa, NENEa, SDSEb, WISOb
LH 5725 VT2P RIB	VT2PB	107	Y	AC250	IAECa, IANCb, IANWb, IASOa, IAWCa, MNSEb, MNSWb, NENEa, WISOb
LH 5739 SS RIB	STX,B	107	Y	AC,P5V	IANCb, IANWb, MNSEb, MNSWb, WISOb
LH 5742 RR	RR2	107	N	AC250	IANCb, IAWCa, NENEa, WISOb

LEWIS | Lewis Hybrids (Bayer CropScience)

www.lewishybrids.com
530 W Maple Ave, Ursa, IL 62376 | (217) 964-2131



07DP700	VT2PB	107	Y	na	ILWCa, MOCEa
07DT081	TRE,B	107	Y	na	ILWCa, KSNEa, MONOa
08DP739	VT2PB	108	Y	na	ILWCa, KSNEa, MOCEa, MONOa
09DD740	VT2PDG,B	109	Y	na	ILWCa, KSNEa, MOCEa, MONOa
10DP719	VT2PB	110	Y	na	ILWCa, KSNEa, MOCEa, MONOa
11DP768	VT2PB	111	Y	na	ILWcb
12DT371	TRE,B	112	Y	na	ILWcb, KSNEa, MOCEa, MONOa

Product/Brand	Technology	Maturity	RIB	STrt	Region(s) Tested
14DD849	VT2PDG,B	114	Y	na	ILWcb, KSNEb, MOCEb, MONOb
15DP899	VT2PB	115	Y	na	ILWcb, KSNEb, MOCEb, MONOb
16DP850	VT2PB	116	Y	na	ILWcb, KSNEb, MOCEb, MONOb

LOCAL SEED | Local Seed Company, LLC

www.localseed.com
802 Rozelle St, Memphis, TN 38104 | (901) 260-6000



LC0607 TCRIB	TRE,B	106	N	RA	INCEa, INNOa, MISOb, OHNWa, PACE
LC0908 VT2PRIB	VT2PB	110	Y	RA	INCEa
LC0999 VT2PRIB	VT2PB	109	Y	RA	INCEa, INNOb, OHNWb, PACE, PASE
LC1009 VT2PRIB	VT2PB	110	Y	RA	DMNO, INCEa, INNOb, OHNWb, PASE
LC1207 TCRIB	TRE,B	111	N	RA	INCEb, INNOb, OHNWb
LC1289 VT2PRIB	VT2PB	112	Y	RA	DMNO, INCEb, INNOb, OHNWb, PASE
LC1398 VT2PRIB	VT2PB	113	Y	RA	DMNO, INCEb, PASE
LC1488 VT2PRIB	VT2PB	114	Y	RA	DMNO, INCEb, PASE
LC1497 DGVTP2P	VT2PDG,B	114	Y	RA	DMNO, INCEb, PASE

NK BRAND | NK Brand (Syngenta)

www.nkseeds.com
2001 Butterfield Rd, Ste 1600, Downers Grove, IL 60515 | (800) 258-0521



NK0243-5122-EZR	5122,B	102	Y	AVC,C2,Vi	IANCa, IANWa, ILNOu, MISOa, MNSEa, MNSWa, MNWCa, SDSEa, WICEb, WISOa
NK0472-5222-EZR	5222,B	104	Y	AVC,C2,Vi	IANCa, IANWa, IAWCa, ILNOu, INNOa, MISOb, MNSEb, MNSWb, NCTsa, OHNWa, SDSEb, WISOa
NK0624-5222-EZR	5222,B	106	Y	AVC,C2,Vi	IANCa, IANWa, ILNOa, INNOa, MNSEb, MNSWb, NCTsa, SDSEb, WISOb
NK0760-3111	3111	107	N	AVC,C2,Vi	ILNOa, MISOb, OHNWa
NK0886-3120-EZR	3120,B	108	Y	AVC,C5,Vi	IASOa, INCEa, INNOa, OHNWa
NK0886-5122-EZR	5122,B	108	Y	AVC,C5,Vi	IAECa, IANCb, ILNOa, PACE, WISOb
NK1026-3330-EZR	3330,B	110	Y	AVC,C5,Vi	IAECa, IANCb, IANWb, IAWCa, ILECa, ILNOb, ILWCa, INCEa, INNOb, NCTsb, OHNWb
NK1082-3330A-EZR	3330A,B	110	Y	AVC,C5,Vi	ILSOa, INCEa, KSNEa, MOCEa, MONOa, OHNWb
NK1082-5222A-EZR	5222A,B	110	Y	AVC,C5,Vi	DMNO, IAECa, IANCb, IANWb, ILECa, ILNOb, ILWCa, INNOb, NCTsb, NENEa, NESEa, PACE, PASE
NK1188-5122-EZR	5122,B	111	Y	AVC,C5,Vi	IAWcb, ILSOa, INCEb, INNOb, KSNEa, NENEb, OHNWb
NK1239-5122-EZR	5122,B	112	Y	AVC,C5,Vi	DMNO, IAECb, ILECb, ILNOb, ILSOB, ILWcb, MOCEb, MONOb, NENEb, NESEa, PASE
NK1354-3220-EZR	3220,B	113	Y	AVC,C5,Vi	INCEb, KSNEb
NK1354-5222-EZR	5222,B	113	Y	AVC,C5,Vi	IAECb, ILECb, ILNOb, ILWcb
NK1460-5222-EZR	5222,B	114	Y	AVC,C5,Vi	DMNO, IAECb, IASOb, IAWcb, ILECb, ILSOB, ILWcb, INCEb, NESEb, PASE
NK1523-3220-EZR	3220,B	115	Y	AVC,C5,Vi	ILSOB, KSNEb, MOCEb, MONOb, NESEb
NK9653-5222-EZR	5222,B	96	Y	AVC,C5,Vi	IANOu, MNEC, MNSOu, MNWCa, RRSOb, SDNEb, WICEa
NK9738-5222-EZR	5222,B	97	Y	AVC,C5,Vi	MNWCa, WICEa
NK9991-5122-EZR	5122,B	99	Y	AVC,C5,Vi	IANOu, MISOa, MNSEa, MNSWa, MNWCa, SDNEb, SDSEa, WICEb




NORTHSTAR | NorthStar Genetics, Ltd.



www.northstargenetics.com
217 Main St, Wanamingo, MN 55983 | (507) 824-2878



NS 100-121	STX,B	100	Y	na	IANOu, MNSEa, MNSWa, WICEb
NS 103-537	VT2PB	103	Y	na	IANCa, MNSEb, MNSWb, WISOa
NS 106-186SSRIB	STX,B	106	Y	na	IANCa, MNSEb, WISOb

CORN PRODUCTS TESTED

Product/Brand	Technology	Maturity	RIB	STrt	Region(s) Tested
NS 98-513 STXRIB	STX,B	98	Y	na	IANOu, MNSEa, MNSWa, WICEa
NUTECH NuTech Seed, LLC (Corteva Agriscience) www.nutechseed.com 201 Knollwood Dr, Champaign, IL 61820 (888) 647-3478					
					
5F-601AM	AM,B	101	Y	P1V,RN	IANCa, IANWa, ILNOu, MNSEa, NCTSa
5FB-2213AM	AM,B	113	Y	P1V,RN	IAECb, IASOb, IAWCb, ILECb, ILNOb, ILSOb, ILWcb, MOCEb, MONOb
5FB-8808AM	AM,B	108	Y	P1V,RN	IAECa, IANCb, IANWb, IASOa, IAWCa, ILNOa, MOCEa, MONOa, NCTsb
5FB-9909AM	AM,B	109	Y	P1V,RN	ILECa, ILNOa, ILSOa, ILWCa
62A8Q	QR,B	102	Y	P1V,RN	IANCa, IANWa, ILNOu, MNSEa, NCTSa
63C4Q	QR,B	103	Y	P1V,RN	IANCa, IANWa, ILNOu, MNSEb, NCTSa
64D1YHR	AM,B	104	Y	P1V,RN	IANCa, IANWa, ILNOu, MNSEb, NCTSa
65H2Q	QR,B	105	Y	P1V,RN	IANCa, IANWa, ILNOu, MNSEb, NCTSa
68A7AM	AM,B	107	Y	P1V,RN	IAECa, IANCb, IANWb, IASOa, IAWCa, ILECa, ILNOa, ILSOa, ILWCa, MNSEb, MOCEa, MONOa, NCTsb
68B3AML	AML,B	108	Y	P1V,RN	IANCb, IANWb, ILECa, ILNOa, ILSOa, ILWCa, NCTsb
70A8AM	AM,B	110	Y	P1V,RN	IAECa, IANCb, IANWb, IASOa, IAWCa, ILECa, ILNOb, ILSOa, ILWCa, MOCEa, MONOa, NCTsb
70F2Q	QR,B	110	Y	P1V,RN	IAECa, IANCb, IANWb, IASOa, IAWCa, ILECa, ILNOb, ILWCa, NCTsb
71F5CYFR	QR	111	N	P1V,RN	IAECb, IAWCb, ILECb, ILNOb, ILWcb
72B7CYFR	QR	112	N	P1V,RN	IAECb, IASOb, IAWCb, ILECb, ILNOb, ILSOa, ILWcb, MOCEa, MONOa
74B6AM	AM,B	114	Y	P1V,RN	IAECb, IASOb, IAWCb, ILECb, ILSOb, ILWcb, MOCEb, MONOb
75G1YHR	OI	115	N	P1V,RN	IAECb, IASOb, IAWCb, ILECb, ILSOb, ILWcb
78A1YHR	OI	117	N	P1V,RN	ILSOB
E74C1YHR	OI	114	N	P1V,RN	ILSOB
PIONEER DuPont Pioneer (Corteva Agriscience) www.pioneer.com PO Box 454, Johnston, IA 50131 (800) 247-6803					
					
P0075Q GC	QR	100	N	na	MNSWa, SDNEb, SDSEa, WICEb
P0157AMXT GC	AMXT,AQ,B	101	Y	na	IANCa, IANWa, ILNOu, WICEb, WISOa
P0220Q GC	QR,B	102	Y	na	WICEb
P0306Q GC	QR,B	103	Y	na	ILNOu, MISOa
P0507Q GC	QR,B	105	Y	na	ILNOu
P0574AMXT CK	AMXT-R,B	105	Y	na	WISOa, WISOB
P0720Q CK	QR,B	107	Y	na	NCTSa, NCTsb
P0825AMXT CK	AMXT,B	108	Y	na	ILNOa, ILNOb
P1099Q GC	QR,B	110	Y	na	ILECa, ILWCa, NCTsb
P1108Q CK	QR,B	111	Y	na	ILECa, ILECb, ILWCa, ILWcb, INCEa, INCEb
P1353Q GC	QR,B	114	Y	na	ILSOB, INCEb
P1366AMXT CK	AMXT,B	113	Y	na	ILSOa, ILSOb
P9608Q GC	QR,B	96	Y	na	WICEa
P9815AM GC	AM,B	98	Y	na	WICEa
P9998AMXT CK	AMXT,AQ,B	99	Y	na	WICEa, WICEb
PROHARVEST ProHarvest Seeds, LLC www.proharvestseeds.com 2737 N 700 East Rd, Ashkum, IL 60911 (866) 807-7015					
					
81P88 STX	STX	111	N	P5V	ILNOb, INNOb
8324 VT2PRIB	VT2PB	113	Y	AC,P2	IAECb, ILECb, ILNOb, ILSOb, ILWcb, NENEb
8360 VT2PRIB	VT2PB	113	Y	AC,P2	IAECb, ILECb, ILNOb, ILSOb, ILWcb, NENEb
84P93 SSTXRIB	STX,B	114	Y	P5V	IAECb, ILECb, ILSOb, ILWcb, NENEb

Product/Brand	Technology	Maturity	RIB	STrt	Region(s) Tested
PURPLE RIBBON Purple Ribbon Seeds www.purpleribbonseeds.com 6257 N Marshall Rd, Marshall, IN 47859 (765) 597-2233					
					
18A12VT2PRIB	VT2PB	112	Y	na	ILECb, INCEb, INNOb
20A11VT2PRIB	VT2PB	111	Y	na	ILECb, INCEb, INNOb
20R13	VT2PDG,B	113	Y	AC,P2	ILECb, INCEb
21A08	VT2PB	108	Y	na	ILECa, INCEa, INNOa
21A09	VT2P	109	N	na	ILECa, INCEa, INNOb
RENK Renk Seed Co. www.renkseed.com 6809 Wilburn Rd, Sun Prairie, WI 53590 (800) BUY-RENK					
					
RK499VT2P	VT2P	94	N	AC,P2	MNEC, MNSOu, MNWCa, RRSOb, SDNEa, WICEa
RK561DGV2PRIB	VT2PDG,B	95	Y	AC,P2	IANOu, MNEC, MNSOu, MNWCa, RRSOb, SDNEa, WICEa
RK579DGV2P	VT2PDG,B	99	Y	AC,P2	IANOu, MNWcb, SDNEb, WICEb
RK593VT2PRIB	VT2PB	97	Y	AC,P2	IANOu, MISOa, MNSEa, MNSWa, MNWCa, SDNEb, WICEa
RK600SSTX	STX,B	100	Y	AC,P5V	IANOu, MISOa, MNSEa, MNSWa, MNWcb, SDNEb, SDSEa, WICEb, WISOa
RK621VT2PRIB	VT2PB	103	Y	AC,P2	MISOa, NCTSa, SDSEb, WISOa
RK626SSTX	STX	102	N	AC,P5V	MNSEa, MNSWa, MNWcb, SDSEa, WICEb, WISOa
RK642VT2P	VT2PB	103	Y	AC,P2	IANCa, IANWa, ILNOu, MISOa, MNSEb, MNSWb, NCTSa, SDSEb, WISOa
RK695GTCLLBLE	3220	102	N	CM,C2	IANCa, IANWa, ILNOu, MISOa, MNSEa, MNSWa, MNWcb, NCTSa, SDSEa, WICEb, WISOa
RK700SSTX	STX	107	N	AC,P5V	IAECa, IANCb, IANWb, IAWCa, ILECa, ILNOa, ILWCa, MISOb, MNSEb, MNSWb, NCTsb, NENEa, SDSEb, WISOb
RK710DGV2P	VT2PDG,B	106	Y	AC,P2	IAECa, IANCa, IANWa, IAWCa, ILNOa, MISOb, MNSEb, MNSWb, NCTSa, SDSEa, NENEa, SDSEb, WISOb
RK726H	PC	106	N	AC,P2	IAECa, IANCa, IANWa, IAWCa, ILECa, ILNOa, ILWCa, MISOb, MNSEb, MNSWb, NCTSa, NENEa, SDSEb, WISOb
RK765VT2PRIB	VT2PB	109	Y	AC,P2	IAECa, IANCb, IANWb, IAWCa, ILECa, ILNOa, ILWCa, NCTsb
RK805VT2P	VT2P	110	N	AC,P2	IAECa, IANCb, IANWb, IASOa, IAWCa, ILECa, ILNOb, ILWCa, KSNEa, NCTsb, NENEa, NESEa
RK807SSTXRIB	STX,B	111	Y	AC,P5V	IASOa, ILECb, ILNOb, KSNEa, NENEb, NESEa
RK866DGV2P	VT2PDG	112	N	AC,P2	IAECb, IASOb, IAWCb, ILNOb, ILWcb, KSNEa, MONOa, NENEb, NESEa
RK882SSTX	STX	111	N	AC,P5V	IAECb, IASOa, IAWCb, ILECb, ILNOb, ILWcb, KSNEa, MONOa, NENEb, NESEa
RK937VT2P	VT2PB	113	Y	AC,P2	IAECb, IASOb, IAWCb, ILNOb, ILWcb, KSNEb, MONOb, NENEb, NESEb
RK945DGV2P	VT2PDG,B	115	Y	AC,P2	IAECb, IASOb, IAWCb, ILECb, ILWcb, KSNEb, MONOb, NESEb
RK945SSTX	STX,B	115	Y	AC,P5V	IAECb, IAWCb, ILECb, ILWcb, KSNEb, NESEb
SPECIALTY Specialty Hybrids (Bayer CropScience) www.specialtyhybrids.com 306 N Main St, Monticello, IN 47960 (800) 545-8611					
					
38A388	STX,B	108	Y	AC,PV5,B360	INCEa, INNOa
39A389	STX,B	109	Y	AC,PV5,B360	INCEa, INNOb
39A569	STX,B	109	Y	AC,P5,B360	INCEa, INNOb
40D148	VT2PB	110	Y	AC,P2,B360	INCEa, INNOb

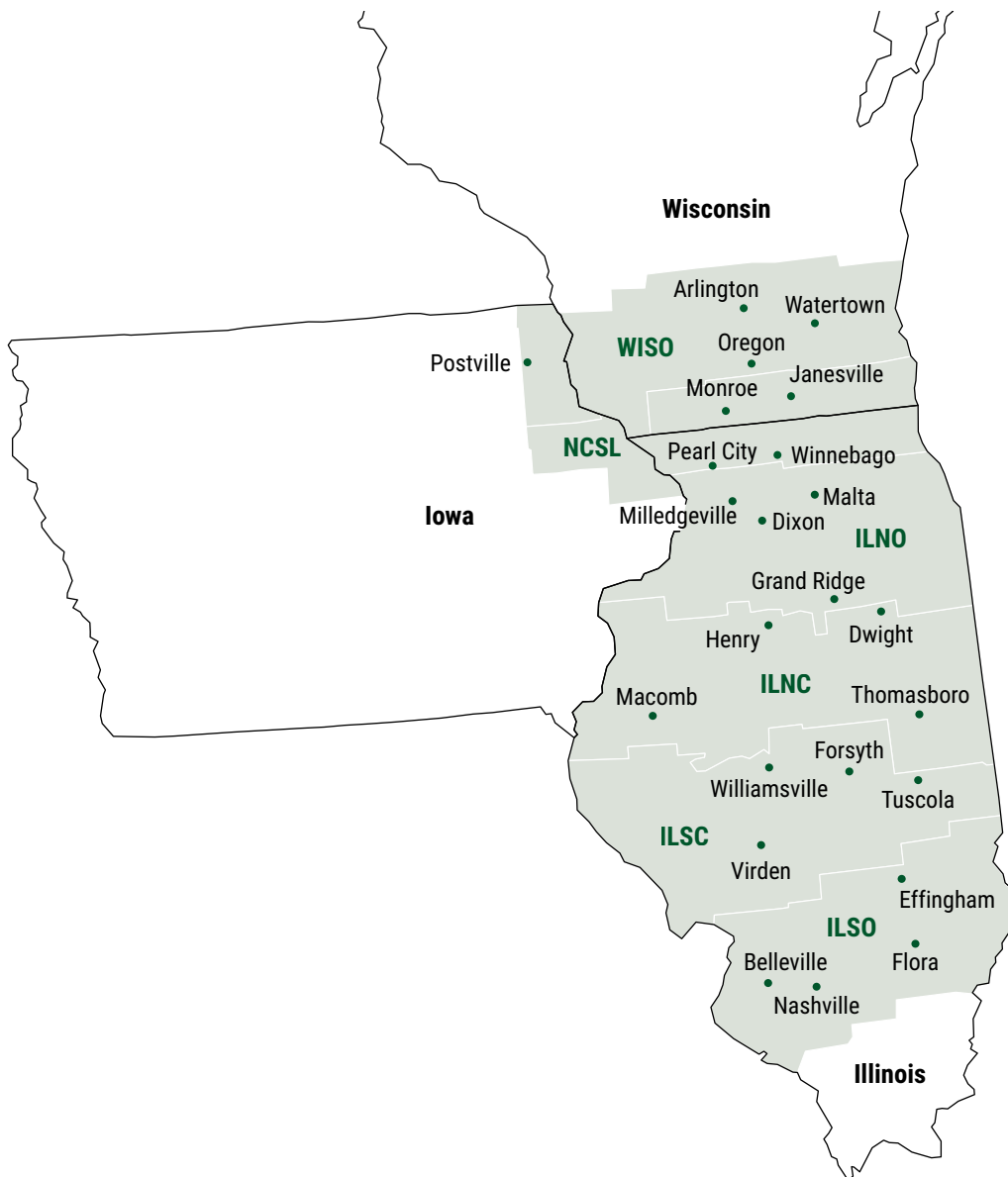
For more yield results visit www.firstseedtests.com
 FIRST does not make product endorsements.

CORN PRODUCTS TESTED

Product/Brand	Technology	Maturity	RIB	STrt	Region(s) Tested
STEWART Stewart Seeds (Bayer CropScience)					
www.stewartseeds.com/en-us.html 2230 E County Rd, 300N Greensburg, IN 47240 800-365-3552					
07DP630	VT2PB	107	Y na		INCEa
09DD140	VT2PDG,B	109	Y na		INCEa
09DP409	VT2PB	109	Y na		INCEa
09DP850	VT2PB	109	Y na		INCEa
14DD339	VT2PDG,B	114	Y na		INCEb
15DP519	VT2PB	115	Y na		INCEb
8E623RIB	VT2PB	112	Y na		INCEb
STONE Stone Seed (Bayer CropScience)					
www.stonesteed.com 5965 W State Rd 97, Pleasant Plains, IL 62677 (217) 546-8006					
0221SS	STX,B	102	Y na		ILNOu
0321SS	STX,B	103	Y na		ILNOu, NCTSa
0621SS	STX,B	106	Y na		ILNOa, NCTSa
0931SS	STX,B	109	Y na		ILECa, ILNOa, ILWCa, NCTSB
1221TRE	TRE,B	112	Y na		ILSOa
1521SS	STX,B	115	Y na		ILECb, ILWCb
1721DP	VT2PB	117	Y na		ILSOB
5858RIB	STX,B	108	Y na		ILECa, ILWCa
6072RIB	VT2PB	110	Y na		ILSOa
6078RIB	STX,B	110	Y na		ILECa, ILNOB, ILWCa
6198RIB	STX,B	111	Y na		ILECb, ILWCb
6368RIB	STX,B	113	Y na		ILECb, ILNOB, ILWCb
6542RIB	VT2PB	115	Y na		ILSOB
DG5942RIB	VT2PDG,B	109	Y na		ILSOa
DG6382RIB	VT2PDG,B	113	Y na		ILSOB
SUN PRAIRIE Sun Prairie Seeds					
www.sunprairie-seeds.com 1676 County Rd 2200 E, St. Joseph, IL 61873 (217) 469-2351					
SP2504	VT2P	110	N	AC,P5V,B-300	ILECa
SP2508	STX	110	N	AC,P5V,B-300	ILECa
SUPERIOR Superior Seed, Inc					
www.superiorseed1.com 6845 S 200 W Rushville, Indiana 46173 (765) 629-2318					
S-8389	3120,B	108	Y	ViQ	INCEa
S-8416	3220,B	109	Y	ViQ	INCEa
S-8421	3220,B	110	Y	AC250	INCEa
S-8430	PC,B	110	Y	AC250	INCEa
S-8442	3120,B	111	Y	ViQ	INCEb
S-8463	3220,B	112	Y	ViQ	INCEb
S-8472	3110,B	112	Y	AC250	INCEb
S-8487	PC,B	113	Y	AC250	INCEb
THUNDER Thunder Seed, Inc.					
www.thunderseed.com 806 Center Ave W, Dilworth, MN 56529 (888) 684-8633					
T6094 VT2P	VT2PB	94	Y	AC,P2	MNEC, MNWCa, RRSOb, SDNEa, WICEa
T6098 VT2P	VT2PB	98	Y	AC,P2	MNWCa, SDNEb, SDSEa, WICEa
T6595 VT2P	VT2PB	95	Y	AC,P2	MNEC, MNWCa, RRSOb, SDNEa, WICEa
T6993 VT2P	VT2PB	93	Y	AC,P2	MNEC, MNWCa, RRSOb, SDNEa, WICEa
T6996 VT2P	VT2PB	96	Y	AC,P2	MNWCa, SDNEb, WICEa
TITAN PRO Titan Pro SCI, Inc.					
www.titanprosci.com 1301 S 24th St, Clear Lake, IA 50428 (641) 357-7283					
22-00 2P	VT2PB	100	Y	AC250	IANOu, MNSEa, MNSWa, MNWCb, SDNEb, SDSEa, WICEb, WISOa
23-06 SS	STX,B	106	Y	AC,P5V	IAECA, IAWCa, NCTSa
26-03 5222	5222,B	103	Y	C2	IANCa, IANWa, MNSEb, MNSWb, NCTSa
82-04 2P	VT2PB	104	Y	AC250	IANWa, NCTSa, SDSEb, WISOa
82-95 2P	VT2PB	95	Y	AC250	MNEC, MNSOu, MNWCa, RRSOb, SDNEa, WICEa
84-03 2P	VT2PB	103	Y	AC250	IANCa, IANWa, MNSEb, MNSWb, NCTSa, WISOa

Product/Brand	Technology	Maturity	RIB	STrt	Region(s) Tested
86-96 2P	VT2PB	96	Y	AC250	IANOu, MNSOu, MNWCa, SDNEb, WICEa
92-99 2P	VT2PB	99	Y	AC250	IANOu, MNSEa, MNSWa, MNWCb, SDNEb, SDSEa, WICEb, WISOa
94-09 2P	VT2PB	109	Y	AC250	IAECA, IANCb, IANWb, IASOa, IAWCa, NCTSB
96-06 2P	VT2PB	106	Y	AC250	IAECA, IANCa, IANWa, IAWCa, MNSEb, MNSWb, NCTSa, SDSEb, WISOB
WYCKOFF Wyckoff Hybrids, Inc.					
www.wyckoffhybrids.com 594 E 400 N, Valparaiso, IN 46383 (219) 462-6716					
2583 TRE RIB	TRE,B	108	Y	AC,P5V	INCEa, INNOa, OHNWa
2585 SS RIB	STX,B	108	Y	AC,P5V	INCEa, INNOa, OHNWa
2587 VT2P RIB	VT2PB	108	Y	AC,P5V, EDC-EL,B-360	INCEa, OHNWa
2595 3330 EZ	3330,B	110	Y	CM,C2,Vi	INCEa
2633 VT2P RIB	VT2PB	108	Y	AC250	INCEa, INNOa, OHNWa
2646 SS RIB	STX,B	112	Y	AC,P5V, EDC-EL,B-360	INCEb, INNOB, OHNWb
2667 DGV2P RIB	VT2PDG,B	111	Y	AC,P5V,B-360	INCEb, INNOB, OHNWb
2668 VT2P RIB	VT2PB	111	Y	AC250	INCEb, INNOB, OHNWb
2669 SS RIB	STX,B	111	Y	AC,P5V	INCEb, INNOB, OHNWb
2679 DGV2PRIB	VT2PDG,B	112	N	AC250	INCEb, INNOB, OHNWb
WYFFELS Wyffels Hybrids, Inc.					
www.wyffels.com 13344 US Hwy 6, Geneseo, IL 61254 (800) 369-7833					
W2236RIB	VT2PB	99	Y	AC250	IANOu, MNSEa, MNSWa, SDSEa, WISOa
W2288	STX	99	N	AC,P5V	WISOa
W2506RIB	VT2PB	101	Y	AC250	IANCa, IANWa, ILNOu, MNSEa, MNSWa, NCTSa, SDSEa, WISOa
W3018	STX	102	N	AC,P5V	IANCa, IANWa, ILNOu, MNSEa, MNSWa, NCTSa, SDSEa, WISOa
W3488RIB	STX,B	104	Y	AC,P5V	WISOa
W4196RIB	VT2PB	105	Y	AC250	IAECA, IANCa, IANWa, IAWCa, ILNOu, MNSEb, MNSWb, SDSEb
W4198RIB	STX,B	106	Y	AC,P5V	ILECa, NCTSa, WISOB
W4246	VT2P	105	N	AC250	IAECA, IANCa, IANWa, IAWCa, ILNOu, MNSEb, MNSWb, NCTSa, SDSEb, WISOB
W4358RIB	STX,B	106	Y	AC,P5V	ILNOa
W5086RIB	VT2PB	107	Y	AC250	IAECA, IANCb, IANWb, IAWCa, ILECa, ILNOa, ILWCa, MNSWb, NCTSB, SDSEb, WISOB
W5516RIB	VT2PB	108	Y	AC250	IAECA, IANCb, IANWb, IAWCa, ILECa, ILWCa, MNSWb, SDSEb, WISOB
W5518RIB	STX,B	109	Y	AC,P5V	ILNOa, NCTSB
W6408RIB	STX,B	110	Y	AC,P5V	IAECA, IANCb, IANWb, IAWCa, ILECa, ILNOB, ILWCa, NCTSB
W6826RIB	VT2PB	111	Y	AC250	IAECb, IANCb, IANWb, IASOa, ILNOB, ILSOa, NCTSB
W6906	VT2P	111	N	AC250	IASOa, IAWCb, ILNOB, ILSOa, NENEb, NESEa
W6978	STX	111	N	AC,P5V	IAECb, IANCb, IANWb, IASOa, IAWCb, ILECb, ILNOB, ILSOa, ILWCb, NCTSB
W7338	STX	112	N	AC,P5V	ILSOa
W7726RIB	VT2PB	113	Y	AC250	IAECb, IASOb, IAWCb, ILECb, ILSOb, ILWCb, MONOb, NENEb, NESEb
W7876RIB	VT2PB	114	Y	AC250	IAECb, IASOb, IAWCb, ILECb, ILSOb, ILWCb, MONOb, NENEb, NESEb
W7878RIB	STX,B	114	Y	AC250	ILNOB
W7956RIB	VT2PB	114	Y	AC250	IAECb, IASOb, IAWCb, ILECb, ILSOb, ILWCb, MONOb, NENEb, NESEb
W8148	STX	115	N	AC,P5V	IASOb, ILECb, ILSOb, ILWCb
W8936DGRIB	VT2PDG,B	117	Y	AC250	IASOb, ILSOb, MONOb, NESEb

SOYBEAN REGIONS: WISO, NCSL, ILNO, ILNC, ILSC, ILSO



Site Description: **WISO** (See soybean results table on page 23)

Site	FIRST Farmers	Soil Texture	Tillage	Previous Crop	Total Nitrogen (lbs)	Date Planted	Date Harvested	Average		Yield History		
								Stand × 1,000	Yield	Bu/A	Years	
Arlington, WI	Sidney Stibbs	silt loam	no-till	corn	15	06-May	15-Oct	164.6	64.8	65.1	13	
Oregon, WI	Kevin Klahn	silt loam	conventional	corn	NULL	06-May	14-Oct	165.0	60.6	53.3	4	
Postville, IA	Glenn Griffin	silt loam	no-till	corn	NULL	08-May	10-Oct	158.9	67.3	–	new site	
Watertown, WI	Dean Weichmann	silt loam	no-till	corn	NULL	07-May	15-Oct	169.6	61.2	53.6	19	
									WISO	60.8	20	

Site Description: **NCSL** (See soybean results table on page 23)

Site	FIRST Farmers	Soil Texture	Tillage	Previous Crop	Total Nitrogen (lbs)	Date Planted	Date Harvested	Average		Yield History		
								Stand × 1,000	Yield	Bu/A	Years	
Janesville, WI	Joshua Tracy	silt loam	no-till	corn	NULL	06-May	10-Oct	171.9	65.7	62.7	9	
Monroe, WI	Phil Wellnitz	loam	no-till	corn	NULL	07-May	11-Oct	167.5	64.8	57.1	1	
Pearl City, IL	Todd Randecker	silt loam	minimum	corn	18	08-May	09-Oct	160.3	64.4	72.4	5	
Winnebago, IL	Eric Swanson	silt loam	conventional	corn	18	09-May	08-Oct	162.9	66.4	61.5	19	
									WISO	60.7	20	

SOYBEAN REGIONS: WISO, NCSL, ILNO, ILNC, ILSC, ILSO (continued)

Site Description: **ILNO** (See soybean results table on page 24)

Site	FIRST Farmers	Soil Texture	Tillage	Previous Crop	Total Nitrogen (lbs)	Date Planted	Date Harvested	Average		Yield History	
								Stand × 1,000	Yield	Bu/A	Years
Dixon	Harrold Wiggins	silt loam	minimum	corn	27	09-May	06-Oct	165.3	66.0	63.3	1
Grand Ridge	Darren Walter	silty clay loam	conventional	corn	NULL	11-May	06-Oct	160.2	59.0	65.0	19
Malta	Steve Drendel	silt loam	minimum	corn	NULL	08-May	07-Oct	166.5	67.4	61.1	17
Milledgeville	Steve Hollewell	silt loam	conventional	corn	11	08-May	09-Oct	173.8	64.6	64.0	18
									ILNO	62.6	20

Site Description: **ILNC** (See soybean results table on page 24)

Site	FIRST Farmers	Soil Texture	Tillage	Previous Crop	Total Nitrogen (lbs)	Date Planted	Date Harvested	Average		Yield History	
								Stand × 1,000	Yield	Bu/A	Years
Dwight	Lee Bunting	silty clay loam	no-till	corn	NULL	–	–	lost	lost	–	new site
Henry	Kevin Knapp	silt loam	minimum	corn	19	01-Jun	16-Oct	153.1	64.9	60.6	1
Macomb	Joel Lewis	silt loam	minimum	corn	NULL	12-May	13-Oct	157.7	58.6	59.0	19
Thomasboro	Joe Burke	silty clay loam	conventional	corn	NULL	–	–	lost	lost	65.8	5
									ILNC	56.8	20

Site Description: **ILSC** (See soybean results table on page 25)

Site	FIRST Farmers	Soil Texture	Tillage	Previous Crop	Total Nitrogen (lbs)	Date Planted	Date Harvested	Average		Yield History	
								Stand × 1,000	Yield	Bu/A	Years
Forsyth	Jim Cullison	silt loam	conventional	corn	NULL	11-May	15-Oct	161.2	53.0	59.0	13
Tuscola	Curt Clapper	sandy clay loam	conventional	corn	NULL	11-May	15-Oct	105.8	62.1	52.9	18
Virden	Roger Ladage	silt loam	conventional	corn	NULL	12-May	14-Oct	122.5	65.7	55.8	18
Williamsville	Bruce & Nick Constant	silty clay loam	conventional	corn	NULL	11-May	14-Oct	166.3	66.7	78.7	2
									ILSC	54.4	20

Site Description: **ILSO** (See soybean results table on page 25)

Site	FIRST Farmers	Soil Texture	Tillage	Previous Crop	Total Nitrogen (lbs)	Date Planted	Date Harvested	Average		Yield History	
								Stand × 1,000	Yield	Bu/A	Years
Belleville	John Barttelbort	silt loam	no-till	corn	14	1-Jun	2-Nov	105.0	53.0	57.4	18
Effingham	Klint Tucker	silt loam	conventional	corn	27	3-May	11-Oct	117.5	48.0	62.2	2
Flora	Bobby Briscoe	silt loam	no-till	corn	–	4-Jun	18-Oct	109.5	56.5	49.9	5
Nashville	Dan Bartling	silt loam	conventional	corn	–	4-Jun	24-Oct	109.4	57.9	–	new site
									ILSO	51.4	20

SOYBEAN REGIONAL ANNUAL YIELD AVERAGES FOR 2016-2020

FIRST Region	Average Yield by Year (Bu/A)					Since Inception	
	2020	2019	2018	2017	2016	Bu/A	#Years
WISO	63.5	61.2	71.6	58.8	71.6	60.8	20
NCSL	65.3	59.1	67.6	61.3	69.4	60.7	20
ILNO	64.3	64.4	72.6	68.0	73.0	62.6	20
ILNC	61.8	57.7	74.9	68.6	64.9	56.8	20
ILSC	61.9	60.0	78.7	61.7	58.6	54.4	20
ILSO	53.9	63.3	64.7	58.1	55.8	51.4	20

Soybean Results: WISO (See site description on page 21)

ALL-SEASON TEST | MATURITY GROUP 1.8-2.5 | Top 30 of 72 tested Results in BOLD are significantly above test average.

Company/ Brand	Product/ Brand	Technology	Maturity	Yield (Bu/A)	Moisture (%)	Lodging (%)	Gross Income (\$/A)	Arlington	Oregon	Postville	Watertown
CREDENZ	CZ 2121GTLL GC	LLGT27	2.1	68.8	11.1	6	\$619	72.8	61.8	73.9	66.8
FS HISOY	HS 24X80	RRX	2.4	67.6	10.8	7	\$609	68.1	70.5	67.1	64.8
GENESIS	G2190GL	LLGT27	2.1	67.5	10.9	8	\$607	73.0	61.7	73.7	61.6
GOLDEN HARVEST	GH2230X	RRX	2.2	66.8	11.0	6	\$602	64.7	66.9	70.4	65.3
TITAN PRO	22E8	E3	2.2	66.7	11.3	9	\$600	65.3	62.4	72.5	66.5
PIONEER	P23A15X U	RRX	2.3	66.6	11.0	8	\$600	67.9	63.4	65.7	69.5
CREDENZ	CZ 2040GTLL GC	LLGT27	2.0	66.4	10.8	6	\$598	71.7	65.8	69.5	58.7
GENESIS	G2550E	E3	2.5	66.4	11.1	8	\$598	70.3	62.8	68.9	63.7
LATHAM	L 2549 R2X	RRX	2.5	66.1	10.8	7	\$595	70.6	64.9	67.3	61.5
LATHAM	L 2295 R2X	RRX	2.2	65.9	10.6	9	\$594	69.2	62.9	70.4	61.2
GENESIS	G2350E	E3	2.3	65.8	11.1	8	\$592	64.0	64.2	67.9	67.1
DAIRYLAND	DSR-2590E	E3	2.5	65.8	11.6	12	\$592	62.4	68.2	69.4	63.1
ASGROW	AG20X9 U	RRX	2.0	65.7	10.9	12	\$591	67.6	62.0	67.0	66.2
NK BRAND	S27-M8X	RRX	2.7	65.7	11.1	6	\$591	65.3	61.5	75.6	60.4
TITAN PRO	21E0	E3	2.1	65.6	11.1	10	\$591	69.8	57.3	69.3	66.1
LATHAM	L 2578 LLGT27	LLGT27	2.5	65.6	11.1	8	\$590	65.5	62.2	70.9	63.7
FS HISOY	HS 18X70	RRX	1.8	65.5	10.8	8	\$589	63.9	61.2	72.8	64.0
NK BRAND	S21-W8X U	RRX	2.1	65.4	11.0	10	\$589	63.8	65.7	68.0	64.2
ARMOR	A20-E39	E3	2.0	65.4	10.9	10	\$589	68.3	54.3	73.7	65.4
STINE	19GB62 U	LLGT27	1.9	65.3	11.1	6	\$588	70.4	55.1	73.1	62.6
FS HISOY	HS 21X90	RRX	2.1	65.2	11.1	7	\$587	68.0	63.8	69.0	59.9
GENESIS	G2150E	E3	2.1	65.0	11.1	10	\$585	69.0	61.7	68.4	61.0
APEX	AE1910	E3	1.9	64.9	11.0	8	\$584	67.9	58.7	71.9	61.2
NK BRAND	S20-J5X U	RRX	2.0	64.9	11.0	10	\$584	66.5	63.1	70.1	59.8
LOYAL	L2130E	E3	2.1	64.6	11.1	8	\$582	71.5	56.1	62.3	68.5
TITAN PRO	17E0	E3	1.7	64.4	10.8	5	\$579	68.5	55.7	66.5	66.7
APEX	AE2510	E3	2.5	64.2	11.4	8	\$578	65.7	62.4	69.4	59.3
APEX	AE2110	E3	2.1	64.2	11.2	11	\$577	74.6	58.7	63.8	59.5
NK BRAND	S23-G5X	RRX	2.3	64.0	10.7	11	\$577	64.3	58.2	69.2	64.4
GOLDEN HARVEST	GH2041X U	RRX	2.0	64.0	10.9	9	\$576	68.8	62.7	62.3	62.2
Averages =				63.5	11.0	9	\$571	64.8	60.6	67.3	61.2
LSD (0.10) =				3.4	0.3	3.5		2.8	3.1	3.3	2.5

Soybean Results: NCSL (See site description on page 21)

ALL-SEASON TEST | MATURITY GROUP 2.1-2.9 | Top 30 of 72 tested Results in BOLD are significantly above test average.

Company/ Brand	Product/ Brand	Technology	Maturity	Yield (Bu/A)	Moisture (%)	Lodging (%)	Gross Income (\$/A)	Janesville	Monroe	Pearl City	Winnebago
ZINESTO	Z2401E	E3	2.4	70.4	10.1	17	\$634	70.0	66.9	75.7	69.2
RENK	RS248NX	RRX	2.4	69.2	10.1	24	\$623	66.8	67.8	71.5	70.7
GENESIS	G2550E	E3	2.5	69.2	10.1	16	\$623	71.7	71.7	68.5	64.9
APEX	AE2510	E3	2.5	68.5	9.9	18	\$617	72.0	64.7	71.3	66.2
LOYAL	L2130E	E3	2.1	68.3	10.1	26	\$615	72.6	64.8	69.6	66.4
PIONEER	P24A80X U	RRX	2.4	68.3	10.0	13	\$615	71.9	67.0	66.0	68.3
APEX	AE2610	E3	2.6	68.2	10.0	25	\$614	70.3	67.4	68.9	66.1
STINE	21EA32 U	E3	2.1	68.1	10.5	13	\$613	69.9	61.2	74.4	66.9
LATHAM	E 2995 LLGT27	LLGT27	2.9	67.9	10.0	22	\$611	69.8	63.8	67.6	70.3
PIONEER	P27A17X U	RRX	2.7	67.8	9.9	17	\$610	71.4	69.2	64.5	66.1
TITAN PRO	25E0	E3	2.5	67.4	10.1	21	\$607	65.2	65.4	72.9	66.3
ASGROW	AG26X8 U	RRX	2.6	67.4	10.3	17	\$607	60.0	68.8	66.6	74.3
P3 GENETICS	2126E	E3	2.6	67.3	9.9	22	\$606	63.3	72.4	69.9	63.7
DAIRYLAND	DSR-2844E	E3	2.8	67.2	10.2	25	\$605	64.0	69.2	66.9	68.8
CREDENZ	CZ 2760GTLL GC	LLGT27	2.7	67.1	9.9	18	\$604	67.3	65.9	68.0	67.3
STINE	24EA12 U	E3	2.4	67.1	10.0	17	\$604	69.0	66.4	68.0	65.1
TITAN PRO	21E0	E3	2.1	67.0	10.1	25	\$604	70.3	66.3	67.1	64.5
GENESIS	G2150E	E3	2.1	66.9	10.4	24	\$602	71.9	65.7	65.4	64.6
ZINESTO	Z2101E	E3	2.1	66.7	10.2	26	\$601	67.6	67.2	67.4	64.9
CORNELIUS	CB29X33	RRX	2.9	66.5	10.2	16	\$599	63.9	67.6	69.8	64.9
FS HISOY	HS 25E00	E3	2.5	66.3	10.1	20	\$596	66.8	64.8	68.8	64.7
PIONEER	P23A15X U	RRX	2.3	66.3	9.9	12	\$597	72.8	67.0	57.9	67.4
HEFTY	H25X0	RRX	2.5	66.3	9.9	13	\$596	68.8	66.1	63.1	67.0
RENK	RS250NX	RRX	2.5	66.3	10.0	13	\$596	65.6	64.9	65.2	69.2
STONE	2RX2639	RRX	2.6	66.2	9.8	22	\$596	63.1	65.1	65.7	70.9
HEFTY	H23X0	RRX	2.3	66.2	10.1	10	\$595	65.1	61.7	70.2	67.6
FS HISOY	HS 24X80	RRX	2.4	66.1	10.0	20	\$595	64.6	67.2	62.3	70.3
GOLDEN HARVEST	GH2523E3 U	E3	2.5	65.9	10.1	31	\$593	61.8	65.3	70.8	65.5
CORNELIUS	CB27X81	RRX	2.7	65.8	10.1	12	\$592	68.3	63.0	62.9	68.9
TITAN PRO	22E8	E3	2.2	65.7	10.1	14	\$592	71.2	62.7	59.9	69.1
Averages =				65.3	10.1	18	\$588	65.7	64.8	64.4	66.4
LSD (0.10) =				3.4	0.2	6.5		3.2	2.5	4.3	2.4

Soybean Results: ILNO (See site description on page 22)

ALL-SEASON TEST MATURITY GROUP 2.4-3.3 Top 30 of 72 tested								Results in BOLD are significantly above test average.			
Company/ Brand	Product/ Brand	Technology	Maturity	Yield (Bu/A)	Moisture (%)	Lodging (%)	Gross Income (\$/A)	Dixon	Grand Ridge	Malta	Milledgeville
NK BRAND	S31-Y2X	RRX	3.1	71.3	11.0	5	\$642	74.5	65.9	70.2	74.7
HEFTY	H33X0	RRX	3.3	69.5	11.9	4	\$625	70.4	61.0	72.8	73.7
FS HISOY	HS 32X90	RRX	3.2	67.8	12.4	5	\$609	67.5	58.3	68.2	77.1
ASGROW	AG33X0 U	RRX	3.3	67.7	12.0	10	\$610	66.1	61.9	73.0	70.0
NK BRAND	S27-M8X U	RRX	2.7	67.6	10.9	3	\$608	68.0	58.3	67.0	77.0
ZINESTO	Z3111E	E3	3.1	67.4	12.0	9	\$606	69.0	61.9	70.5	68.4
RENK	RS301NX	RRX	3.1	67.3	11.1	7	\$606	62.8	62.2	69.9	74.2
GOLDEN HARVEST	GH2788X	RRX	2.7	67.1	11.0	3	\$604	68.1	61.9	63.9	74.5
RENK	RS248NX	RRX	2.4	66.8	10.9	6	\$602	68.6	58.8	69.6	70.4
FS HISOY	HS 30X00	RRX	3.0	66.8	10.8	6	\$601	64.6	54.7	75.5	72.5
ASGROW	AG26X8 GC	RRX	2.6	66.6	10.8	6	\$600	67.8	61.9	71.2	65.7
PIONEER	P31A22X U	RRX	3.1	66.6	11.1	10	\$599	72.2	58.1	70.1	65.9
NK BRAND	S30-M9X U	RRX	3.0	66.5	11.4	8	\$599	66.9	57.0	75.7	66.6
PIONEER	P27A17X U	RRX	2.7	66.4	10.8	7	\$598	64.8	66.5	68.2	66.3
GOLDEN HARVEST	GH3088X	RRX	3.0	66.4	10.9	7	\$598	63.7	57.8	74.0	70.2
RENK	RS280NX	RRX	2.8	66.3	10.9	5	\$596	71.6	57.6	69.1	66.9
FS HISOY	HS 28X70	RRX	2.8	66.2	10.7	4	\$597	70.5	57.3	66.3	71.0
STONE	2RX2639	RRX	2.6	66.2	10.7	6	\$596	69.4	58.4	64.9	72.1
ASGROW	AG27X0 U	RRX	2.7	66.1	10.6	4	\$595	68.2	58.2	66.3	71.7
STONE	2RX3120	RRX	3.1	66.0	12.1	7	\$594	64.4	63.7	67.9	68.1
APEX	AE2510	E3	2.5	65.8	10.9	5	\$593	69.6	59.1	68.3	66.4
GENESIS	G2550E	E3	2.5	65.7	10.8	7	\$592	69.5	59.3	67.2	66.8
PIONEER	P24A80X GC	RRX	2.4	65.5	11.1	4	\$589	66.9	56.9	68.6	69.5
FS HISOY	HS 25E00	E3	2.5	65.5	11.1	7	\$589	72.5	56.7	67.5	65.2
FS HISOY	HS 32E00	E3	3.2	65.3	13.1	13	\$586	68.0	56.1	68.7	68.3
STINE	24EA12 U	E3	2.4	65.2	10.8	7	\$587	71.5	58.7	67.6	63.1
ASGROW	AG26X0 U	RRX	2.6	64.9	10.5	4	\$584	66.3	59.8	65.1	68.5
NK BRAND	S28-E3	E3	2.8	64.8	10.9	6	\$584	70.9	56.2	63.6	68.7
APEX	AE3110	E3	3.1	64.8	11.5	10	\$584	61.3	63.0	70.2	64.8
NK BRAND	S30-E3	E3	3.0	64.7	11.1	7	\$582	65.7	56.2	71.8	65.1
Averages =				64.3	11.3	7	\$578	66.0	59.0	67.4	64.6
LSD (0.10) =				3.4	0.6	2.8		3.5	2.5	3.0	4.4

Soybean Results: ILNC (See site description on page 22)

ALL-SEASON TEST MATURITY GROUP 2.8-3.8 Top 30 of 72 tested								Results in BOLD are significantly above test average.			
Company/ Brand	Product/ Brand	Technology	Maturity	Yield (Bu/A)	Moisture (%)	Lodging (%)	Gross Income (\$/A)	Dwight*	Henry	Macomb	Thomasboro*
NK BRAND	S35-E3	E3	3.5	72.4	9.1	1	\$652	—	67.9	76.9	—
PIONEER	P33A53X U	RRX	3.3	69.4	8.8	1	\$625	—	68.0	70.8	—
STINE	36EB32 U	E3	3.6	69.4	9.1	1	\$624	—	70.0	68.7	—
LG SEEDS	LGS3060RX GC	RRX	3.0	69.0	8.7	1	\$622	—	67.0	71.1	—
DONMARIO	DM 34E11	E3	3.4	69.0	9.3	1	\$621	—	66.3	71.6	—
P3 GENETICS	2034E	E3	3.4	68.4	9.1	1	\$616	—	72.4	64.4	—
APEX	AE3610	E3	3.6	67.4	9.2	1	\$608	—	65.4	69.5	—
NK BRAND	S35-K9X	RRX	3.5	67.3	9.1	1	\$606	—	70.5	64.2	—
GOLDEN HARVEST	GH3347X	RRX	3.3	66.9	9.1	2	\$603	—	68.4	65.5	—
NUTECH	35N03E	E3	3.5	66.7	9.8	1	\$601	—	64.1	69.3	—
GOLDEN HARVEST	GH3546X	RRX	3.5	66.7	9.1	2	\$600	—	67.7	65.6	—
NUTECH	36N03E	E3	3.6	66.6	9.2	1	\$600	—	67.5	65.8	—
GOLDEN HARVEST	GH2788X	RRX	2.7	66.5	8.9	1	\$599	—	67.5	65.6	—
STINE	28EC32 U	E3	2.8	66.4	8.7	1	\$598	—	66.0	66.8	—
FS HISOY	HS 35X00	RRX	3.5	66.1	9.1	2	\$596	—	68.0	64.3	—
RENK	RS357NX	RRX	3.5	66.1	8.9	1	\$595	—	68.5	63.7	—
NUTECH	31N06E	E3	3.1	66.0	9.1	1	\$594	—	66.7	65.2	—
ASGROW	AG37X0 U	RRX	3.7	65.6	8.7	1	\$591	—	65.9	65.3	—
ZINESTO	Z3111E	E3	3.1	65.1	9.1	1	\$586	—	66.0	64.2	—
P3 GENETICS	2136E	E3	3.6	65.0	9.1	1	\$585	—	67.6	62.3	—
STINE	33EC02 U	E3	3.3	64.3	9.5	1	\$580	—	65.2	63.5	—
RENK	RS301NX	RRX	3.1	64.2	9.2	1	\$577	—	66.5	61.8	—
GREAT HEART	GT-3840X	RRX	3.8	64.2	8.7	1	\$577	—	70.5	57.8	—
CORNELIUS	CB38X89	RRX	3.8	64.1	9.6	1	\$577	—	65.8	62.4	—
DYNA-GRO	S36E570	E3	3.6	64.1	9.3	1	\$577	—	63.2	65.0	—
NUTECH	34N06E	E3	3.4	63.3	9.2	1	\$571	—	61.4	65.3	—
FS HISOY	HS 32X90	RRX	3.2	63.2	9.0	1	\$569	—	66.0	60.5	—
GOLDEN HARVEST	GH3582E3	E3	3.5	63.2	9.3	1	\$569	—	66.0	60.4	—
CORNELIUS	CB36X22	RRX	3.6	63.2	9.0	1	\$569	—	66.8	59.6	—
NK BRAND	S30-M9X U	RRX	3.0	62.9	9.0	1	\$567	—	69.5	56.3	—
Averages =				61.8	9.2	1	\$556	—	64.9	58.6	—
LSD (0.10) =				6.6	0.7	ns		—	1.7	2.9	—

* Dwight: lost, washed out by heavy rainfall after planting. * Thomasboro: lost to herbicide injury.

Soybean Results: **ILSC** (See site description on page 22)

ALL-SEASON TEST | MATURITY GROUP 3.3-4.3 | Top 30 of 63 tested

Results in BOLD are significantly above test average.

Company/ Brand	Product/ Brand	Technology	Maturity	Yield (Bu/A)	Moisture (%)	Lodging (%)	Gross Income (\$/A)	Forsyth	Tuscola	Virden	Williamsville
PIONEER	P33A53X U	RRX	3.3	66.8	8.7	1	\$602	63.4	70.4	67.4	66.0
GOLDEN HARVEST	GH3546X	RRX	3.5	66.3	8.6	1	\$597	61.9	64.5	68.8	70.0
STINE	36EB32 U	E3	3.6	66.1	9.0	1	\$595	57.8	70.9	68.7	67.2
APEX	AE3310	E3	3.3	65.0	8.8	1	\$585	53.2	66.5	67.7	72.5
FS HISOY	HS 35X00	RRX	3.5	64.9	8.9	1	\$585	57.4	64.5	69.8	68.1
NK BRAND	S39-E3	E3	3.9	64.9	8.6	1	\$585	59.8	64.2	67.3	68.4
PIONEER	P39A58X U	RRX	3.9	64.7	8.6	1	\$583	55.6	65.4	63.7	74.2
FS HISOY	HS 34E80	E3	3.4	64.5	9.0	1	\$580	56.3	64.8	70.5	66.3
STINE	37EC20 U	E3	3.7	64.5	8.9	1	\$581	53.5	70.2	64.1	70.2
ASGROW	AG33X0 U	RRX	3.3	64.4	8.7	1	\$580	61.3	64.5	65.1	66.8
DYNA-GRO	S39EN19	E3	3.9	64.4	8.6	1	\$580	53.9	64.1	67.2	72.3
ASGROW	AG38X8 GC	RRX	3.8	63.8	8.5	1	\$574	55.6	67.0	67.4	65.2
STONE	2RX3628	RRX	3.6	63.6	8.7	1	\$573	61.4	59.1	65.8	68.1
GENESIS	G3350E	E3	3.3	63.6	8.9	1	\$573	55.0	67.0	66.0	66.4
FS HISOY	HS 41X70	RRX	4.1	63.6	8.7	1	\$573	60.1	61.5	67.4	65.3
NUTECH	34N06E	E3	3.4	63.6	8.9	1	\$572	57.9	60.5	67.4	68.4
DONMARIO	DM 3932E	E3	3.9	63.5	8.4	1	\$572	55.1	63.4	69.0	66.6
DYNA-GRO	S41E580	E3	4.1	63.5	8.8	1	\$571	63.2	64.4	62.7	63.5
NK BRAND	S35-E3	E3	3.5	63.4	8.8	1	\$571	59.2	63.2	63.9	67.4
NUTECH	39N04E	E3	3.9	63.2	8.7	1	\$569	53.2	62.9	68.3	68.2
DYNA-GRO	S37EN39	E3	3.7	63.0	8.6	1	\$567	54.1	61.6	68.4	68.0
NUTECH	41N03E	E3	4.1	62.7	9.0	1	\$564	51.3	64.7	64.2	70.6
PIONEER	P36A83X U	RRX	3.6	62.6	8.6	1	\$563	53.5	65.1	67.1	64.5
GOLDEN HARVEST	GH3728X	RRX	3.7	62.4	8.8	1	\$562	57.2	64.2	64.3	63.9
RENK	RS357NX	RRX	3.5	62.4	8.9	1	\$562	55.1	56.4	69.1	69.0
ASGROW	AG34X6 GC	RRX	3.4	62.3	8.7	1	\$560	56.9	59.3	64.5	68.3
GOLDEN HARVEST	GH3934X U	RRX	3.9	62.2	8.8	1	\$560	52.6	62.9	69.4	64.0
GOLDEN HARVEST	GH3582E3	E3	3.5	62.2	8.9	1	\$560	55.0	63.7	63.5	66.7
DONMARIO	DM 41P2X	RRX	4.1	62.2	8.8	1	\$560	57.8	62.4	64.6	64.1
DONMARIO	DM 38X51	RRX	3.8	62.1	8.9	1	\$559	54.5	62.5	62.6	69.1
Averages =				61.9	8.8	1	\$557	53.0	62.1	65.7	66.7
LSD (0.10) =				3.3	0.2	ns		2.3	1.9	4.2	3.6

Soybean Results: **ILSO** (See site description on page 22)

ALL-SEASON TEST | MATURITY GROUP 3.5-4.5 | Top 30 of 54 tested

Results in BOLD are significantly above test average.

Company/ Brand	Product/ Brand	Technology	Maturity	Yield (Bu/A)	Moisture (%)	Lodging (%)	Gross Income (\$/A)	Belleville	Effingham	Flora	Nashville
FS HISOY	HS 35X00	RRX	3.5	60.3	11.3	2	\$543	52.0	55.4	70.8	62.9
DYNA-GRO	S41XS98	RRX,ST	4.1	58.0	11.8	5	\$522	61.6	49.0	62.1	59.3
NK BRAND	S45-Z5XS	RRX,ST	4.5	57.7	11.8	2	\$519	60.8	48.8	65.7	55.4
GREAT HEART	GT-3840X	RRX	3.8	57.7	11.2	4	\$519	56.6	48.5	65.8	59.8
NUTECH	35N03E	E3	3.5	56.8	11.9	3	\$512	47.0	59.9	61.2	59.2
PIONEER	P39A58X U	RRX	3.9	56.8	11.4	4	\$511	55.8	52.2	57.1	61.9
ARMOR	A44-D92	RRX,ST	4.4	56.6	12.1	18	\$510	53.6	47.6	59.1	66.3
GOLDEN HARVEST	GH3582E3	E3	3.5	56.3	11.7	2	\$507	61.8	48.5	56.6	58.4
PIONEER	P40A47X U	RRX	4.0	56.3	11.4	2	\$507	55.0	51.3	58.8	60.1
GOLDEN HARVEST	GH3922E3 U	E3	3.9	56.3	11.4	2	\$507	53.9	47.4	62.9	61.0
GOLDEN HARVEST	GH4307X	RRX	4.3	56.1	11.6	8	\$505	50.9	50.6	61.6	61.2
STINE	36EB32 U	E3	3.6	55.7	11.8	2	\$502	51.3	49.5	58.1	64.0
NK BRAND	S39-E3	E3	3.9	55.6	11.5	2	\$501	64.2	46.4	56.3	55.5
FS HISOY	HS 38X70	RRX	3.8	55.4	11.6	6	\$499	57.3	52.1	53.3	59.0
ARMOR	A42-D27	RRX,ST	4.2	55.4	11.8	5	\$499	59.7	49.2	54.4	58.2
NK BRAND	S42-B9XS GC	RRX,ST	4.2	55.4	11.6	2	\$498	48.5	44.5	62.8	65.6
ASGROW	AG36X6 GC	RRX	3.6	55.3	11.4	2	\$497	45.7	53.1	66.5	55.7
NUTECH	43N04E	E3	4.3	55.2	11.2	5	\$497	52.4	54.1	57.8	56.7
GOLDEN HARVEST	GH3546X	RRX	3.5	55.1	11.2	5	\$496	53.1	52.4	54.3	60.6
DYNA-GRO	S43EN61	E3	4.3	55.0	11.7	2	\$495	60.5	50.9	55.6	52.9
STINE	40EB20 U	E3	4.0	54.6	11.6	2	\$492	50.4	47.7	57.3	63.1
STINE	37EC20 U	E3	3.7	54.5	11.9	2	\$491	54.6	47.5	56.5	59.4
FS HISOY	HS 39E00	E3	3.9	54.4	11.3	2	\$489	53.1	47.7	56.0	60.7
ASGROW	AG39X7 U	RRX,ST	3.9	54.4	11.8	3	\$490	55.5	50.8	59.3	51.9
FS HISOY	HS 43E00	E3	4.3	54.3	11.7	3	\$488	57.7	47.2	57.9	54.2
ASGROW	AG37X0 GC	RRX	3.7	54.2	11.2	1	\$488	52.4	48.5	54.9	61.0
GOLDEN HARVEST	GH3934X U	RRX	3.9	54.2	11.7	11	\$488	49.5	50.9	55.0	61.3
FS HISOY	HS 38X00	RRX	3.8	54.1	11.5	4	\$488	60.9	47.4	54.4	53.9
APEX	AE3610	E3	3.6	54.0	11.9	2	\$486	54.2	45.8	51.0	65.0
NK BRAND	S35-E3 GC	E3	3.5	53.5	12.0	2	\$482	46.2	47.3	63.0	57.7
Averages =				54.1	11.0	5	\$487	53.0	48.0	56.5	57.9
LSD (0.10) =				3.9	0.4	2.7		2.8	2.5	3.8	3.0

SOYBEAN PRODUCTS TESTED

Product/Brand	Technology	Maturity	SCN	STrt	Region(s) Tested
AGRIGOLD AgriGold (AgReliant Genetics, LLC)					
www.agrigold.com 5381 Akin Rd, St. Francisville, IL 62460 (800) 262-7333					
G3285RX GC	RRX	3.2	NA	na	ILSC
APEX M.S. Technologies, L.L.C.					
www.mstechseed.com/ 103 Avenue D, West Point, IA 52656 (800) 362-2510					
AE1910	E3	1.9	R	CMBVSA	IANOa, IANWa, MNCEB, MNSCb, MNSOa, SDEC, WISO
AE2110	E3	2.1	R	CMBVSA	IANCa, IANOa, IANWa, MNSCb, MNSOb, SDEC, SDSE, WISO
AE2310	E3	2.3	R	CMBVSA	IANCa, IANOb, IANWa, IASCa, MNSOb, NCSL, SDEC, SDSE, WISO
AE2510	E3	2.5	R	CMBVSA	IANCa, IANOb, IANWa, IASCa, IASO, ILNO, NCSL, SDSE, WISO
AE2610	E3	2.6	R	CMBVSA	IANCb, IANWb, IASCa, IASO, NCSL
AE2800	E3	2.8	R	CMBVSA	IANCb, IANWb, IASCb, IASO, ILNO, NCSL, NENE, SDSE
AE3001	E3	3.0	R	CMBVSA	IASCb, IASO, ILNC, ILNO
AE3110	E3	3.1	R	CMBVSA	IASCb, IASO, ILNC, ILNO, NENE, NESE
AE3310	E3	3.3	R	CMBVSA	IASO, ILNC, ILNO, ILSC, NENE, NESE, OHNW
AE3610	E3	3.6	R	CMBVSA	ILNC, ILSC, ILNO, MONOa
AE3811	E3	3.8	R	CMBVSA	ILNC, ILSC, ILSO
AE4510	E3	4.5	R	CMBVSA	ILSO
ARMOR Armor Seed, LLC (WinField United)					
www.armorseed.com 20 Ferri Dr, Cleveland, MS 38732 (870) 336-2290					
A20-E39	E3	2.0	MR	W	WISO
A23-E89	E3	2.3	MR	W	IASCa, WISO
A25-E39	E3	2.5	MR	W	WISO
A42-D27	RRX,ST	4.2	MR	W	ILSO
A42-E11	E3	4.2	MR	W	ILSO
A44-D92	RRX,ST	4.4	MR	W	ILSO
A44-E44	E3	4.4	MR	W	ILSO
ASGROW Asgrow Brand (Bayer CropScience)					
www.asgrow.com 800 N Lindbergh Blvd, St. Louis, MO 63167 (314) 694-1000					
AG19X0 §	RRX	1.9	R	na	MNCEB, MNSCb, MNSOa, WISO
AG20X9 §	RRX	2.0	R	na	IANOa, MNCEB, MNSCb, MNSOb, SDEC, WISO
AG25X9 GC	RRX	2.5	R	na	ILNO
AG26X0 §	RRX	2.6	R	na	IANCb, IANWb, IASCa, IASO, ILNO, NCSL, NENE
AG26X8 GC	RRX	2.6	R	na	ILNO
AG27X0 §	RRX	2.7	R	na	IANWb, IASCa, ILNO, INNO, NCSL, OHNW, SDSE
AG29X9 GC	RRX	2.9	R	na	ILNC
AG33X0 §	RRX	3.3	R	na	IASO, ILNC, ILNO, ILSC, INCE, INNO, MONOa, NESE, OHNW, PASE
AG34X6 GC	RRX	3.4	R	na	ILSC, ILSO
AG36X6 GC	RRX	3.6	R	na	ILSO
AG37X0 GC	RRX	3.7	R	na	ILSO, INCE
AG38X8 GC	RRX	3.8	R	na	ILSC
AG39X7 §	RRX,ST	3.9	R	na	DMNO, ILSC, ILSO, KSEC, KSNE, MOCE, NESE
AG42X9 GC	RRX	4.2	R	na	ILSC
CORNELIUS Cornelius Seed					
www.corneliusseed.com 14760 317th Ave, Bellevue, IA 52031 (800) 218-1862					
CB24X64	RRX	2.4	R	PG+	IANCa, IANOb, WISO
CB26X78	RRX	2.6	R	PG+	IANCb, NCSL
CB27X81	RRX	2.7	R	PG+	IANCb, IASCa, NCSL
CB29X33	RRX	2.9	R	PG+	IASCb, ILNO, NCSL
CB33X17	RRX	3.3	R	PG+	IASO, ILNC, ILNO
CB36X22	RRX	3.6	R	PG+	IASO, ILNC
CB38X89	RRX	3.8	R	PG+	ILNC
CREDENZ BASF					
www.agriculture.basf.com/us/en.html 26 Davis Dr, Research Triangle Park, NC 27709 (919) 547-2000					
CZ 1859GTLT GC	LLGT27	1.8	R	PVIL,OB	WISO
CZ 2040GTLT GC	LLGT27	2.0	R	PVIL,OB	WISO
CZ 2121GTLT GC	LLGT27	2.1	MR	PVIL,OB	WISO
CZ 2360GTLT GC	LLGT27	2.3	MR	PVIL,OB	NCSL, WISO
CZ 2550GTLT GC	LLGT27	2.5	MR	PVIL,OB	NCSL, WISO
CZ 2760GTLT GC	LLGT27	2.7	R	PVIL,OB	NCSL
CZ 3660GTLT	LLGT27	3.6	R	PVIL,OB	IASO, INCE, KSNE, MOCE, NESE, PASE
CZ 3750GTLT	LLGT27	3.7	R	PVIL,OB	INCE, KSNE, MOCE, MONOa, NESE, PASE
DAIRYLAND Dairyland Seed Co., Inc. (Corteva Agriscience)					
www.dairylandseed.com PO Box 958, West Bend, WI 53095 (800) 236-0163					
DSR-2030E	E3	1.9	R	Lum,Lu,IL	MNCEB, MNSCb, MNSOa, SDEC, WISO
DSR-2112E	E3	2.1	R	Lum,Lu,IL	MNSCb, MNSOb, SDEC, WISO
DSR-2259E	E3	2.2	R	Lum,Lu,IL	MNSCb, MNSOb, NCSL, SDEC, WISO
DSR-2424E	E3	2.3	R	Lum,Lu,IL	NCSL, SDEC, WISO
DSR-2555E	E3	2.5	R	Lum,Lu,IL	INNO, NCSL, WISO
DSR-2590E	E3	2.5	R	Lum,Lu,IL	INNO, NCSL, WISO
DSR-2640E	E3	2.6	R	Lum,Lu,IL	INNO, NCSL
DSR-2844E	E3	2.8	R	Lum,Lu,IL	INCE, INNO, NCSL
DSR-2999E	E3	2.9	R	Lum,Lu,IL	INCE, INNO, NCSL
DSR-3146E	E3	3.1	R	Lum,Lu,IL	INCE, INNO
DSR-3256E	E3	3.2	R	Lum,Lu,IL	INCE, INNO
DSR-3365E	E3	3.3	R	Lum,Lu,IL	INCE, INNO
DSR-3587E	E3	3.5	R	Lum,Lu,IL	INCE
DSR-3645E	E3	3.6	R	Lum,Lu,IL	INCE
DSR-3989E	E3	3.8	R	Lum,Lu,IL	INCE
E20-101E	E3	2.2	R	Lum,Lu,IL	MNSCb, MNSOb, SDEC, WISO
E24-201E	E3	2.3	R	Lum,Lu,IL	MNSOb, NCSL, SDEC, WISO
DONMARIO Donmaro Seeds, Inc.					
www.donmaro.com/en/usa/home 454 E 300 N Rd, Gibson City, IL 60936 (217) 784-8475					
DM 28J9X	RRX	2.8	R	CMBVSA	ILNO, NCSL

Product/Brand	Technology	Maturity	SCN	STrt	Region(s) Tested
DM 31X61	RRX	3.1	R	CMBVSA	IASCb, IASO, ILNC, ILNO, INCE, INNO, NENE, NESE, OHNW
DM 34E11	E3	3.4	R	CMBVSA	ILNC
DM 34X7E	RRX	3.4	R	CMBVSA	ILNC, ILNO
DM 3756E	E3	3.7	R	CMBVSA	ILNC, ILSC, MOCE, MONOa
DM 38X51	RRX	3.8	R	CMBVSA	ILSC
DM 3932E	E3	3.9	R	CMBVSA	ILSC, MOCE, MONOb
DM 40X61	RRX	4.0	R	CMBVSA	ILSC, KSEC, KSNE, MOCE, MONOb
DM 41P2X	RRX	4.1	R	CMBVSA	ILSC
DM 43E51	E3	4.3	R	CMBVSA	ILSC, MOCE, MONOb

DYNA-GRO Dyna-Gro Seed (Nutrien Ag Solutions)					DYNAGRO SEED
www.dynagroseed.com 3005 Rocky Mountain Ave, Loveland, CO 80538 (970) 685-3300					
S28XT58	RRX	2.8	R	EQVSA	ILNO, INNO, NENE, SDSE
S30EN70	E3	3.0	R	EQVSA	ILNO, NENE
S32EN01	E3	3.2	R	EQVSA	ILNO, INNO, NENE
S32XS71	RRX,ST	3.2	MR	EQVSA	INCE, INNO
S34GL79	LLGT27	3.4	R	EQVSA	INCE
S35EN99	E3	3.5	R	EQVSA	ILNC, INCE, MONOa, NESE
S36E570	E3	3.6	R	EQVSA	ILNC, INCE, MONOa
S36XT91	RRX	3.6	MR	EQVSA	ILNC, INCE
S37EN39	E3	3.7	R	EQVSA	ILSC, INCE, MONOa, NESE
S37XS89	RRX,ST	3.7	R	EQVSA	ILSC, INCE
S38XS21	RRX,ST	3.8	R	EQVSA	ILSC, KSNE, MONOb, NESE
S39EN19	E3	3.9	R	EQVSA	ILSC, MOCE, MONOb
S41E580	E3	4.1	R	EQVSA	ILSC, KSNE, MOCE, MONOb
S41XS98	RRX,ST	4.1	R	EQVSA	ILSO, KSNE
S43EN61	E3	4.3	R	EQVSA	ILSO, KSEC, MOCE
S43XS70	RRX,ST	4.3	R	EQVSA	ILSO, KSEC

EBBERTS Ebberts Field Seeds, Inc.					Ebberts
www.ebbertsseeds.com 6840 N State Rt, 48 Covington, OH 45318 (937) 473-2521					
330R2X	RRX	3.3	R	IS,Ri	INCE, INNO, OHNW
351R2X	RRX	3.4	R	IS,Ri	INCE, INNO, OHNW
368R2X	RRX	3.6	R	IS,Ri	INCE
388R2X	RRX	3.8	R	IS,Ri	INCE
E3350 E3	E3	3.3	R	IS,Ri	INCE, INNO, OHNW
E3540 E3	E3	3.4	R	IS,Ri	INCE, INNO, OHNW
E3741 E3	E3	3.7	R	IS,Ri	INCE
E3851 E3	E3	3.8	R	IS,Ri	INCE

FS HISOY FS HiSoy (GROWMARK, Inc.)					HISOY
www.fssystem.com/Products-Services/Agriculture/FS-Seed/FS-HISOY 1701 Towanda Ave, Bloomington, IL 61701 (309) 557-6000					
HS 18X70	RRX	1.8	R	ACI,SA	IANOa, WISO
HS 19X90	RRX	1.9	R	ACI,SA	IANOa, WISO
HS 21X90	RRX	2.1	R	ACI,SA	IANCa, IANOa, IANWa, NCSL, WISO
HS 22X00	RRX	2.2	R	ACI,SA	IANCa, IANOb, IANWa, NCSL, WISO
HS 23X70	RRX	2.3	R	ACI,SA	IANCa, IANOb, IANWa, IASCa, NCSL, WISO
HS 24X80	RRX	2.4	R	ACI,SA	IANCa, IANOb, IANWa, IASCa, ILNO, INNO, NCSL, OHNW, WISO
HS 25E00	E3	2.5	R	ACI,SA	IANWb, IASCa, ILNO, INNO, NCSL, OHNW
HS 27X90	RRX	2.7	R	ACI,SA	IANCb, IANWb, IASCa, IASO, ILNO, INNO, NCSL
HS 28E90	E3	2.8	R	ACI,SA	IANCb, IANWb, ILNC, NCSL
HS 28X70	RRX	2.8	R	ACI,SA	IANCb, IANWb, IASCb, ILNO, INNO, NCSL
HS 30X00	RRX	3.0	R	ACI,SA	IASCb, IASO, ILNC, ILNO, INCE, INNO, OHNW
HS 32E00	E3	3.2	R	ACI,SA	IASCb, IASO, ILNC, ILNO, INCE, INNO, MONOa, OHNW
HS 32X90	RRX	3.2	R	ACI,SA	IASCb, IASO, ILNC, ILNO, INCE, INNO, MONOa, OHNW
HS 34E80	E3	3.4	R	ACI,SA	IASO, ILNC, ILSC, INCE, MONOa, OHNW
HS 34X60	RRX	3.4	R	ACI,SA	IASO, ILNC, ILSC, INNO, OHNW
HS 35X00	RRX	3.5	R	ACI,SA	IASO, ILNC, ILSC, ILNO, INCE, MOCE, MONOa
HS 38E90	E3	3.8	R	ACI,SA	ILSC, ILSO, INCE, MOCE
HS 38X00	RRX	3.8	MR	ACI,SA	ILSC, ILSO, MOCE, MONOb
HS 38X70	RRX	3.8	R	ACI,SA	ILNC, ILSC, ILSO, INCE
HS 39E00	E3	3.9	R	ACI,SA	ILSC, ILSO, MOCE, MONOb
HS 41X70	RRX	4.1	R	ACI,SA	ILSC, ILSO, MOCE, MONOb
HS 43E00	E3	4.3	R	ACI,SA	ILSC, ILSO, MOCE, MONOb

GENESIS M.S. Technologies, L.L.C.					Genesis
www.mstechseed.com/ 103 Avenue D, West Point, IA 52656 (800) 362-2510					
G1950E	E3	1.9	R	CMBVSA	IANOa, IANWa, MNCEB, MNSCb, MNSOa, SDEC, WISO
G2150E	E3	2.1	R	CMBVSA	IANCa, IANOa, IANWa, MNSCb, MNSOb, NCSL, SDEC, SDSE, WISO
G2190GL	LLGT27	2.1	R	Ect,CSA	IANCa, IANOa, IANWa, MNSCb, MNSOb, WISO
G2350E	E3	2.3	R	CMBVSA	IANCa, IANOb, IANWa, MNSOb, NCSL, SDEC, SDSE, WISO
G2550E	E3	2.5	R	CMBVSA	IANCa, IANOb, IANWb, IASCa, IASO, ILNO, NCSL, OHNW, SDSE, WISO
G2840E	E3	2.8	R	CMBVSA	IANCb, IASCb, IASO, ILNO, NCSL
G3040E	E3	3.0	R	CMBVSA	IASCb, IASO, ILNC, ILNO, NENE, OHNW
G3150E	E3	3.1	R	CMBVSA	ILNO
G3350E	E3	3.3	R	CMBVSA	IASO, ILNO, ILSC, NENE, NESE, OHNW
G4350E	E3	4.3	R	Ect,CSA	ILSC, KSNE

GOLDEN HARVEST Golden Harvest Brand (Syngenta)					Golden Harvest
www.goldenharvestseeds.com 2001 Butterfield Rd, Ste 1600, Downers Grove, IL 60515 (800) 944-7333					
GH1915X	RRX	1.9	R	CMBVSA	IANOa, MNCEB, MNSCb, WISO
GH2041X §	RRX	2.0	R	CMBVSA	WISO
GH2230X	RRX	2.2	R	CMBVSA	IANCa, IASCa, MNSOb, WISO
GH2329X	RRX	2.3	MR	CMBVSA	IANCa, IANOb, IANWa, IASCa, SDSE, WISO
GH2420E3	E3	2.4	MR	CMBVSA	NCSL
GH2523E3 §	E3	2.5	R	CMBVSA	NCSL
GH2552X	RRX	2.5	MR	CMBVSA	IANCa, IANWb, IASCa, INNO, OHNW, WISO
GH2788X	RRX	2.7	R	CMBVSA	IANWb, ILNC, ILNO, NCSL, OHNW, SDSE
GH2818E3	E3	2.8	MR	CMBVSA	IASCb, ILNO, NCSL
GH3088X	RRX	3.0	R	CMBVSA	IASO, ILNO, INNO, NENE, OHNW
GH3152E3S §	E3,ST	3.1	MR	CMBVSA	IASO, ILNO
GH3347X	RRX	3.3	R	CMBVSA	IASO, ILNC, ILNO
GH3380E3	E3	3.3	NA	CMBVSA	ILNO
GH3546X	RRX	3.5	R	CMBVSA	IASO, ILNC, ILSC, ILNO, INCE

SOYBEAN PRODUCTS TESTED

Product/Brand	Technology	Maturity	SCN	STrt	Region(s) Tested
GH3582E3	E3	3.5	R	CMBVSA	IASO, ILNC, ILSO, INCE, MONOa
GH3728X	RRX	3.7	R	CMBVSA	ILNC, ILSO, INCE, KSNE
GH3922E3 §	E3	3.9	MR	CMBVSA	ILSC, ILSO
GH3934X §	RRX	3.9	R	CMBVSA	ILSC, ILSO, KSNE
GH4307X	RRX	4.3	R	CMBVSA	ILSO

GREAT HEART | Great Heart Seed
 www.greatheartseed.com
 220 W Washington St, Paris, IL 61944 | (877) 243-2071



GT-3711XS	RRX,ST	3.7	R	na	ILNC, ILSO, INCE
GT-3840X	RRX	3.8	R	na	ILNC, ILSO, INCE
GT-4255XS	RRX,ST	4.2	R	na	ILSO

HEFTY | Hefty Seed Company
 www.heftyseed.com
 47504 252nd St, Baltic, SD 57003 | (866) 769-7200



H23X0	RRX	2.3	R	HCS	IANCa, IANOb, IANWa, MNSOb, NCSL, SDEC, SDSE
H25X0	RRX	2.5	R	HCS	IANCa, IANOb, IANWb, ILNO, NCSL, SDSE
H28X8	RRX	2.8	R	Untreated	IANCb, IANWb, ILNC, ILNO, NCSL, NENE, SDSE
H29X8	RRX	2.9	MR	HCS	IANCb, ILNC, ILNO, NCSL, NENE
H31X9	RRX	3.1	R	HCS	ILNC, NENE, NESE
H33X0	RRX	3.3	R	HCS	ILNC, ILNO, NENE, NESE

LATHAM | Latham Hi-Tech Seeds
 www.lathamseeds.com
 131 180th St, Alexander, IA 50420 | (877) 465-2842



E 2995 LLGT27	LLGT27	2.9	R	SS+	IANCb, NCSL, NENE
L 2228 R2	RR2Y	2.2	R	SS+	IANCa, IANOb, IANWa, MNSCb, MNSOb, SDEC, WISO
L 2295 R2X	RRX	2.2	R	SS+	IANOb, IANWa, MNSOb, SDEC, WISO
L 2379 E3	E3	2.3	R	SS+	IANCa, IANOb, IASCa, MNSOb, SDEC, SDSE, WISO
L 2549 R2X	RRX	2.5	R	SS+	IANCa, IANOb, IANWb, SDSE, WISO
L 2578 LLGT27	LLGT27	2.5	R	SS+	IASCa, SDSE, WISO
L 2887 R2X	RRX	2.8	R	SS+	IANWb, IASCb, NCSL, NENE, SDSE
L 2894 E3	E3	2.8	R	SS+	IANCb, IASCb, NCSL, NENE, SDSE

LG SEEDS | LG Seeds (AgReliant Genetics, LLC)
 www.lgseeds.com
 22827 Shissler Rd, Elmwood, IL 61529 | (800) 752-6847



LGS3060RX GC	RRX	3.0	NA	na	ILNC
LGS3202RX GC	RRX	3.2	NA	na	ILSC, PASE

LOCAL SEED | Local Seed Company, LLC
 www.localseed.com
 802 Rozelle St, Memphis, TN 38104 | (901) 260-6000



LS3005E3	E3	3.0	R	RP	INCE, INNO, OHNW, PASE
LS3205GL	LLGT27	3.2	R	RP	INCE, INNO, OHNW
LS3207XS	RRX,ST	3.2	R	RP	INCE, INNO, OHNW, PASE
LS3606GL	LLGT27	3.6	R	RP	INCE, PASE
ZS2898GL	LLGT27	2.8	R	RP	INCE, INNO, OHNW, PASE
ZS3496GL	LLGT27	3.4	R	RP	INCE, INNO, OHNW, PASE
ZS3898E3S	E3	3.8	R	RP	INCE, PASE

LOYAL | M.S. Technologies, L.L.C.
 www.mstechseed.com/
 103 Avenue D, West Point, IA 52656 | (800) 362-2510



L1930E	E3	1.9	R	CMBVSA	MNCEb, MNSCb, MNSOb, SDEC, WISO
L2130E	E3	2.1	R	CMBVSA	IANWa, MNSCb, MNSOb, NCSL, SDEC, SDSE, WISO

NK BRAND | NK Brand (Syngenta)
 www.nkseeds.com
 2001 Butterfield Rd, Ste 1600, Downers Grove, IL 60515 | (800) 258-0521



S18-H3X	RRX	1.8	R	CMBVSA	WISO
S20-J5X §	RRX	2.0	R	CMBVSA	MNSCb, MNSOb, SDEC, WISO
S21-W8X §	RRX	2.1	R	CMBVSA	IANCa, IANWa, MNSCb, MNSOb, NCSL, SDSE, WISO
S23-65X	RRX	2.3	MR	CMBVSA	IANCa, IANOb, IANWa, IASCa, MNSOb, NCSL, SDEC, SDSE, WISO
S25-V8X	RRX	2.5	MR	CMBVSA	IANCa, NCSL, WISO
S27-M8X	RRX	2.7	R	CMBVSA	IANCb, WISO
S28-E3	E3	2.8	MR	CMBVSA	IANWb, IASCb, ILNO, INNO, OHNW
S30-E3	E3	3.0	R	CMBVSA	IASO, ILNO
S30-M9X	RRX	3.0	R	CMBVSA	IASO, NCSL
S31-Y2X	RRX	3.1	R	CMBVSA	ILNO
S33-2E3	E3	3.3	NA	CMBVSA	ILNC, ILNO, INNO
S35-E3	E3	3.5	R	CMBVSA	IASO, ILNC, ILSO, MOCE
S35-K9X	RRX	3.5	R	CMBVSA	ILNC, MONOa
S36-E3	E3	3.6	MR	CMBVSA	INCE
S37-2E3S	E3,ST	3.7	MR	CMBVSA	IASO, ILNC, ILSO, INCE, KSNE, MOCE, MONOa, PASE
S39-E3	E3	3.9	MR	CMBVSA	ILSC, ILSO, MONOb
S39-G2X	RRX	3.9	R	CMBVSA	ILSC, KSEC
S42-B9XS	RRX,ST	4.2	R	CMBVSA	ILSC
S43-E3	E3	4.3	MR	CMBVSA	ILSO
S45-25XS	RRX,ST	4.5	R	CMBVSA	ILSO

NUTECH | NuTech Seed, LLC (Corteva Agriscience)
 www.nutechseed.com
 201 Knollwood Dr, Champaign, IL 61820 | (888) 647-3478



24N02E	E3	2.4	R	Lum,G,IL	IANCa, IANOb, IASCa, ILNO
24N04E	E3	2.4	R	Lum,G,IL	IANCa, IANOb, IASCa, ILNO
26N04E	E3	2.6	R	Lum,G,IL	IANCb, IASCa, IASO, ILNO
28N02E	E3	2.8	R	Lum,G,IL	IANCb, IASCb, IASO, ILNC, ILNO, INCE
30N03E	E3	3.0	R	Lum,G,IL	IASCb, IASO, ILNC, ILNO, INCE
31N06E	E3	3.1	R	Lum,G,IL	IASCb, IASO, ILNC, ILNO, INCE, MONOa
34N06E	E3	3.4	R	Lum,G,IL	IASO, ILNC, ILSO, INCE, MONOa
35N03E	E3	3.5	R	Lum,G,IL	IASO, ILNC, ILSO, INCE, MOCE, MONOa
36N03E	E3	3.6	R	Lum,G,IL	IASO, ILNC, ILSO, INCE, MOCE, MONOa
39N04E	E3	3.9	R	Lum,G,IL	ILSC, ILSO, MOCE, MONOb
41N03E	E3	4.1	R	Lum,G,IL	ILSC, ILSO, MOCE, MONOb
43N04E	E3	4.3	R	Lum,G,IL	ILSO, MOCE, MONOb
45N04E	E3	4.5	R	Lum,G,IL	ILSO, MOCE

For more yield results visit www.firstseedtests.com
 FIRST does not make product endorsements.

Product/Brand	Technology	Maturity	SCN	STrt	Region(s) Tested
---------------	------------	----------	-----	------	------------------

P3 GENETICS | M.S. Technologies L.L.C.

www.mstechseed.com
 103 Avenue D, West Point, IA 52656 | (800) 362-2510



1924E	E3	2.4	R	PG+	IANCa, IANOb, WISO
1928E	E3	2.8	R	PG+	IANCb, NCSL
2023E	E3	2.3	R	PG+	IANCa, IANOb, WISO
2029E	E3	2.9	R	PG+	IASCb, IASO, ILNO
2034E	E3	3.4	R	PG+	IASO, ILNC
2121E	E3	2.1	R	PG+	IANOb, WISO
2126E	E3	2.6	R	PG+	IANCb, IASCa, NCSL
2131E	E3	3.1	R	PG+	IASO, ILNO
2136E	E3	3.6	R	PG+	IASO, ILNC

PARTNERS BRAND | Partners Brand (Langdon Brothers Seed)

www.partnersbrandseed.com
 4610 E SR 120, Howe, IN 46746 | (877) 790-0016



PB3321E3	E3	3.3	MR	A2020	INCE, INNO, OHNW
PB3419E3	E3	3.4	MR	A2020	INCE, INNO, OHNW
PB3720E3	E3	3.7	MR	A2020	INCE

PIONEER | DuPont Pioneer (Corteva Agriscience)

www.pioneer.com
 PO Box 454, Johnston, IA 50131 | (800) 247-6803



P21A28X §	RRX	2.1	R	na	MNSCb, MNSOb, WISO
P23A15X §	RRX	2.3	R	na	NCSL, WISO
P24A80X GC	RRX	2.4	R	na	ILNO
P25A04X §	RRX	2.5	R	na	IANCa, IANOb, ILNO, NENE
P27A17X §	RRX	2.7	R	na	IANCb, IANWb, ILNO, INCE, NCSL, NENE
P31A22X §	RRX	3.1	R	na	ILNC, ILNO, INCE, OHNW
P33A53X §	RRX	3.3	R	na	ILNC, ILSO, INCE
P36A83X GC	RRX	3.6	R	na	INCE, MOCE, MONOa
P39A58X §	RRX	3.9	R	na	DMNO, ILSO, ILSO
P40A47X §	RRX	4.0	R	na	ILSO

RENK | Renk Seed Co.

www.renkseed.com
 6809 Wilburn Rd, Sun Prairie, WI 53590 | (800) BUY-RENK



RS181NX	RRX	1.8	R	EctC	IANOb, MNSCa, MNSOb, SDEC, WISO
RS248NX	RRX	2.4	R	EctC,SA	IANCa, IANOb, IANWa, IASCa, ILNO, NCSL, SDSE, WISO
RS250NX	RRX	2.5	R	EctC,SA	IANCa, IANOb, IANWb, IASCa, ILNO, NCSL, SDSE, WISO
RS280NX	RRX	2.8	R	EctC,SA	IANCb, IANWb, IASCb, IASO, ILNC, ILNO, NCSL, NENE, SDSE
RS301NX	RRX	3.1	R	EctC,SA	IASCb, IASO, ILNC, ILNO
RS357NX	RRX	3.5	R	EctC,SA	IASO, ILNC, ILSO, KSNE, NESE
RS379NSX	RRX	3.7	R	EctC,SA	ILNC, ILSO, KSNE, NESE

STINE | Stine Seed Company

www.stinseed.com
 22555 Laredo Trail, Adel, IA 50003 | (800) 362-2510



19EC32 §	E3	1.9	R	na	IANWa, MNSCb, SDEC, WISO
19GB62 §	LLGT27	1.9	R	na	NCSL, SDEC, SDSE, WISO
21EA32 §	E3	2.1	R	na	IANCa, IANOb, MNSOb, NCSL, WISO
24EA12 §	E3	2.4	R	na	IANOb, IASCa, ILNO, INNO, NCSL, OHNW, SDSE
26EB23 §	E3	2.6	R	na	IANWb, IASCa, IASO, ILNO, NENE
27EC20 §	E3	2.7	R	na	IANCb, IANWb, ILNO, NENE
28EC32 §	E3	2.8	R	na	IASCb, ILNC, INCE, NENE
30EB32 GC	E3	3.0	NA	na	INCE
33EC02 §	E3	3.3	R	na	IASO, ILNC, ILSO, INNO, NESE, OHNW, PASE
36EB32 §	E3	3.6	R	na	ILNC, ILSO, INCE, KSNE, MOCE, MONOa, NESE, PASE
37EC20 §	E3	3.7	R	na	ILSC, ILSO, INCE, MOCE, NESE, PASE
40EB20 §	E3	4.0	NA	na	ILSO, MOCE, MONOb
43EB20 GC	E3	4.3	R	na	ILSC, ILSO

STONE | Stone Seed (Bayer CropScience)

www.stonseed.com
 5965 W State Rd 97, Pleasant Plains, IL 62677 | (217) 546-8006



2RX2019	RRX	2.0	R	na	NCSL
2RX2639	RRX	2.6	R	na	ILNO, NCSL
2RX2929	RRX	2.9	R	na	ILNC
2RX3120	RRX	3.1	R	na	ILNO
2RX3527	RRX	3.5	R	na	ILNC, ILSO
2RX3628	RRX	3.6	R	na	ILSC, ILSO
2RX4029	RRX	4.0	R	na	ILSO

TITAN PRO | Titan Pro SCI, Inc.

www.titanprosci.com
 1301 S 24th St, Clear Lake, IA 50428 | (641) 357-7283



17E0	E3	1.7	R	SA,A,R,G	IANOb, MNCEb, MNSCa, MNSOb, SDEC, SDNE, WISO
18E9	E3	1.8	R	SA,A,R,G	IANOb, MNCEb, MNSCa, MNSOb, WISO
19E0	E3	1.9	R	SA,A,R,G	IANOb, IANWb, MNCEb, MNSCb, MNSOb, SDEC, WISO
20E9	E3	2.0	R	SA,A,R,G	IANWb, MNCEb, MNSCb, MNSOb, WISO
21E0	E3	2.1	R	SA,A,R,G	IANCa, IANOb, IANWb, MNSCb, MNSOb, NCSL, SDSE, WISO
22E8	E3	2.2	R	SA,A,R,G	IANCa, IANOb, IANWb, MNSCb, MNSOb, NCSL, SDEC, WISO
25E0	E3	2.5	R	SA,A,R,G	IANCa, IANOb, IANWb, IASCa, NCSL, WISO
28E8	E3	2.8	R	SA,A,R,G	IANCb, IANWb, IASCb, IASO, NCSL, SDSE

ZINESTO | M.S. Technologies L.L.C.

www.zinestoseed.com
 103 Avenue D, West Point, IA 52656 | (800) 352-2510

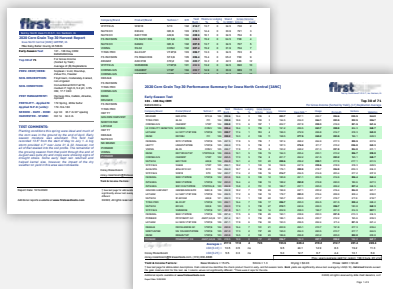


Z2101E	E3	2.1	R	na	IANCa, IANOb, MNSCb, MNSOb, NCSL, SDSE
Z2401E	E3	2.4	R	na	IANCa, IANOb, IANWb, ILNO, NCSL, SDSE
Z2501E	E3	2.5	R	na	IANCa, IANOb, IANWb, ILNO, NCSL, SDSE
Z2701E	E3	2.7	R	na	IANCb, IANWb, ILNO, NCSL, NENE, SDSE
Z3001E	E3	3.0	R	na	ILNC, NENE
Z3101E	E3	3.1	R	na	ILNC, ILNO, NENE, NESE
Z3111E	E3	3.1	R	na	ILNC, ILNO, NENE, NESE

INDEPENDENT YIELD TRIALS LOCAL RESULTS



More information available at www.firstseedtests.com



Harvest Reports and **Region Summaries** provide field and multi-county summaries of corn grain, soybean, and corn silage yield performance from locations that are representative of their areas. Find your local test results using interactive maps online. Sign up for free to receive email with links to the latest harvest reports at www.firstseedtest.com/signup/

Performance Summaries highlight the results from regions operated by our Field Managers (see introduction on the front cover). Yield performances of the Top 30 products are compiled to help you **FIND THE BEST SEED PRODUCTS** for your farm. All editions are available at www.firstseedtests.com/national-summary-reports/



NEW! Product Search provides all the yield results for individual corn grain and soybean products. Look up a product to review all of its FIRST tests including yield and yield advantage, field conditions, and report links at www.firstseedtests.com/product-search/