

2020 Performance Summary

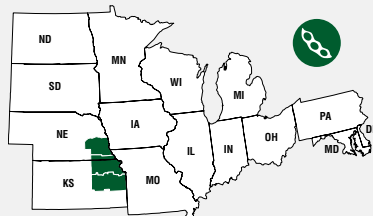
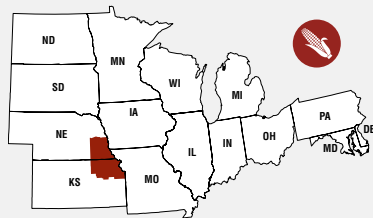
KANSAS AND SOUTHEAST NEBRASKA



Adam Stuteville

FIRST Field Manager

Agri Seed Research, LLC
adam.stuteville@firstseedtests.com
November 2020



This season got off to a great start with good planting conditions throughout eastern Kansas and southeast Nebraska. We were planting corn in late April and finished on May 20. We had two soybean sites planted in April already, and the rest went in over the course of two months with the last on June 17.

There was some cool wet weather through May that delayed emergence in corn. The soybeans generally had good emergence, and were standing uniform in mid summer. June had some hotter than normal and dry weather, and then most of the sites in all regions got some rain in July. A dry August, with no rain at all in some Nebraska sites took a toll on yields. Despite the dry August, the corn stood very well, and where sites caught some rainfall, yields were very good, including Beatrice and Du Bois, NE. The soybean harvest went well, though yields were lower and there were smaller bean sizes and missing beans from the lack of rain.

FIRST has been working hard to improve our services and deliver accurate, unbiased yield data within days of harvest. FIRST works for farmers, consultants and agronomists, and seed industry professionals with one focused mission: to provide timely unbiased comparisons of innovative seed genetics to improve yield and profitability for American farmers.

I want to thank all the FIRST host farmers for your continued efforts. We are grateful for participation from seed sponsors who choose to showcase their products in independent yield testing. FIRST is proud to offer this information on yield performance to help growers and seedsmen select the best products for farms in eastern Kansas and southeast Nebraska.

Adam Stuteville

FIRST Testing Methodology and Procedures

TESTING PROGRAM

Our testing program compares corn and soybean seed product yield and agronomic performance in grower fields across 15 states: Delaware, Illinois, Indiana, Iowa, Kansas, Maryland, Michigan, Minnesota, Missouri, Nebraska, North Dakota, Ohio, Pennsylvania, South Dakota and Wisconsin (Figure 1 & Figure 2).

Testing regions have been established to provide similarity by geography and crop maturity. Seed products within a predefined maturity range (e.g., 106 to 116 RM corn or 0.7 to 1.5 maturity soybeans) are pooled into a single, all-season test or split into early- and full-season tests depending on entry volume. Products are planted at five or six corn test locations or four soybean locations within a region.

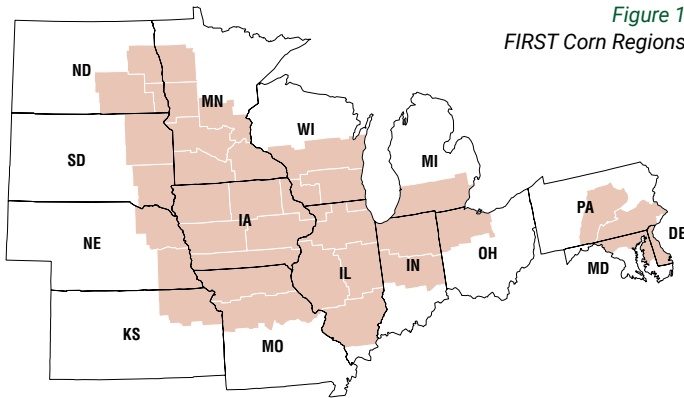


Figure 1
FIRST Corn Regions

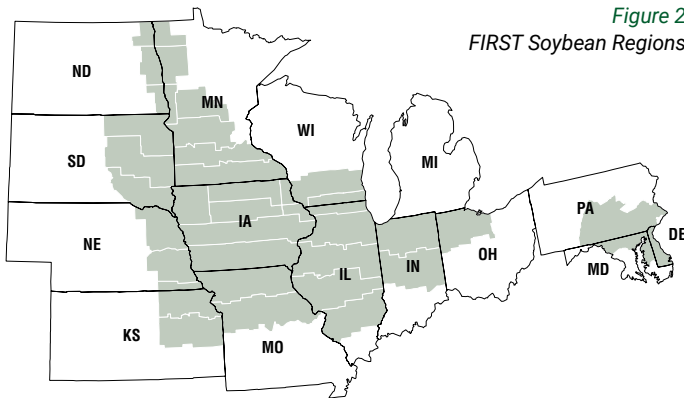


Figure 2
FIRST Soybean Regions

Test locations are selected to represent the geographic diversity within a region. Ideal sites have uniform, well-drained soils where farmer hosts use standard production practices for the area. Typically, all tests at a location are conducted adjacent to each other to minimize yield variance between tests.

Seed companies and/or seed distributors are invited to submit their most promising seed products within specified test maturity limits to desired test regions (See pages 21–24 & 35–37). They provide high-quality seed from commercial lots and fees to enter FIRST tests. The only exceptions are check products (CK after product names, i.e. x1234 CK), chosen by FIRST Managers to bridge results between early- and full-season tests, and Grower Comparison products (GC after the product name), often provided by host farmers for their knowledge as test space permits.

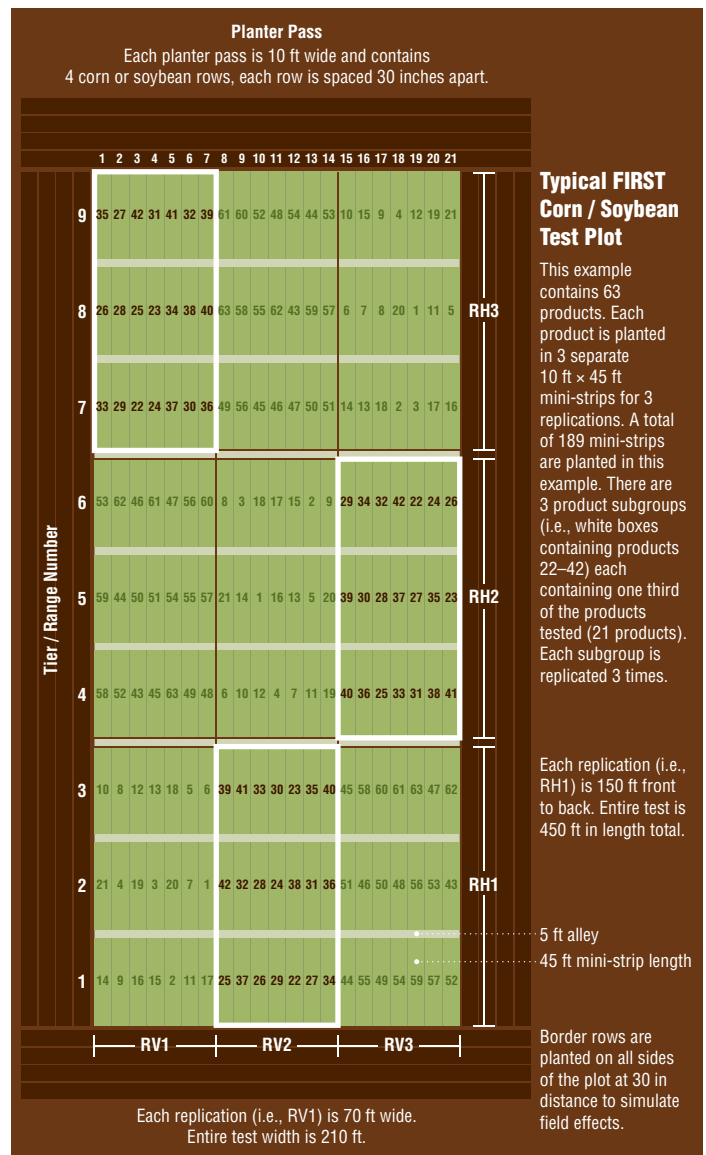
Products are replicated three times minimum per test and grouped in sub-blocks arranged in replication blocks from front to back and side to

side. This provides more precision in yield measurement and flexibility should a disruptive event (i.e., standing water) require elimination of non-uniform test areas.

FIRST Field Managers package, randomize, and plant seeds into host grower fields using slightly modified commercial planting equipment to facilitate mini strip research. Individual plots (a.k.a. mini-strips) contain four corn rows spaced 30-inches apart, 45 feet in length (Figure 3). Soybean is planted in four rows spaced 30-inches apart or seven 15-inch spaced rows. Soil insecticide is typically applied to corn at planting. Seeding rate is based on standard area practices.

FIRST Managers measure yield from the center two corn rows or all soybean rows using customized commercial self-propelled combines. Grain from each plot is electronically weighed and moisture content measured. Soybean grain is sampled from one replicate per test for protein and oil content analysis.

Figure 3
FIRST Test Plot Layout



PERFORMANCE SUMMARIES

FIRST *Corn Grain and Soybean Top 30 Harvest Reports* are designed to identify high-yielding products at a single location. These reports are posted to www.firstseedtests.com generally within 2 days of harvest and provide product information, yield and agronomic results.

The *Corn Grain and Soybean Top 30 Performance Summary* reports (Figures 4 & 5) identify products that consistently deliver top performance across a region by averaging product results from all test locations. These corn and soybean regional reports display grain Yield (Bu/A), grain Moisture (%), Lodging (%) and Gross Income (\$/A) as well as Protein (%) and Oil (%) content in soybean only, averaged over all locations, presented alongside individual site yield results. This report is available shortly after the last *Harvest Report* for a region becomes available at www.firstseedtests.com.

In both reports, products are first ranked by Gross Income (\$/A). The 30 highest ranked Gross Income (\$/A) products are sorted by Yield (Bu/A) for public presentation. Nearly all tests include more than 30 products but only the Top 30 products are reported. The Performance Summary Reports are compiled here for 2020 Kansas and Southeast Nebraska.

Figure 4 Corn Grain Performance Summary

EARLY-SEASON TEST 93-98 Day CRM Top 30 of 48 tested											Results in BOLD are significantly above test average.				
Company/Brand	Product/Brand	Technology	Maturity	Yield (Bu/A)	Moisture (%)	Lodging (%)	Gross Income (\$/A)	Gross Income Rank	Yield Late	Yield Early	Yield Mean	Yield Min	Yield Max		
Dairyland	DS-3550AM	AM	95	219.9	24.1	1	\$759	1	272.2	188.1	148.6	220.6	270.0		
Thunder	6098 VT2P	VT2PB	98	219.5	24.0	1	\$756	2	249.7	224.0	157.1	206.1	260.5		
Renk	RS61D6VT2P	VT2PDG	95	216.7	23.2	3	\$751	3	251.0	222.9	163.4	203.4	242.9		
Titian Pro	86-96 2P	VT2PB	96	215.1	24.0	1	\$742	4	255.5	215.0	151.1	210.2	245.7		

Figure 5 Soybean Performance Summary

ALL-SEASON TEST MATURITY GROUP 3-3-4-3 Top 30 of 54 tested											Results in BOLD are significantly above test average.				
Company/Brand	Product/Brand	Technology	Maturity	Yield (Bu/A)	Protein (%)	Oil (%)	Moisture (%)	Lodging (%)	Gross Income (\$/A)	Berlin	Forgh	Turcota	Vindin		
Dyna-Gro	S27X589	RRX-ST	3.7	65.8	34.7	18.9	12.5	3	\$592	68.8	61.3	64.5	66.5		
Great Heart	GT3711X3	RRX-ST	3.7	65.5	34.5	19.1	12.7	3	\$590	67.8	62.7	66.8	64.8		
FS HiSoy	HS-38X70	RRX-ST	3.8	63.3	34.8	18.9	12.4	3	\$570	66.0	61.2	62.0	63.9		
Pioneer	P36A18X	RRX	3.6	63.2	34.4	19.5	12.8	4	\$569	67.0	56.1	62.7	67.1		

PERFORMANCE MEASUREMENTS

- A Yield (Bu/A)** – Harvested grain weight and grain moisture are used to convert yield results to bushels per acre at 15% moisture (base moisture) for corn and 13% moisture for soybean. Grain shrinkage is additionally applied to product yields exceeding the base moisture.
- B Moisture (%)** – A calibrated electronic sensor measures moisture content of harvested grain.
- C Lodging (%)** – Estimated percentage of corn plants leaning more than 45° from vertical or stalks broken below the ear at harvest. Encompasses both stalk and root lodging. Estimated soybean plant leaning (0% = all plants vertical, 100% = all plants flat on the ground).
- D Gross Income (\$/A)** – Harvested crop value in dollars per acre is derived by multiplying crop yield and price per bushel minus drying costs, if any, to reach base moisture. Each Harvest Report and Performance Summary details specific crop price and drying costs.
- E Gross Income Rank** – Gross Income values are sorted from high to low then numbered consecutively (1, 2, 3...) from highest to lowest value. Ties are broken based on higher yield, lower lodging and lower moisture values.
- F Oil (%)** – Soybean oil content at 13% grain moisture determined by near infrared reflectance spectroscopy (NIR).
- G Protein (%)** – Soybean protein content at 13% grain moisture determined by NIR.

For more yield results visit www.firstseedtests.com
FIRST does not make product endorsements.

STATISTICS REPORTED

Least Significant Difference (LSD) is provided on all replicated results to facilitate valid product comparisons. Statistically, the LSD value is the minimum difference needed between two products to declare that one product is greater than another. FIRST calculates LSD at the 10% level ($p = 0.10$). Product yield differences equal or greater than the LSD (0.10) value would have been greater one versus the other nine times out of 10 (90% probability). Typically, low LSD values indicate high-quality test results. However, keep in mind that LSD values increase as: test yield level increases, p values decrease [i.e. LSD (0.05) value > LSD (0.10) value > LSD (0.25) value] and as data variability increases. Just because LSD values are higher in some tests vs. others does not mean the results are low quality. Multiple factors have a role in LSD value magnitude.

Coefficient of Variance (CV) measures the average difference between the replications of a test entry, averaged for all the entries in the test, then divided by the average of all observations recorded and expressed as a percentage. Higher values indicate more unexplained variability in proportion to the test average than lower values. Researchers within the seed industry may drop yield data from consideration when CV's are above 15% because the unexplained variance is high or the yield level is low or both. Low yield levels at a test site do not estimate yield potential well, nor are there as many or as great a difference between hybrids and varieties compared to higher yield conditions.

Data Rejected – If a data table has “Data Rejected” stamped across it, we have deemed this data is highly variable and of very poor quality, typically due to weather or uncontrolled factors. Rejection decisions are based on statistical analysis of yield results. Data with very high CV and/or low F-test values (the ratio of variability between entry averages divided by the variability between entry replications) are often rejected.

OTHER INFORMATION

Test Comments – The FIRST manager will provide comments and observations for each test site. This insight on weather patterns, plant health and soil conditions provide context to the data and underscore the challenges and opportunities the test entries were able to overcome or exploit.

Estimated Maturity (corn only) – Product maturity is determined by linear regression comparison of harvest grain moisture and company stated relative maturity (RM). Products with estimated maturity exceeding the test maximum by at least 1 RM are identified in italics. These products may have an unfair yield advantage over peers due to later maturity.

Bold Identified Means – These product means are significantly better than the test average for that measured parameter.

Check Product (CK) – When early- and full-season tests are conducted at a site, an identical check product is planted in both tests. Check yield results allow growers to comparatively view product performance in both early- and full-season tests. No product yield adjustments are made based on check performance.

Grower Comparison (GC) products – These products, identified with a “GC” product name suffix, are often supplied by growers hosting test sites and included when space permits. Grower comparison products allow direct comparison to products in our tests.

United Soybean Board (USB) Products (soybean only) – Products identified with a “S” product name suffix are funded by soybean checkoff dollars. This program strives to gather yield and grain composition results from genetics that otherwise would not be available.

TECHNOLOGY CODE LEGEND

Product Suffix Key

CK	Check product found in early- and full- season tests
GC	Grower Comparison product from farmer cooperators or field manager
S	United Soybean Board sponsored entry

Corn Seed Technology Key

CODE	DESCRIPTION
3000GT	Agrisure® 3000GT (CB,RW,LL,GT)
3010	Agrisure® 3010 (GT,CB,LL), formerly GT/CB/LL
3011	Agrisure® 3011 (CB,RW,LL,GT)
3110	Agrisure® Viptera® 3110 (Vip, CB,LL,GT)
3111	Agrisure® Viptera® 3111 (Vip,CB,RW,LL,GT)
3120	Agrisure® 3120 (CB,HX,LL,GT)
3122	Agrisure® 3122 (CB,HXX,RW,LL,GT)
3220	Agrisure® Viptera® 3220 (Vip,CB,HX,LL,GT)
3330	Agrisure® Viptera® 3330 (Vip,CB,LL,GT)
5122	Agrisure® Duracade® 5122 (CB,HX,RW,RW2,LL,GT)
5222	Agrisure® Duracade® 5222 (Vip,CB,HX,RW,RW2,LL,GT)
A	Agrisure® Artesian®
AM	Optimum® AcreMax® (YGCB,HX,LL,RR2)
AM1	Optimum® AcreMax®1 (HXT,LL,RR2)
AML	Optimum® AcreMax® Leptra® (Vip,YGCB,HX,LL,RR2)
AMRW	Optimum® AcreMax® Rootworm (HXRW,LL,RR2)
AMT	Optimum® AcreMax®TRisect (HX,RW,LL,RR2)
AMX	Optimum® AcreMax® Xtra (YGCB,HXT,LL,RR2)
AMXT	Optimum® AcreMax® Xtreme (YGCB,HXT,RW,LL,RR2)
AQ	Optimum® AQUAmax®
B	Blend - RIB or EZ refuge
CB	Agrisure® Corn Borer
CB/LL	Agrisure® CB/LL
CB/LL/RW	Agrisure® CB/LL/RW
DG	Genuity® DroughtGard®
E	Enlist™ (2,4-D, glyphosate, fop tolerance)
GT	Agrisure® GT
HX	Herculex® 1, contains LL
HX,RR2	Herculex® 1, Roundup Ready 2 Corn
HXRW	Herculex® Rootworm, contains LL
HXT	Herculex® Xtra (HX,HXRW,LL)
HXT,RR2	Herculex® Xtra, Roundup Ready 2 Corn
LL	LibertyLink®
CONV	conventional corn
OI	Optimum® Intrasect®, YHR (YGCB,HX,LL,RR2)
OIX	Optimum® Intrasect® Xtra, YXR (YGCB,HXT,LL,RR2)
OIXT	Optimum® Intrasect® Xtreme, CYXR (YGCB,HXT,RW,LL,RR2)
OL	Optimum® Leptra® VYHR (Vip,YGCB,HX,LL,RR2)
OT	Optimum® TRisect® CHR (HX,RW,LL,RR2)
PC	PowerCore™ (HX,VT2P)
QR	Qrome™
RR2	Roundup Ready® 2 Corn
RW	Agrisure® Rootworm
STX	SmartStax® (VT3PHXX)
TRE	Genuity® Trecepta™
VT2P	Genuity® VT Double PRO®
VT3	YieldGard VT Triple®
VT3P	Genuity® VT Triple PRO®
YGCB	YieldGard® Corn Borer

Corn Seed Treatment Key

ABBREVIATION	DESCRIPTION
na	not available
AC	Acceleron®, unspecified
AC250,In	Acceleron® 250, Intego
AC250	Acceleron® 250
AC,P1	Acceleron® 1250
AC,P2	Acceleron® Poncho 250
PC,P2,B360	Acceleron® Poncho 250 with B-360 SAT
AC,P2,MAG	Acceleron® 250, Federal ArmourGuard
AC,P2,St,SU	Acceleron® 250, Stamina, StepUp
AC,P2V	Acceleron® Poncho 250/Votivo
AC,P5	Acceleron® Poncho 500
AC,P5,B360	Acceleron® Poncho 500 with B-360 SAT
AC,P5,St,SU	Acceleron® Poncho 500, Stamina, StepUp
AC,P5V	Acceleron® Poncho 500/Votivo
AC,P5V,B-300	Acceleron® Poncho 500/Votivo with B-300 SAT
AC,P5V,B360	Acceleron® Poncho 500/Votivo with B-360 SAT
AC,P5V,EDC-B	Acceleron® Basic Poncho 500/Votivo with Enhanced Disease Control
AC,P5V,EDC-EL	Acceleron® Elite Poncho 500/Votivo with Enhanced Disease Control
AC,P5V,St,SU	Acceleron® Poncho 500/Votivo, Stamina, StepUp
ACi	ACi Acceleron® Standard Insecticide-Fungicide
ACb	Acceleron® B-300 SAT
AVC	Avicta® Complete Corn
AVC,C1	Avicta® Complete 1250
AVC,C2	Avicta® Complete 250
AVC,C2,St,SU	Avicta® Complete 250, Stamina, StepUp
AVC,C2,Vi	Avicta® Complete 250, Vibrance®
AVC,C2,Vi,St,SU	Avicta® Complete 250, Vibrance®, Stamina, StepUp
AVC,C5	Avicta® Complete 500
AVC,C5,Vi	Avicta® Complete 500, Vibrance®
BPS	Burrus PowerShield
C2	Cruiser® 250
CM,C1	CruiserMaxx® 1250
CM,C2	CruiserMaxx® 250

CM,C2,Sb	CruiserMaxx® 250, SabrEx Innoculant
CM,C2,St,SU	CruiserMaxx® 250, Stamina, StepUp
CM,C2,Vi	CruiserMaxx® 250 with Vibrance®
CM,C5	CruiserMaxx® 500
CM,C5,Vi	CruiserMaxx® 500 with Vibrance®
CM,MQ,C2	CruiserMaxx® Cruiser® 250, Maxim® Quattro
HC	Hefty Complete
Lum	LumiGEN™
Lum,P1V	LumiGEN Poncho 1250/Votivo
Lum,P5V	LumiGEN Poncho 500/Votivo
MQ	Maxim® Quattro
MQ,P1V	Maxim® Quattro, Poncho 1250/Votivo
MSC	Miller Hybrids ShieldCoat™, Vertex
P1	Poncho 1250
P1V	Poncho 1250/Votivo
P1V,Lu	Poncho 1250/Votivo, Lumisena™
P5	Poncho 500
P5V	Poncho 500/Votivo
SU,St	StepUpZn, Stamina
ZN	Winfield United Advanced Coating® Zn

Soybean Seed Technology Key

CODE	DESCRIPTION
E	Enlist (2,4-D, glyphosate)
E3	Enlist E3™ (2,4-D, glyphosate, LL)
G27	GT27 (glyphosate, isoxaflutole)
LG27	LibertyLink® GT27™
LL	LibertyLink®
LL,ST	LibertyLink®, sulfonyleurea tolerant
None	no trait, conventional
P	Plenish® (glyphosate, high oleic)
RR	glyphosate tolerant (formerly Roundup Ready)
RR,ST	glyphosate and sulfonyleurea tolerant
RR2Y	Roundup Ready 2 Yield®
RR2Y,ST	Roundup Ready 2 Yield®, sulfonyleurea tolerant
RRX	Roundup Ready 2 Xtend®
RRX,ST	Roundup Ready 2 Xtend®, sulfonyleurea tolerant

Soybean Seed Treatment Key

ABBREVIATION	DESCRIPTION
na	not available
A2020	Alert 2020 (Partners Brand Seed)
AC	Acceleron®, unspecified
ACi	Acceleron® Standard Insecticide-Fungicide
ACi,IL	Acceleron® Standard Insecticide-Fungicide, iLeVO™
ACi,SA	Acceleron® Standard Insecticide-Fungicide, Salstro
ACi,SA,B-200	Acceleron® Standard fungicide + insecticide, Salstro, Acceleron® B-200 SAT (Dry Seed Finisher)
AM	ApronMaxx®
ASfi,IL	AgriShield F+i, iLeVO™, inoculant
BPS-SDS	Burrus PowerShield® SDS
CMB,EX	CruiserMaxx Beans®, Excalibre-SA™
CMBV	CruiserMaxx® Beans, Vibrance®
CMBV,SA	Cruisermaxx®, Vibrance®, Salstro
DST	Dominance 2 ST
EQV,SA	Equity VIP, Salstro
EX	Excalibre-SA™ (ABM)
EeTC	Eclipse US Total Coverage Trio IM, N-Force
EeTC,SA	Eclipse US Total Coverage Trio IM, N-Force, Salstro
HCS	Hefty Complete Soybeans
IS,Ri	Intego Suite, Rizolex
Lum	LumiGEN™
Lum,IL	LumiGEN™ plus iLeVO™
Lum,Lu	LumiGEN, Lumisena™
Lum,Lu,IL	LumiGEN, Lumisena™, iLeVO™
PG+	Profit Guard +
PS	MAS Pro-Shield
PV,IL	Poncho®/Votivo®, iLeVO™
PV,IL,OB	Poncho®/Votivo®, iLeVO™, Obvius Plus
RP	Radius Premium (Local Seed Co)
SA	Salstro®
SA,A,R,G	Salstro®, Allegiance FL, Redigo 480, Gaucho 600
SS	SoyShield
SS+	SoyShield Plus
Treated	Treated, unspecified
Untreated	No seed treatment
VFI,SA	Virile Fungicide+Insecticide, Salstro® (BCS Consulting)
Vim,NO	Vibrance Maxx, Nodulator Pro
W	Warden® CX
YPP	YP Pro™, QuickRoots
YPP,T	YP Pro™, Trilex®

Soybean Cyst Nematode (SCN) Resistance Rating

CODE	SOYBEAN CYST NEMATODE DESCRIPTION
NA	information is not available
S	susceptible
MR	moderate resistance
R	resistant

CORN REGIONS: NESE, KSNE



Site Description: NESE (See corn results table on page 6)

Site	FIRST Farmers	Soil Texture	Tillage	Previous Crop	Total Nitrogen (lbs)	Date Planted	Date Harvested	Average		Yield History	
								Stand × 1,000	Yield	Bu/A	Years
Beatrice	Joe Thimm	silt loam	no-till	soybean	150	30-Apr	5-Nov	28.2	210.4	170.0	9
Douglas	Tim Dozier	silt loam	conventional	soybean	160	29-Apr	5-Oct	28.9	218.5	206.7	4
Du Bois	Scott Farwell	silty clay loam	no-till	soybean	140	30-Apr	5-Nov	28.3	216.3	140.9	10
Tecumseh	Nick Smith	silt loam	no-till	soybean	160	29-Apr	6-Nov	28.2	192.2	—	1
Union	Nick Smith	silt loam	minimum	soybean	160	29-Apr	13-Nov	28.5	229.2	199.3	8
								NESE	184.4	11	

Site Description: KSNE (See corn results table on page 6)

Site	FIRST Farmers	Soil Texture	Tillage	Previous Crop	Total Nitrogen (lbs)	Date Planted	Date Harvested	Average		Yield History	
								Stand × 1,000	Yield	Bu/A	Years
Baldwin City	Luke Ulrich	silty clay loam	no-till	soybean	150	18-May	19-Oct	27.5	131.2	160.9	3
Louisburg	Les Stuteville	silty clay loam	minimum	soybean	165	20-May	8-Oct	27.5	140.3	158.2	1
Overbrook	Matt Fawl	silty clay loam	no-till	soybean	150	1-May	10-Oct	28.2	116.5	120.4	1
Seneca	Scott Farwell	silty clay loam	no-till	soybeans	140	1-May	6-Nov	28.4	186.5	163.2	2
Spring Hill	Dan Stuteville	silty clay loam	no-till	soybean	160	5-May	12-Nov	28.6	149.4	173.0	1
Stilwell	Bruce Betts	silty clay loam	conventional	soybean	165	5-May	18-Oct	28.1	159.1	180.6	5
								KSNE	173.7	8	

CORN REGIONAL ANNUAL YIELD AVERAGES FOR 2016–2020

FIRST Region	Average Yield by Year (Bu/A)					Since Inception	
	2020	2019	2018	2017	2016	Bu/A	#Years
NESE	213.3	167.1	190.4	185.5	186.2	184.4	11
KSNE	147.2	166.7	163.5	202.6	185.8	173.7	8

Corn Results: NESE (See site description on page 5)

EARLY-SEASON TEST 107-112 Day CRM | Top 30 of 40 tested

Results in BOLD are significantly above test average.

Company/ Brand	Product/ Brand	Technology	Relative Maturity	Yield (Bu/A)	Moisture (%)	Lodging (%)	Gross Income (\$/A)	Gross Income Rank	Beatrice	Douglas	Du Bois	Tecumseh	Union
PIONEER	P1077AM GC	AM,AQ,B	110	225.0	15.3	0	\$740	1	217.6	227.1	233.4	203.3	243.8
DEKALB	DKC62-53RIB GC	VT2PB	112	222.3	15.3	0	\$731	2	222.5	216.5	217.3	218.1	237.1
HOEGEMEYER	8233AM	AM,AQ,B	112	222.2	15.3	0	\$730	4	212.8	225.4	233.3	205.2	234.2
HEFTY	H5944SS	STX	109	222.1	15.1	0	\$731	3	219.9	197.5	235.5	219.6	237.9
TAYLOR	C-112-21 GC	VT2PB	112	222.0	15.3	0	\$730	5	223.2	226.5	211.2	205.3	243.9
GOLDEN HARVEST	G12S75-5122-EZR	5122,B	112	220.3	15.1	0	\$725	6	215.8	215.4	207.2	209.9	253.1
NC-Plus	NC 12-48 DGV2P GC	VT2PDG,B	112	218.3	15.1	0	\$719	7	208.3	224.9	229.4	201.4	227.6
TAYLOR	8013 VT2PDGRIB GC	VT2PDG,B	112	217.9	15.4	0	\$717	9	214.4	218.8	213.8	208.9	233.9
MIDLAND GENETICS	570PR RIB	VT2PB	112	217.8	15.2	0	\$717	8	220.8	222.6	215.4	199.1	231.3
HEFTY	H6244SS	STX	112	215.6	15.1	0	\$709	10	202.8	218.1	226.2	182.1	248.9
AUGUSTA	6162	3220,B	112	215.0	14.9	0	\$708	11	211.6	218.3	229.8	179.4	236.1
NC-Plus	NC 11-15 VT2PRIB GC	VT2PB	111	214.6	15.2	0	\$706	12	226.8	217.7	216.8	175.7	236.1
NK BRAND	NK1239-5122-EZR	5122,B	112	214.6	15.1	0	\$706	13	227.2	212.7	187.0	213.3	232.6
PIONEER	P1138AML GC	AML,B	111	212.2	15.1	0	\$699	14	211.0	199.5	216.1	197.1	237.2
RENK	RK882SSTX	STX	111	211.9	15.1	0	\$698	15	210.0	215.3	208.8	212.7	212.7
WYFFELS	W6906	VT2P	111	211.9	15.2	0	\$697	16	209.2	188.1	209.2	211.7	241.3
HOEGEMEYER	7955AML	AML,B	109	211.5	15.0	0	\$696	17	206.7	212.4	212.1	185.9	240.4
TAYLOR	EXP A-111-21 GC	VT2PB	111	210.1	15.0	0	\$691	19	215.6	217.1	216.9	179.2	221.5
MIDLAND GENETICS	430PR RIB	VT2PB	110	210.0	15.0	0	\$692	18	207.8	203.4	212.6	207.2	219.0
INTEGRA	6284 VT2PRIB	VT2PB	112	209.5	15.3	0	\$689	21	209.3	221.7	225.9	168.5	222.3
RENK	RK807SSTXRIB	STX,B	111	209.5	15.0	0	\$690	20	202.6	224.4	212.7	178.6	229.1
GOLDEN HARVEST	G12U17-3120-EZR	3120,B	112	209.2	15.2	0	\$688	23	210.4	208.1	216.8	172.3	238.3
INTEGRA	6181 3010A	3010A	111	209.1	15.2	1	\$688	24	205.5	197.0	203.7	220.1	219.3
INTEGRA	6061 VT2PRIB	VT2P	110	209.1	15.0	0	\$689	22	207.2	205.5	200.8	206.7	225.1
HEFTY	H6134SSRIB	STX,B	111	207.8	15.2	0	\$684	25	196.3	213.5	218.6	195.4	215.4
DYNA-GRO	D52DC82	VT2PDG	112	206.7	15.0	0	\$681	26	199.6	198.6	184.0	213.7	237.9
PIONEER	P1089AM GC	AMX,AQ,B	110	205.9	15.2	0	\$678	28	221.0	194.2	220.5	183.3	210.3
RENK	RK866DGV2P	VT2PDG	112	203.8	15.1	0	\$671	29	205.6	202.8	205.3	172.8	232.4
NK BRAND	NK1082-5222A-EZR	5222A,B	110	203.7	15.3	0	\$670	30	198.9	196.9	210.9	183.3	228.5
HEFTY	H5832VT2PRIB	VT2PB	108	202.6	15.1	1	\$667	31	206.9	179.7	198.4	201.1	226.9
PIONEER	P1244AM CK	AM,AQ,B	112	206.4	15.1	0	\$680	27	191.9	204.0	213.2	188.3	234.9
Averages =				209.9	15.1	0	\$691		209.1	208.4	210.9	191.2	230.1
LSD (0.10) =				9.6	0.2	ns			7.3	9.5	8.8	8.4	7.1

FULL-SEASON TEST 113-117 Day CRM | Top 30 of 40 tested

Results in BOLD are significantly above test average.

TAYLOR	8877VT2PRORIB GC	VT2PB	116	233.3	15.9	0	\$764	1	228.5	244.0	242.2	206.0	245.7
TAYLOR	8824 VT2PRIB GC	VT2PB	113	228.9	15.9	0	\$750	2	223.7	231.3	238.9	211.0	239.7
INTEGRA	6588 VT2PRIB	VT2PB	115	226.3	16.1	0	\$741	3	212.2	230.3	241.2	202.8	245.2
GOLDEN HARVEST	G15J91-3220-EZR	3220,B	115	226.2	16.2	0	\$739	4	221.7	225.3	240.1	206.9	237.0
RENK	RK945SSTX	STX,B	115	226.1	16.4	0	\$738	6	220.6	239.4	218.5	215.3	236.8
HEFTY	H6525VT2PRIB	VT2PB	115	225.9	16.1	0	\$739	5	229.1	227.4	237.2	207.1	228.7
MIDLAND GENETICS	801PR RIB	VT2PB	117	224.7	16.1	0	\$735	7	223.4	226.0	238.0	199.1	237.2
GOLDEN HARVEST	G13T41-3120-EZR	3120,B	113	224.3	16.1	0	\$734	8	202.7	227.7	242.2	211.0	238.1
PIONEER	P1548AM GC	AM,AQ,B	115	223.1	16.1	0	\$730	9	220.8	232.3	227.4	196.0	238.8
INTEGRA	6695 VT2PRIB	VT2P	116	222.6	16.1	0	\$729	10	224.1	220.4	230.4	212.7	225.7
MIDLAND GENETICS	660PR DG RIB	VT2PDG,B	113	222.2	16.1	0	\$727	11	218.2	231.6	234.4	207.9	219.2
WYFFELS	W8936DGRIB	VT2PDG,B	117	221.1	16.1	0	\$723	12	223.0	236.3	228.6	183.2	234.4
RENK	RK945DGV2P	VT2PDG,B	115	221.1	16.2	0	\$723	13	200.7	228.1	242.9	201.8	232.0
HOEGEMEYER	8531Q	QR,B	115	220.5	16.1	0	\$721	14	217.0	234.2	228.7	201.7	221.0
WYFFELS	W7876RIB	VT2PB	114	219.8	16.0	0	\$720	15	220.8	229.1	201.5	209.2	238.4
MIDLAND GENETICS	790SS RIB	STX,B	116	219.2	16.2	0	\$716	16	215.0	240.8	223.3	184.7	232.2
MIDLAND GENETICS	770PR DG RIB	VT2PDG,B	115	218.1	16.1	0	\$714	17	209.6	220.1	243.1	201.3	216.5
DYNA-GRO	D54VC34	VT2P	114	217.8	16.0	0	\$713	19	223.7	228.9	237.1	181.5	218.1
NC-Plus	NC 13-04 VT2PRIB GC	VT2PB	113	217.8	15.8	0	\$713	18	213.6	241.0	221.7	193.6	219.2
HOEGEMEYER	8511AML	AML,B	115	217.4	15.8	0	\$713	20	199.4	225.5	240.7	197.0	224.6
MIDLAND GENETICS	656PR RIB	VT2PB	113	217.0	16.1	0	\$710	22	225.2	230.8	221.1	166.4	241.5
HEFTY	H6332VT2PRIB	VT2PB	113	216.8	16.1	0	\$709	23	213.0	222.9	217.4	184.0	247.1
TAYLOR	8835VT2PRORIB GC	VT2PB	114	216.8	15.9	0	\$710	21	196.9	232.6	228.6	198.4	227.3
HEFTY	H6532VT2PRIB	VT2PB	115	216.5	16.0	0	\$709	24	209.4	229.0	229.2	197.2	217.7
RENK	RK965VT2P	VT2PB	116	215.4	15.9	0	\$705	25	213.0	243.9	193.8	199.4	227.0
TAYLOR	EXP C-114-21 GC	VT2PB	114	215.3	16.0	0	\$705	26	200.6	240.5	228.6	184.6	222.3
INTEGRA	6410 VT2PRIB	VT2PB	114	213.5	16.1	0	\$698	27	212.2	218.3	217.1	183.2	236.8
RENK	RK937VT2P	VT2PB	113	211.9	16.3	0	\$692	28	212.7	226.8	216.7	178.5	224.9
DEKALB	DKC63-57RIB GC	VT2PB	113	211.1	15.8	0	\$692	29	201.0	230.2	198.2	196.8	229.4
NK BRAND	NK1460-5222-EZR	5222,B	114	209.9	16.1	0	\$687	30	225.3	216.2	219.4	170.1	218.7
PIONEER	P1244AM CK	AM,AQ,B	112	207.5	15.7	0	\$681	35	196.1	211.2	216.5	179.8	233.9
Averages =				216.7	16.0	0	\$709		211.8	228.5	221.7	193.3	228.3
LSD (0.10) =				8.8	0.2	ns			6.6	9.2	8.8	9.7	7.3

Corn Results: **KSNE** (See site description on page 5)

EARLY-SEASON TEST 107-112 Day CRM | Top 30 of 30 tested Results in **BOLD** are significantly above test average.

Company/ Brand	Product/ Brand	Technology	Relative Maturity	Yield (Bu/A)	Moisture (%)	Lodging (%)	Gross Income (\$/A)	Gross Income Rank	Baldwin City	Louisburg	Overbrook	Seneca	Spring Hill	Stilwell
AUGUSTA	1059	3110	109	167.2	15.2	1	\$551	1	148.2	164.1	154.5	200.2	158.1	178.4
PIONEER	P1138AML GC	AML,B	111	162.7	15.4	1	\$535	2	146.3	146.6	147.6	199.7	160.7	175.3
GOLDEN HARVEST	G04G36-3111A	3111A	104	162.4	15.2	1	\$535	3	143.9	172.1	146.7	188.4	159.3	164.2
LEWIS	08DP739	VT2PB	108	162.3	15.3	1	\$534	4	147.0	156.6	156.7	195.0	153.3	165.3
LEWIS	07DT081	TRE,B	107	161.8	15.2	1	\$533	5	134.3	155.6	134.3	210.1	164.3	172.1
MIDLAND GENETICS	429PR RIB	VT2PB	110	160.5	15.5	1	\$528	6	141.0	161.4	116.2	199.2	165.2	179.7
HOEGEMEYER	7955AML	AML,B	109	159.1	15.3	1	\$523	7	144.5	157.9	142.7	188.8	150.6	170.0
NC-Plus	NC 12-48 DGV2P GC	VT2PDG,B	112	159.1	15.6	1	\$522	8	138.3	156.7	137.7	211.9	142.3	167.6
MIDLAND GENETICS	430PR RIB	VT2PB	110	154.8	15.3	1	\$510	9	135.7	154.1	133.9	196.9	150.8	157.5
NK BRAND	NK1188-5122-EZR	5122,B	111	154.3	15.2	1	\$508	10	138.4	138.9	138.7	191.6	155.9	162.4
INTEGRA	5719 VT2PRIB	VT2PB	107	154.2	15.3	0	\$508	11	125.3	147.4	122.7	214.7	153.5	161.8
NC-Plus	NC 11-15 VT2PRIB GC	VT2PB	111	153.3	15.4	1	\$504	12	141.3	146.6	141.0	164.7	147.1	179.2
DEKALB	DKC62-53RIB GC	VT2PB	112	152.3	15.0	1	\$502	13	135.2	133.6	135.1	203.6	141.1	165.5
LEWIS	12DT371	TRE,B	112	151.4	15.4	1	\$498	14	145.1	122.1	147.6	187.6	140.3	165.9
NK BRAND	NK1082-3330A-EZR	3330A,B	110	149.7	15.5	1	\$492	15	132.0	153.9	132.0	193.5	142.1	144.9
LEWIS	09DD740	VT2PDG,B	109	149.1	15.0	1	\$492	16	111.4	174.5	107.8	184.7	151.9	164.4
MIDLAND GENETICS	570PR RIB	VT2PB	112	149.1	14.9	0	\$492	17	130.5	126.4	122.2	191.2	148.0	176.3
GOLDEN HARVEST	G10D21-3330-EZR	3330,B	110	148.6	15.4	1	\$489	18	122.0	139.7	122.0	183.1	154.6	170.2
RENK	RK882SSTX	STX	111	146.5	15.1	0	\$483	20	134.7	131.6	134.7	181.6	142.2	154.1
PIONEER	P0622AML GC	AML,B	106	145.9	15.3	1	\$480	21	119.3	130.5	122.1	192.0	143.6	167.9
LEWIS	10DP719	VT2PB	110	145.2	15.1	2	\$478	22	119.8	138.0	118.8	176.7	159.0	159.1
MIDLAND GENETICS	381VLGA EZ1	3220A,B	108	144.3	15.0	1	\$476	23	114.1	132.9	118.7	178.7	157.9	163.7
INTEGRA	6061 VT2PRIB	VT2P	110	141.8	15.1	1	\$467	24	98.8	124.9	111.6	186.9	156.6	172.1
RENK	RK805VT2P	VT2P	110	140.5	15.1	1	\$463	25	104.1	130.0	81.5	194.6	158.4	174.2
INTEGRA	6284 VT2PRIB	VT2PB	112	139.8	15.3	0	\$460	26	105.2	147.3	91.4	189.2	140.8	165.0
RENK	RK807SSTXRIB	STX,B	111	138.9	15.1	1	\$457	27	127.8	132.4	102.4	163.0	140.0	167.9
HOEGEMEYER	8233AM	AM,AQ,B	112	138.2	15.1	1	\$455	28	101.6	131.7	101.6	198.5	142.6	153.2
RENK	RK866DGV2P	VT2PDG	112	133.5	15.2	1	\$440	29	103.5	120.3	103.5	161.4	151.4	161.1
INTEGRA	6181 3010A	3010A	111	132.9	15.4	1	\$437	30	89.5	128.4	89.4	192.1	152.3	145.5
PIONEER	P1244AM CK	AM,AQ,B	112	147.1	15.5	1	\$483	19	136.3	132.6	117.6	188.3	142.6	165.0
Averages =				150.2	15.2	1	\$494		127.2	143.0	124.4	190.3	150.9	165.7
LSD (0.10) =				8.7	0.2	ns			5.7	8.9	6.2	12.2	9.8	11.1

FULL-SEASON TEST 113-117 Day CRM | Top 30 of 30 tested Results in **BOLD** are significantly above test average.

RENK	RK945SSTX	STX,B	115	158.3	15.5	1	\$520	1	154.9	170.0	111.3	196.3	165.6	152.0
RENK	RK965VT2P	VT2PB	116	156.6	16.0	0	\$513	2	150.0	165.3	114.9	208.5	132.8	167.8
PIONEER	P1548AM GC	AM,AQ,B	115	155.0	15.8	1	\$508	3	139.7	154.2	137.3	191.5	153.5	154.0
INTEGRA	6695 VT2PRIB	VT2P	116	153.8	15.9	0	\$504	4	144.5	148.9	119.7	193.8	168.3	147.8
GOLDEN HARVEST	G12S75-5122-EZR	5122,B	112	153.0	15.9	0	\$501	5	144.6	142.0	120.1	197.3	159.7	154.2
AUGUSTA	5065	3111	115	152.3	15.8	1	\$499	6	151.6	168.4	106.7	198.7	146.5	142.0
LEWIS	16DP850	VT2PB	116	152.1	15.7	0	\$499	7	142.8	146.7	115.9	205.8	148.8	152.8
NC-Plus	NC 14-64 VT2PRIB GC	VT2PB	114	151.8	16.0	0	\$497	8	141.5	140.6	119.2	192.4	151.4	165.6
LEWIS	14DD849	VT2PDG,B	114	150.9	15.8	1	\$494	9	149.1	159.1	114.2	197.7	156.4	128.6
DEKALB	DKC66-18RIB GC	VT2PB	116	150.0	15.7	1	\$492	10	147.5	166.9	97.6	174.2	149.1	164.6
LEWIS	15DP899	VT2PB	115	148.7	15.9	0	\$487	11	142.3	139.7	85.6	196.2	158.9	169.3
MIDLAND GENETICS	656PR RIB	VT2PB	113	147.8	15.7	0	\$485	12	130.2	130.2	117.5	183.4	166.5	159.0
DEKALB	DKC63-57RIB GC	VT2PB	113	144.8	15.7	0	\$475	14	140.1	152.7	86.9	176.6	153.5	159.0
DYNA-GRO	D54VC34	VT2P	114	144.5	15.9	0	\$474	15	136.9	134.5	138.1	178.2	133.0	146.4
HOEGEMEYER	8750AML	AML,B	117	144.1	15.5	1	\$473	16	145.0	143.9	89.7	177.1	150.0	158.6
LEWIS	15DT890	TRE,B	115	143.2	15.7	2	\$470	17	132.6	131.8	121.5	157.2	155.9	160.5
NK BRAND	NK1354-3220-EZR	3220,B	113	142.4	15.4	0	\$469	18	131.9	130.5	106.4	188.3	139.8	157.9
NC-Plus	NC 15-49 VT2PDG GC	VT2PDG,B	115	142.4	15.9	0	\$467	19	128.2	127.9	112.9	182.6	160.4	142.3
INTEGRA	6588 VT2PRIB	VT2PB	115	142.2	15.8	0	\$466	20	147.0	143.4	90.4	175.6	157.2	139.9
GOLDEN HARVEST	G15J91-3220-EZR	3220,B	115	141.2	15.9	0	\$463	21	126.4	124.9	139.7	172.6	140.6	142.8
HOEGEMEYER	8490AM	AM,AQ,B	114	139.9	15.7	1	\$459	22	124.8	123.5	132.2	167.9	140.3	150.6
MIDLAND GENETICS	770PR DG RIB	VT2PDG,B	115	139.6	15.7	0	\$458	23	132.2	129.0	113.4	169.5	141.0	152.6
RENK	RK937VT2P	VT2PB	113	136.7	15.4	0	\$450	24	134.3	132.9	76.5	181.7	146.5	148.5
LEWIS	16DP887	VT2PB	116	134.8	15.4	1	\$443	25	113.6	112.4	103.1	182.6	143.8	153.4
RENK	RK945DGV2P	VT2PDG,B	115	132.7	15.8	0	\$435	26	119.1	116.1	86.8	189.4	153.8	131.2
NK BRAND	NK1523-3220-EZR	3220,B	115	131.3	15.6	0	\$431	27	111.3	112.3	88.4	193.7	139.6	142.8
MIDLAND GENETICS	721PR RIB	VT2PB	115	129.1	15.7	0	\$424	28	121.2	122.4	93.7	164.4	124.9	147.8
INTEGRA	6410 VT2PRIB	VT2PB	114	128.9	15.8	1	\$423	29	115.4	114.6	106.0	153.3	122.2	162.2
INTEGRA	6533 VT2PRIB	VT2PB	115	128.7	15.6	0	\$423	30	117.5	117.3	94.1	159.9	130.9	152.4
PIONEER	P1244AM CK	AM,AQ,B	112	145.6	15.6	0	\$478	13	138.2	127.6	119.3	173.4	147.8	167.1
Averages =				144.1	15.7	0	\$473		135.1	137.7	108.6	182.7	148.0	152.4
LSD (0.10) =				9.0	0.3	ns			7.2	8.1	6.6	12.8	9.1	10.3

CORN PRODUCTS TESTED

Product/Brand	Technology	Maturity	RIB	STt	Region(s) Tested
AUGUSTA Augusta Seed Corporation www.augustaseed.com PO Box 899, Verona, VA 24482 (540) 886-6055					
1059	3110	109	N	AVC,C5	IAWCa, INCEa, KSNEa, NCTsb, OHNWb, PACE
5065	3111	115	N	CM,C2	KSNEb
6162	3220,B	112	Y	AVC,C5	IAECb, ILECb, INNOb, NESEa
DEKALB DeKalb Brand (Bayer CropScience) www.dekalb.com 800 N Lindbergh Blvd, St. Louis, MO 63167 (800) 768-6387					
DKC62-53RIB GC	VT2PB	112	Y	na	DMNO, KSNEa, MOCEa, MONOa, NESEa, PASE
DKC63-57RIB GC	VT2PB	113	Y	na	KSNEb, NESEb
DKC66-18RIB GC	VT2PB	116	Y	na	KSNEb
DYNA-GRO Dyna-Gro Seed (Nutrien Ag Solutions) www.dynagroseed.com 3005 Rocky Mountain Ave, Loveland, CO 80538 (970) 685-3300					
D51VC41	VT2P	111	N	AC,P5V,EDC-B	IASOa, IAWCb, ILNOb, INCEb, NESEa
D52DC82	VT2PDG	112	N	AC,P5V,EDC-B	ILSOa, MOCEa, NENEb, NESEa
D54VC34	VT2P	114	N	AC,P5V,EDC-B	IAECb, IASOb, IAWCb, ILSOb, INCEb, KSNEb, MOCEb, MONOb, NENEb, NESEb
GOLDEN HARVEST Golden Harvest Brand (Syngenta) www.goldenharvestseeds.com 2001 Butterfield Rd, Ste 1600, Downers Grove, IL 60515 (800) 944-7333					
G04G36-3111A	3111A	104	N	AVC,C2,Vi	IANWa, INNOa, KSNEa, MISOb, MNSEb, MNSWb, NCTSa, OHNWa, SDSEb, WISOa
G08D29-3120A-EZR	3120A,B	108	Y	AVC,C5,Vi	IAECa, ILSOa, NENEa, NESEa
G10D21-3330-EZR	3330,B	110	Y	AVC,C5,Vi	IAECa, IANCb, IANWb, IASOa, IAWCa, ILECa, ILNOb, ILSOa, ILWCa, INCEa, INNOb, KSNEa, NCTsb, OHNWb
G10L16-5222A-EZR	5222A,B	110	Y	AVC,C5,Vi	IAECa, IANCb, IANWb, IASOa, IAWCa, ILECa, ILNOb, ILSOa, ILWCa, INCEa, INNOb, MOCEa, MONOa, NCTsb, NENEa, NESEa, OHNWb
G12S75-5122-EZR	5122,B	112	Y	AVC,C5,Vi	IAECb, IASOb, IAWCb, INCEb, INNOb, KSNEb, MOCEa, MONOa, NENEb, NESEa
G12U17-3120-EZR	3120,B	112	Y	AVC,C5,Vi	MONOa, NESEa
G13H15-3120-EZR	3120,B	113	Y	AVC,C5,Vi	IASOb, NESEb
G13T41-3120-EZR	3120,B	113	Y	AVC,C5,Vi	IAECb, IAWCb, MONOb, NENEb, NESEb

Product/Brand	Technology	Maturity	RIB	STt	Region(s) Tested
G15J91-3220-EZR	3220,B	115	Y	AVC,C5,Vi	IASOb, IAWCb, ILSOb, ILWCb, KSNEb, MOCEb, MONOb, NESEb
HEFTY Hefty Seed Company www.heftyseed.com 47504 252nd St, Baltic, SD 57003 (866) 769-7200					
H5832VT2PRIB	VT2PB	108	Y	HC	IANCb, IANWb, ILECa, ILNOa, ILWCa, NCTsb, NENEa, NESEa, WISOb
H5944SS	STX	109	N	HC	IANCb, IANWb, ILECa, ILNOa, NCTsb, NESEa
H6134SSRIB	STX,B	111	Y	HC	ILECb, ILNOb, NESEa
H6214SSRIB	STX,B	112	Y	HC	ILNOb, ILWCb, NENEb, NESEa
H6244SS	STX	112	N	HC	ILECb, ILNOb, ILWCb, NENEb, NESEa
H6332VT2PRIB	VT2PB	113	Y	HC	ILNOb, ILSOb, NENEb, NESEb
H6524SSRIB	STX,B	115	Y	HC	ILECb, ILSOb, ILWCb, NESEb
H6525VT2PRIB	VT2PB	115	Y	HC	NESEb
H6532VT2PRIB	VT2PB	115	Y	HC	ILSOB, ILWCb, NESEb
H6714SSRIB	STX,B	117	Y	HC	ILSOB, NESEb
HOEGEMEYER Hoegemeyer Hybrids (Corteva Agriscience) www.theightseed.com 1755 Hoegemeyer Rd, Hooper, NE 68031 (800) 245-4631					
7955AML	AML,B	109	Y	Lum,P5V	IASOa, KSNEa, NENEa, NESEa
8233AM	AM,AQ,B	112	Y	Lum,P1V	IASOb, KSNEa, NESEa
8490AM	AM,AQ,B	114	Y	Lum,P5V	IASOb, KSNEb, NESEb
8511AML	AML,B	115	Y	Lum,P5V	NESEb
8531Q	QR,B	115	Y	Lum,P5V	NENEb, NESEb
8750AML	AML,B	117	Y	Lum,P5V	KSNEb, NESEb
INTEGRA Integra Fortified Seed (Wilbur-Ellis) www.integraseed.com 2219 229th, Place Ames, IA 50014 (515) 292-1300					
5719 VT2PRIB	VT2PB	107	Y	AC,P2,St,SU	IAECa, IANCb, IANWb, IASOa, IAWCa, ILECa, ILNOa, ILWCa, KSNEa, MNSWb, NESEa, OHNWa, SDSEb, WISOb
6061 VT2PRIB	VT2P	110	N	AC,P5,St,SU	IAECa, IANCb, IANWb, IASOa, IAWCa, ILECa, ILNOb, ILWCa, KSNEa, NENEa, NESEa
6181 3010A	3010A	111	N	CM,C2,St,SU	IAECb, IASOa, IAWCb, KSNEa, NENEb, NESEa
6284 VT2PRIB	VT2PB	112	Y	AC,P2,St,SU	IAECb, IASOb, IAWCb, ILECb, ILNOb, ILWCb, KSNEa, NENEb, NESEa, OHNWb

CORN PRODUCTS TESTED

Product/Brand	Technology	Maturity	RIB	STrt	Region(s) Tested
6410 VT2PRIB	VT2PB	114	Y	AC,P5V,St,SU	IAECb, IASOb, IAWCb, ILECb, ILWcb, KSNEb, NENEb, NESEb
6533 VT2PRIB	VT2PB	115	Y	AC,P5V,St,SU	IAECb, IASOb, IAWCb, ILECb, ILWcb, KSNEb
6588 VT2PRIB	VT2PB	115	Y	AC,P2V,St,SU	IAECb, IASOb, IAWCb, ILECb, ILWcb, KSNEb, NESEb
6695 VT2PRIB	VT2P	116	N	AC,P5V,St,SU	IASOb, KSNEb, NESEb

LEWIS | Lewis Hybrids (Bayer CropScience)

www.lewishybrids.com
530 W Maple Ave, Ursa, IL 62376 | (217) 964-2131



07DT081	TRE,B	107	Y	na	ILWCa, KSNEa, MONOa
08DP739	VT2PB	108	Y	na	ILWCa, KSNEa, MOCEa, MONOa
09DD740	VT2PDG,B	109	Y	na	ILWCa, KSNEa, MOCEa, MONOa
10DP719	VT2PB	110	Y	na	ILWCa, KSNEa, MOCEa, MONOa
12DT371	TRE,B	112	Y	na	ILWcb, KSNEa, MOCEa, MONOa
14DD849	VT2PDG,B	114	Y	na	ILWcb, KSNEb, MOCEb, MONOb
15DP899	VT2PB	115	Y	na	ILWcb, KSNEb, MOCEb, MONOb
15DT890	TRE,B	115	Y	na	KSNEb, MOCEb, MONOb
16DP850	VT2PB	116	Y	na	ILWcb, KSNEb, MOCEb, MONOb
16DP887	VT2PB	116	Y	na	KSNEb, MOCEb, MONOb

MIDLAND GENETICS | Midland Genetics

www.midlandgenetics.com
1906 Kingman Rd, Ottawa, KS 66067 | (800) 819-7333



381VLGA EZ1	3220A,B	108	Y	CM,C2,Vi	KSNEa, MOCEa, MONOa, NESEa
429PR RIB	VT2PB	110	Y	AC	KSNEa, MOCEa, MONOa, NESEa
430PR RIB	VT2PB	110	Y	AC	KSNEa, MOCEa, MONOa, NESEa
570PR RIB	VT2PB	112	Y	AC	KSNEa, MOCEa, MONOa, NESEa
656PR RIB	VT2PB	113	Y	AC	KSNEb, MOCEb, MONOb, NESEb
660PR DG RIB	VT2PDG,B	113	Y	AC	MOCEb, MONOb, NESEb
721PR RIB	VT2PB	115	Y	AC	KSNEb, MONOb
770PR DG RIB	VT2PDG,B	115	Y	AC	KSNEb, MOCEb, MONOb, NESEb
790SS RIB	STX,B	116	Y	AC	MOCEb, NESEb
801PR RIB	VT2PB	117	Y	AC	MOCEb, MONOb, NESEb

NC+ | Midwest Seed Genetics

www.midwestseed.com
612 Dunlap St, Kentland, IN 47951 | (515) 314-1003



NC+ 11-15 VT2PRIB GC	VT2PB	111	Y	na	KSNEa, NESEa
NC+ 12-48 DGV2P GC	VT2PDG,B	112	Y	na	KSNEa, NESEa
NC+ 13-04 VT2PRIB GC	VT2PB	113	Y	na	NESEb

Product/Brand	Technology	Maturity	RIB	STrt	Region(s) Tested
NC+ 14-64 VT2PRIB GC	VT2PB	114	Y	na	KSNEb, NESEb
NC+ 15-49 VT2PDG GC	VT2PDG,B	115	Y	na	KSNEb

NK BRAND | NK Brand (Syngenta)

www.nkseeds.com
2001 Butterfield Rd, Ste 1600, Downers Grove, IL 60515 | (800) 258-0521



NK1082-3330A-EZR	3330A,B	110	Y	AVC,C5,Vi	ILSOa, INCEa, KSNEa, MOCEa, MONOa, OHNWb
NK1082-5222A-EZR	5222A,B	110	Y	AVC,C5,Vi	DMNO, IAECa, IANCb, IANWb, ILECa, ILNOb, ILWCa, INNOb, NCTsb, NENEa, NESEa, PACE, PASE
NK1188-5122-EZR	5122,B	111	Y	AVC,C5,Vi	IAWcb, ILSOa, INCEb, INNOb, KSNEa, NENEb, OHNWb
NK1239-5122-EZR	5122,B	112	Y	AVC,C5,Vi	DMNO, IAECb, ILECb, ILNOb, ILSOb, ILWcb, MOCEb, MONOb, NENEb, NESEa, PASE
NK1354-3220-EZR	3220,B	113	Y	AVC,C5,Vi	INCEb, KSNEb
NK1460-5222-EZR	5222,B	114	Y	AVC,C5,Vi	DMNO, IAECb, IASOb, IAWCb, ILECb, ILSOb, ILWcb, INCEb, NESEb, PASE
NK1523-3220-EZR	3220,B	115	Y	AVC,C5,Vi	ILSOb, KSNEb, MOCEb, MONOb, NESEb

PIONEER | DuPont Pioneer (Corteva Agriscience)

www.pioneer.com
PO Box 454, Johnston, IA 50131 | (800) 247-6803



P0622AML GC	AML,B	106	Y	na	KSNEa, NESEa
P1077AM GC	AM,AQ,B	110	Y	na	DMNO, MOCEa, MONOa, NESEa, PASE
P1089AM GC	AMX,AQ,B	110	Y	na	NESEa
P1138AML GC	AML,B	111	Y	na	KSNEa, NESEa
P1244AM CK	AM,AQ,B	112	Y	na	KSNEa, KSNEb, NESEa, NESEb
P1548AM GC	AM,AQ,B	115	Y	na	KSNEb, NESEb

RENK | Renk Seed Co.

www.renkseed.com
6809 Wilburn Rd, Sun Prairie, WI 53590 | (800) BUY-RENK




RK805VT2P	VT2P	110	N	AC,P2	IAECa, IANCb, IANWb, IASOa, IAWCa, ILECa, ILNOb, ILWCa, KSNEa, NCTsb, NENEa, NESEa
RK807SSTXRIB	STX,B	111	Y	AC,P5V	IASOa, ILECb, ILNOb, KSNEa, NENEb, NESEa
RK866DGV2P	VT2PDG	112	N	AC,P2	IAECb, IASOb, IAWCb, ILNOb, ILWcb, KSNEa, MONOa, NENEb, NESEa
RK882SSTX	STX	111	N	AC,P5V	IAECb, IASOa, IAWCb, ILECb, ILNOb, ILWcb, KSNEa, MONOa, NENEb, NESEa

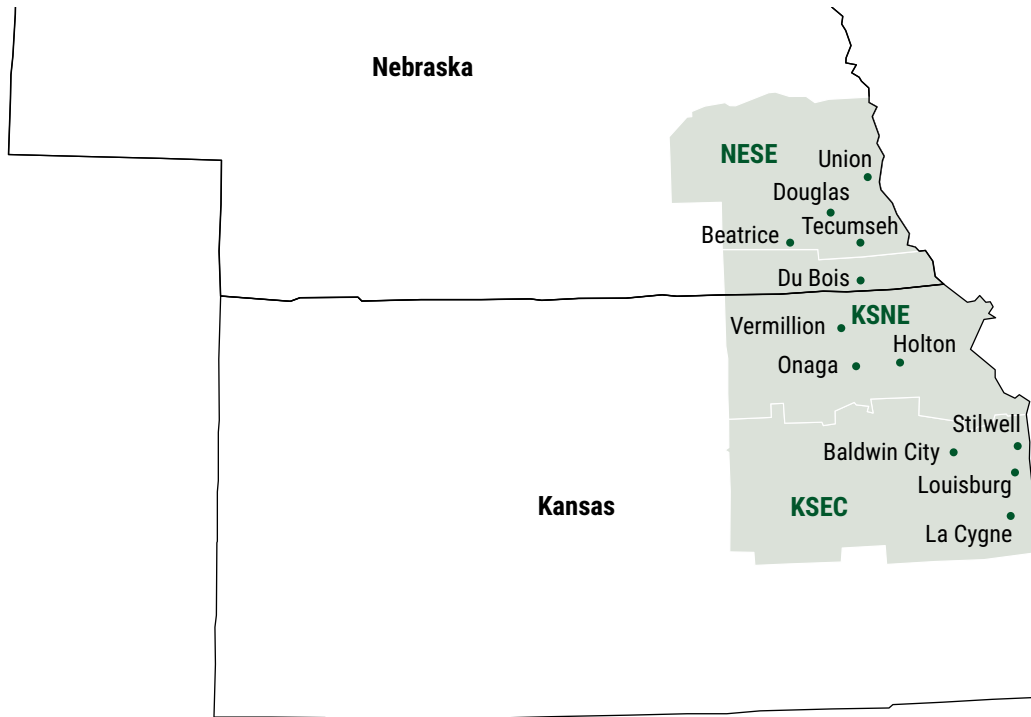
CORN PRODUCTS TESTED

Product/Brand	Technology	Maturity	RIB	STrt	Region(s) Tested
RK937VT2P	VT2PB	113	Y	AC,P2	IAECb, IASOb, IAWCb, ILNOb, ILWCb, KSNEb, MONOb, NENEb, NESEb
RK945DGV2P	VT2PDG,B	115	Y	AC,P2	IAECb, IASOb, IAWCb, ILECb, ILWCb, KSNEb, MONOb, NESEb
RK945SSTX	STX,B	115	Y	AC,P5V	IAECb, IAWCb, ILECb, ILWCb, KSNEb, NESEb
RK965VT2P	VT2PB	116	Y	AC,P2	KSNEb, MONOb, NESEb
TAYLOR Taylor Seed Farms, Inc. www.taylorseedfarms.com 2467 Hwy 7, White Cloud, KS 66094 (800) 742-7473					
8013 VT2PDGRIB GC	VT2PDG,B	112	Y	na	NESEa
8824 VT2PRIB GC	VT2PB	113	N	na	NESEb
8835VT2PRORIB GC	VT2PB	114	Y	na	NESEb
8877VT2PRORIB GC	VT2PB	116	Y	na	NESEb
C-112-21 GC	VT2PB	112	Y	na	NESEa
EXP A-111-21 GC	VT2PB	111	Y	na	NESEa
EXP C-114-21 GC	VT2PB	114	Y	na	NESEb

Product/Brand	Technology	Maturity	RIB	STrt	Region(s) Tested
WYFFELS Wyffels Hybrids, Inc. www.wyffels.com 13344 US Hwy 6, Geneseo, IL 61254 (800) 369-7833					
W6906	VT2P	111	N	AC250	IASOa, IAWCb, ILNOb, ILSOa, NENEb, NESEa
W7726RIB	VT2PB	113	Y	AC250	IAECb, IASOb, IAWCb, ILECb, ILSOb, ILWCb, MONOb, NENEb, NESEb
W7876RIB	VT2PB	114	Y	AC250	IAECb, IASOb, IAWCb, ILECb, ILSOb, ILWCb, MONOb, NENEb, NESEb
W7956RIB	VT2PB	114	Y	AC250	IAECb, IASOb, IAWCb, ILECb, ILSOb, ILWCb, MONOb, NENEb, NESEb
W8936DGRIB	VT2PDG,B	117	Y	AC250	IASOb, ILSOb, MONOb, NESEb



SOYBEAN REGIONS: NESE, KSNE, KSEC



Site Description: **NESE** (See soybean results table on page 12)

Site	FIRST Farmers	Soil Texture	Tillage	Previous Crop	Total Nitrogen (lbs)	Date Planted	Date Harvested	Average		Yield History	
								Stand × 1,000	Yield	Bu/A	Years
Beatrice, NE	Joe Thimm	silt loam	no-till	corn	–	13-May	31-Oct	138.3	56.7	53.3	7
Douglas, NE	Tim Dozier	silt loam	conventional	corn	–	22-Apr	5-Oct	130.3	47.5	64.1	4
Tecumseh, NE	Nick Smith	silt loam	no-till	corn	–	22-Apr	4-Nov	134.4	51.7	–	1
Union, NE	Nick Smith	silt loam	no-till	corn	–	11-May	4-Nov	135.3	58.1	58.5	7
								NESE	54.5	9	

Site Description: **KSNE** (See soybean results table on page 12)

Site	FIRST Farmers	Soil Texture	Tillage	Previous Crop	Total Nitrogen (lbs)	Date Planted	Date Harvested	Average		Yield History	
								Stand × 1,000	Yield	Bu/A	Years
Du Bois, NE	Scott Farwell	silty clay loam	no-till	rye	–	8-Jun	31-Oct	139.4	45.4	48.4	7
Holton, KS	Dave Royer	silt loam	no-till	corn	–	9-Jun	3-Nov	134.1	56.8	49.7	5
Onaga, KS	Travis Greene	silty clay loam	no-till	soybean	–	2-Jun	3-Nov	130.1	45.3	42.4	3
Vermillion, KS	Jack Boyle	silty clay loam	no-till	corn	–	25-May	2-Nov	NR	NR	49.5	7
								KSNE	47.4	9	

Site Description: **KSEC** (See soybean results table on page 13)

Site	FIRST Farmers	Soil Texture	Tillage	Previous Crop	Total Nitrogen (lbs)	Date Planted	Date Harvested	Average		Yield History	
								Stand × 1,000	Yield	Bu/A	Years
Baldwin City	Luke Ulrich	silty clay loam	no-till	corn	–	2-Jun	2-Nov	135.0	45.4	49.6	3
La Cygne	Brad Stainbrook	silty clay loam	no-till	soybean	–	8-Jun	2-Nov	135.7	46.1	43.4	7
Louisburg	Les Stuteville	silty clay loam	no-till	corn	–	17-Jun	1-Nov	137.4	59.0	49.6	5
Stilwell	Bruce Betts	silty clay loam	conventional	corn	–	10-Jun	1-Nov	137.3	59.0	50.6	6
								KSEC	46.8	8	

SOYBEAN REGIONAL ANNUAL YIELD AVERAGES FOR 2016–2020

FIRST Region	Average Yield by Year (Bu/A)					Since Inception	
	2020	2019	2018	2017	2016	Bu/A	#Years
NESE	49.1	52.3	44.6	48.2	54.9	54.5	9
KSNE	52.4	48.8	48.8	50.1	46.1	47.4	9
KSEC	52.4	48.8	48.8	50.1	46.1	46.8	8

Soybean Results: NESE (See site description on page 11)

ALL-SEASON TEST | MATURITY GROUP 3.1-4.0 | Top 30 of 45 tested Results in BOLD are significantly above test average.

Company/ Brand	Product/ Brand	Technology	Maturity	Yield (Bu/A)	Moisture (%)	Lodging (%)	Gross Income (\$/A)	Beatrice	Douglas	Tecumseh	Union
ASGROW	AG39X7 U	RRX,ST	3.9	56.0	9.9	0	\$543	59.5	47.7	53.1	63.7
MIDLAND GENETICS	3261X	RRX	3.2	56.0	9.6	0	\$543	60.2	50.1	53.5	60.2
CREDENZ	CZ 3750GTLL	LLGT27	3.7	55.6	9.6	0	\$540	58.6	49.5	53.7	60.8
ASGROW	AG33X0 U	RRX	3.3	55.3	9.7	0	\$536	60.1	49.1	55.4	56.4
CREDENZ	CZ 3840GTLL	LLGT27	3.8	55.1	10.1	0	\$534	56.2	46.6	51.4	66.1
MIDLAND GENETICS	4.00E+06	E3	3.9	55.1	10.0	0	\$534	60.9	49.2	48.9	61.2
HEFTY	H33X0	RRX	3.3	54.9	9.7	0	\$533	61.6	45.9	54.2	57.9
RENK	RS357NX	RRX	3.5	54.9	9.6	0	\$533	53.0	47.8	54.2	64.6
APEX	AE3310	E3	3.3	54.8	10.1	0	\$531	57.1	52.5	50.0	59.4
MIDLAND GENETICS	3537NX	RRX	3.5	54.7	9.6	0	\$530	56.2	48.2	52.4	61.8
ASGROW	AG37X8 U	RRX	3.7	54.6	9.7	0	\$530	58.6	50.1	52.8	57.0
NUPRIDE GENETICS	NGN9369R2X GC	RRX	3.6	54.4	9.7	0	\$527	59.1	46.7	51.3	60.3
HEFTY	H31X9	RRX	3.1	54.3	10.1	0	\$527	56.4	47.7	53.0	60.1
HOEGEMEYER	3350 E	E3	3.3	54.1	9.7	0	\$525	60.3	46.1	52.5	57.7
STINE	33EC02 U	E3	3.3	54.1	9.6	0	\$525	58.6	47.2	52.8	57.9
DYNA-GRO	S38XS21	RRX,ST	3.8	53.9	9.9	0	\$523	57.1	49.5	52.1	56.8
DYNA-GRO	S35EN99	E3	3.5	53.8	9.9	0	\$522	51.4	49.4	54.0	60.5
CREDENZ	CZ 4241GTLL	LLGT27	4.2	53.8	10.1	0	\$522	58.5	45.5	51.0	60.3
DYNA-GRO	S37EN39	E3	3.7	53.8	9.7	0	\$522	53.5	50.5	51.0	60.0
HEFTY	H39X8	RRX	3.9	53.7	10.0	0	\$521	55.9	43.8	52.1	62.9
MIDLAND GENETICS	3930NXS	RRX,ST	3.9	53.6	10.1	0	\$519	55.9	45.9	52.0	60.4
CREDENZ	CZ 3480GTLL	LLGT27	3.4	53.5	9.7	0	\$519	58.9	48.2	48.6	58.4
ZINESTO	Z3101E	E3	3.1	53.5	9.8	0	\$519	53.5	48.0	55.6	56.9
CREDENZ	CZ 3660GTLL	LLGT27	3.6	53.4	9.7	0	\$518	61.2	48.6	45.4	58.5
HOEGEMEYER	3921 E	E3	3.9	53.1	10.0	0	\$515	52.4	46.8	52.2	61.0
CREDENZ	CZ 3250GTLL	LLGT27	3.2	53.1	10.1	0	\$515	56.3	44.3	51.8	59.8
MIDLAND GENETICS	3711XS	RRX,ST	3.7	53.0	9.6	0	\$514	50.0	49.6	53.8	58.7
HOEGEMEYER	3591 E	E3	3.5	53.0	9.7	0	\$514	56.6	46.5	52.5	56.2
ZINESTO	Z3111E	E3	3.1	52.9	9.8	0	\$514	59.6	43.8	51.8	56.6
RENK	RS379NSX	RRX	3.7	52.9	9.8	0	\$513	58.5	42.1	52.7	58.3
Averages =				53.5	9.8	0	\$519	56.7	47.5	51.7	58.1
LSD (0.10) =				2.5	0.3	ns		2.2	2.9	2.8	3.2

Soybean Results: KSNE (See site description on page 11)

ALL-SEASON TEST | MATURITY GROUP 1.8-2.5 | Top 30 of 72 tested Results in BOLD are significantly above test average.

Company/ Brand	Product/ Brand	Technology	Maturity	Yield (Bu/A)	Moisture (%)	Lodging (%)	Gross Income (\$/A)	Baldwin City	La Cygne	Louisburg	Stilwell
CREDENZ	CZ 3930GTLL	LLGT27	3.9	56.4	10.1	0	\$547	52.7	54.3	58.5	60.2
DONMARIO	DM 40X61	RRX	4.0	55.6	10.0	0	\$539	47.4	48.6	64.2	62.2
PIONEER	P46A93X U	RRX	4.6	55.5	10.0	0	\$538	48.7	50.1	62.0	61.2
CREDENZ	CZ 4869R2X GC	RRX	4.8	55.4	10.0	0	\$537	47.6	48.7	63.2	62.0
GOLDEN HARVEST	GH3982X	RRX	3.9	54.8	10.0	0	\$532	50.5	52.0	58.2	58.6
CREDENZ	CZ 4730R2X	RRX	4.7	54.8	10.1	0	\$532	50.2	51.6	58.3	59.1
HEFTY	H39X8	RRX	3.9	54.7	10.0	0	\$530	51.8	53.1	55.8	58.0
DYNA-GRO	S41XS98 U	RRX,ST	4.1	54.7	9.8	0	\$530	48.1	49.4	60.5	60.6
STINE	40EB22 U	E3	4.0	54.5	10.0	0	\$529	47.9	49.2	60.4	60.4
DONMARIO	DM 44X31	RRX	4.4	54.1	10.0	0	\$525	46.6	47.7	60.7	61.2
DYNA-GRO	S43XS70	RRX,ST	4.3	54.0	10.1	0	\$524	44.7	45.6	63.7	61.9
MIDLAND GENETICS	4677NXS	RRX,ST	4.6	54.0	10.0	0	\$523	44.7	45.9	63.2	62.0
MIDLAND GENETICS	4488NXS	RRX,ST	4.4	53.7	10.2	0	\$521	48.3	49.3	59.1	58.2
DYNA-GRO	S46ES91	E3	4.6	53.6	10.1	0	\$520	48.8	49.8	57.8	58.1
ASGROW	AG37X8 U	RRX	3.7	53.4	9.9	0	\$518	45.6	46.7	60.8	60.6
MIDLAND GENETICS	4251X	RRX	4.2	53.4	10.0	0	\$518	47.5	48.9	58.6	58.7
HOEGEMEYER	4161 E	E3	4.1	53.4	10.0	0	\$518	44.8	46.1	61.6	61.0
HEFTY	H47E1	E3	4.7	53.2	10.0	0	\$516	42.8	43.6	63.5	62.8
MIDLAND GENETICS	4.00E+06	E3	3.9	52.8	10.2	0	\$512	42.3	44.0	62.3	62.4
HOEGEMEYER	3921 E	E3	3.9	52.6	10.1	0	\$510	43.8	41.8	62.6	62.2
ASGROW	AG39X7 U	RRX,ST	3.9	52.5	10.1	0	\$510	45.0	42.8	61.7	60.7
GOLDEN HARVEST	GH4589X	RRX	4.5	52.5	10.0	0	\$509	44.4	45.6	60.6	59.4
HOEGEMEYER	4081 SE	E3	4.0	52.4	10.0	0	\$508	42.5	42.9	62.6	61.7
MIDLAND GENETICS	3930NXS	RRX,ST	3.9	52.3	10.0	0	\$507	46.5	44.1	59.1	59.5
HEFTY	H42X9	RRX	4.2	52.3	10.0	0	\$507	44.1	45.2	59.9	60.0
HOEGEMEYER	4641 E	E3	4.6	52.0	10.0	0	\$505	44.3	43.9	61.0	58.9
DYNA-GRO	S46XS60	RRX,ST	4.6	52.0	10.0	0	\$504	44.3	45.4	59.1	59.1
ASGROW	AG42X6 U	RRX	4.2	51.9	10.0	0	\$504	46.5	47.8	56.7	56.7
CREDENZ	CZ 4810R2X GC	RRX	4.8	51.9	10.0	0	\$503	44.8	46.0	57.8	58.9
MIDLAND GENETICS	4260E3S	E3,ST	4.2	51.9	10.1	0	\$504	44.9	46.1	58.2	58.3
Averages =				52.4	10.0	0	\$508	45.4	46.1	59.0	59.0
LSD (0.10) =				2.3	0.1	ns		2.1	3.0	2.3	2.0

Soybean Results: **KSEC** (See site description on page 11)

ALL-SEASON TEST | MATURITY GROUP 1.8-2.5 | Top 30 of 72 tested

Results in **BOLD** are significantly above test average.

Company/ Brand	Product/ Brand	Technology	Maturity	Yield (Bu/A)	Moisture (%)	Lodging (%)	Gross Income (\$/A)	Du Bois	Holton	Onaga	Vermillion*
DONMARIO	DM 40X61	RRX	4.0	53.2	11.2	0	\$516	50.7	59.1	49.8	—
ASGROW	AG39X0 U	RRX,ST	3.9	51.9	11.3	0	\$503	45.2	62.1	48.4	—
CREDENZ	CZ 4410GTLL	LLGT27	4.4	51.5	11.1	0	\$499	46.1	61.0	47.2	—
HOEGEMEYER	3591 E	E3	3.5	50.9	11.4	0	\$494	44.4	59.5	48.9	—
NUPRIDE GENETICS	NGN9369R2X GC	RRX	3.6	50.8	11.2	0	\$493	47.2	59.7	45.6	—
DYNA-GRO	S41ES80	E3	4.1	50.7	11.2	0	\$491	46.2	60.0	45.8	—
MIDLAND GENETICS	3930NXS GC	RRX,ST	3.9	50.5	11.3	0	\$490	47.8	58.0	45.8	—
DYNA-GRO	S38XS21	RRX,ST	3.8	50.5	11.5	0	\$490	48.5	58.7	44.3	—
CREDENZ	CZ 4241GTLL	LLGT27	4.2	50.4	11.3	0	\$489	45.4	60.2	45.6	—
HOEGEMEYER	4081 SE	E3	4.0	50.3	11.4	0	\$487	46.5	58.4	45.9	—
NK BRAND	S37-2E3S	E3,ST	3.7	50.1	11.4	0	\$486	49.1	56.4	44.7	—
CREDENZ	CZ 3750GTLL	LLGT27	3.7	50.1	11.4	0	\$486	47.1	53.4	49.7	—
ASGROW	AG39X7 U	RRX,ST	3.9	49.9	11.4	0	\$484	50.5	55.2	44.1	—
GENESIS	G3650E	E3	3.6	49.7	11.3	0	\$483	47.4	57.3	44.5	—
STINE	43EB20 U	E3	4.3	49.7	11.4	0	\$482	45.2	58.0	45.9	—
CREDENZ	CZ 3480GTLL	LLGT27	3.4	49.7	11.5	0	\$482	46.0	56.5	46.5	—
HOEGEMEYER	3921 E	E3	3.9	49.4	11.4	0	\$480	44.7	59.9	43.7	—
CREDENZ	CZ 3840GTLL	LLGT27	3.8	49.4	11.3	0	\$479	46.6	57.4	44.2	—
RENK	RS379NSX	RRX	3.7	49.0	11.3	0	\$475	48.8	56.1	42.2	—
HOEGEMEYER	4161 E	E3	4.1	48.9	11.4	0	\$474	40.1	60.7	45.8	—
STINE	40EB22 U	E3	4.0	48.8	11.4	0	\$473	43.7	57.0	45.7	—
HEFTY	H39X8 U	RRX	3.9	48.8	11.3	0	\$474	40.3	57.8	48.3	—
GOLDEN HARVEST	GH3934X U	RRX	3.9	48.8	11.5	0	\$473	45.8	51.8	48.8	—
GOLDEN HARVEST	GH3728X	RRX	3.7	48.3	11.1	0	\$468	44.1	58.4	42.3	—
CREDENZ	CZ 3660GTLL	LLGT27	3.6	48.2	11.3	0	\$468	46.2	54.8	43.7	—
NUPRIDE GENETICS	NGN9370E3 U	E3	3.7	48.2	11.5	0	\$467	45.2	55.5	43.9	—
ASGROW	AG37X8 U	RRX	3.7	48.2	11.4	0	\$467	44.9	56.3	43.4	—
NK BRAND	S39-G2X U	RRX	3.9	48.0	11.3	0	\$465	42.8	58.7	42.5	—
GENESIS	G4350E	E3	4.3	47.9	11.5	0	\$465	45.0	55.4	43.4	—
NK BRAND	S39-E3 U	E3	3.9	47.9	11.5	0	\$465	43.2	54.9	45.6	—
Averages =				49.1	11.3	0	\$477	45.4	56.8	45.3	
LSD (0.10) =				2.7	0.2	ns		2.5	1.9	1.8	

* Vermillion: lost to severe herbicide drift damage.

first farmers' independent
research of seed
technologies
www.firstseedtests.com

Unbiased, Accurate Yield Testing, Every Time

Some See Fields,
We See Data

2020
Corn & Soybean
Performance
Summaries



info@firstseedtests.com






@firstseedtests




SOYBEAN PRODUCTS TESTED

Product/Brand	Technology	Maturity	SCN	Strt	Region(s) Tested
APEX M.S. Technologies, L.L.C. www.mstechseed.com/ 103 Avenue D, West Point, IA 52656 (800) 362-2510					
AE3110	E3	3.1	R	CMBV,SA	IASCb, IASO, ILNC, ILNO, NENE, NESE
AE3310	E3	3.3	R	CMBV,SA	IASO, ILNC, ILNO, ILSC, NENE, NESE, OHNW
ASGROW Asgrow Brand (Bayer CropScience) www.asgrow.com 800 N Lindbergh Blvd, St. Louis, MO 63167 (314) 694-1000					
AG33X0 §	RRX	3.3	R	na	IASO, ILNC, ILNO, ILSC, INCE, INNO, MONOa, NESE, OHNW, PASE
AG37X8 §	RRX	3.7	R	na	KSEC, KSNE, MOCE, MONOa, NESE
AG39X0 §	RRX,ST	3.9	R	na	KSNE, MOCE, MONOb
AG39X7 §	RRX,ST	3.9	R	na	DMNO, ILSC, ILSO, KSEC, KSNE, MOCE, NESE
AG42X6 §	RRX	4.2	R	na	KSEC
CREDENZ Credenz (BASF) www.agriculture.basf.us/crop-protection/products/credenz.html 26 Davis Dr, Research Triangle Park, NC 27709 (973) 245-6000					
CZ 3099GTLL	LLGT27	3.0	R	PV,IL,OB	IASCb, IASO, INNO, NENE, NESE, PASE
CZ 3250GTLL	LLGT27	3.2	R	PV,IL,OB	NENE, NESE
CZ 3480GTLL	LLGT27	3.4	R	PV,IL,OB	IASO, KSNE, MONOa, NENE, NESE
CZ 3519GTLL	LLGT27	3.5	MR	PV,IL,OB	DMNO, IASO, MOCE, MONOa, NESE, PASE
CZ 3660GTLL	LLGT27	3.6	R	PV,IL,OB	IASO, INCE, KSNE, MOCE, NESE, PASE
CZ 3750GTLL	LLGT27	3.7	R	PV,IL,OB	INCE, KSNE, MOCE, MONOa, NESE, PASE
CZ 3840GTLL	LLGT27	3.8	MR	PV,IL,OB	DMNO, KSNE, MOCE, MONOb, NESE
CZ 3930GTLL	LLGT27	3.9	MR	PV,IL,OB	DMNO, KSEC, KSNE, MOCE, MONOb
CZ 4241GTLL	LLGT27	4.2	NA	PV,IL,OB	DMNO, KSEC, KSNE, MOCE, MONOb, NESE
CZ 4410GTLL	LLGT27	4.4	R	PV,IL,OB	DMNO, KSEC, KSNE, MOCE
CZ 4701R2X	RRX	4.7	R	PV,IL,OB	KSEC
CZ 4730R2X	RRX	4.7	MR	PV,IL,OB	KSEC
CZ 4770R2X GC	RRX	4.7	NA	PV,IL,OB	KSEC
CZ 4810R2X GC	RRX	4.8	NA	PV,IL,OB	KSEC
CZ 4869R2X GC	RRX	4.8	NA	PV,IL,OB	KSEC
DONMARIO Donmario Seeds, Inc. www.donmario.com/en/usa/home 454 E 300N Rd, Gibson City, IL 60936 (217) 784-8475					
DM 31X61	RRX	3.1	R	CMBV,SA	IASCb, IASO, ILNC, ILNO, INCE, INNO, NENE, NESE, OHNW
DM 40X61	RRX	4.0	R	CMBV,SA	ILSC, KSEC, KSNE, MOCE, MONOb
DM 44X31	RRX	4.4	NA	CMBV,SA	KSEC
DYNA-GRO Dyna-Gro Seed (Nutrien Ag Solutions) www.dynagroseed.com 3005 Rocky Mountain Ave, Loveland, CO 80538 (970) 685-3300					
S35EN99	E3	3.5	R	EQV,SA	ILNC, INCE, MONOa, NESE

Product/Brand	Technology	Maturity	SCN	Strt	Region(s) Tested
S37EN39	E3	3.7	R	EQV,SA	ILSC, INCE, MONOa, NESE
S38XS21	RRX,ST	3.8	R	EQV,SA	ILSC, KSNE, MONOb, NESE
S41ES80	E3	4.1	R	EQV,SA	ILSC, KSNE, MOCE, MONOb
S41XS98	RRX,ST	4.1	R	EQV,SA	ILSO, KSNE
S43EN61	E3	4.3	R	EQV,SA	ILSO, KSEC, MOCE
S43XS70	RRX,ST	4.3	R	EQV,SA	ILSO, KSEC
S46ES91	E3	4.6	R	EQV,SA	KSEC
S46XS60	RRX,ST	4.6	R	EQV,SA	KSEC
GENESIS M.S. Technologies, L.L.C. www.mstechseed.com 103 Avenue D, West Point, IA 52656 (800) 362-2510					
G3350E	E3	3.3	R	CMBV,SA	IASO, ILNO, ILSC, NENE, NESE, OHNW
G3650E	E3	3.6	R	CMBV,SA	IASO, KSNE, NESE
G3850ES	E3	3.8	R	CMBV,SA	KSEC, KSNE, NESE
G4350E	E3	4.3	R	EcTC,SA	ILSC, KSNE
GOLDEN HARVEST Golden Harvest Brand (Syngenta) www.goldenharvestseeds.com 2001 Butterfield Rd, Ste 1600, Downers Grove, IL 60515 (800) 944-7333					
GH3728X	RRX	3.7	R	CMBV,SA	ILNC, ILSC, INCE, KSNE
GH3934X §	RRX	3.9	R	CMBV,SA	ILSC, ILSO, KSNE
GH3982X	RRX	3.9	R	CMBV,SA	KSEC
GH4307X §	RRX	4.3	R	CMBV,SA	KSEC
GH4589X	RRX	4.5	R	CMBV,SA	KSEC
HEFTY Hefty Seed Company www.heftyseed.com 47504 252nd St, Baltic, SD 57003 (866) 769-7200					
H31X9	RRX	3.1	R	HCS	ILNC, NENE, NESE
H33X0	RRX	3.3	R	HCS	ILNC, ILNO, NENE, NESE
H39X8	RRX	3.9	MR	HCS	KSEC, NESE
H42X9	RRX	4.2	MR	HCS	KSEC
H47E1	E3	4.7	R	HCS	KSEC
HOEGEMEYER Hoegemeyer Hybrids (Corteva Agriscience) www.therightseed.com 1755 Hoegemeyer Rd, Hooper, NE 68031 (800) 245-4631					
3350 E	E3	3.3	R	Lum,Lu,IL	IASO, MONOa, NENE, NESE
3521 SE	E3	3.5	R	Lum,Lu,IL	IASO, KSNE, MONOa, NESE
3591 E	E3	3.5	R	Lum,Lu,IL	IASO, KSNE, MONOa, NESE
3921 E	E3	3.9	R	Lum,Lu,IL	KSEC, KSNE, MONOb, NESE
4081 SE	E3	4.0	R	Lum,Lu,IL	KSEC, KSNE, MONOb
4161 E	E3	4.1	R	Lum,Lu,IL	KSEC, KSNE
4516 SE	E3	4.5	R	Lum,Lu,IL	KSEC
4641 E	E3	4.6	R	Lum,Lu,IL	KSEC
MIDLAND GENETICS Midland Genetics www.midlandgenetics.com 1906 Kingman Rd, Ottawa, KS 66067 (800) 819-7333					
3231 E3	E3	3.2	MR	na	NESE
3261X	RRX	3.2	R	na	MONOa, NESE
3537NX	RRX	3.5	R	na	MONOa, NESE
3711XS	RRX,ST	3.7	R	na	MONOa, NESE

SOYBEAN PRODUCTS TESTED

Product/Brand	Technology	Maturity	SCN	STrt	Region(s) Tested
3930NXS	RRX,ST	3.9	R	na	KSEC, MOCE, MONOb, NESE
3999 E3	E3	3.9	R	na	KSEC, MOCE, MONOb, NESE
4140NXS	RRX,ST	4.1	R	na	KSEC, MOCE
4251X	RRX	4.2	MR	na	KSEC, MOCE, MONOb
4260E3S	E3,ST	4.2	MR	na	KSEC, MOCE, MONOb
4488NXS	RRX,ST	4.4	R	na	KSEC, MOCE
4677NXS	RRX,ST	4.6	R	na	KSEC
NK BRAND NK Brand (Syngenta)					
www.nkseeds.com 2001 Butterfield Rd, Ste 1600, Downers Grove, IL 60515 (800) 258-0521					
S31-E3S §	E3,ST	3.1	MR	CMBV,SA	INNO, NESE, OHNW
S35-E3 §	E3	3.5	R	CMBV,SA	MONOa, NESE
S37-2E3S	E3,ST	3.7	MR	CMBV,SA	IASO, ILNC, ILSC, ILSO, INCE, KSNE, MOCE, MONOa, PASE
S39-E3 §	E3	3.9	MR	CMBV,SA	KSNE, MOCE
S39-G2X	RRX	3.9	R	CMBV,SA	ILSC, KSEC
S42-B9XS §	RRX,ST	4.2	R	CMBV,SA	KSEC
NUPRIDE GENETICS NuPride Genetics Network					
www.necrop.org/SOYBEANS.htm PO Box 830911, Lincoln, NE 68583-0911 (402) 472-1444					
NGN9369R2X GC	RRX	3.6	R	na	KSNE, NESE
NGN9370E3 §	E3	3.7	R	na	KSNE
PIONEER DuPont Pioneer (Corteva Agriscience)					
www.pioneer.com PO Box 454, Johnston, IA 50131 (800) 247-6803					
P46A93X §	RRX	4.6	NA	na	KSEC

Product/Brand	Technology	Maturity	SCN	STrt	Region(s) Tested
RENK Renk Seed Co.					
www.renkseed.com 6809 Wilburn Rd. Sun Prairie, WI 53590 (800) BUY-RENK					
RS357NX	RRX	3.5	R	EcTC,SA	IASO, ILNC, ILSC, KSNE, NESE
RS379NSX	RRX	3.7	R	EcTC,SA	ILNC, ILSC, KSNE, NESE
STINE Stine Seed Company					
www.stinseed.com 22555 Laredo Trail Adel, IA 50003 (800) 362-2510					
33EC02 §	E3	3.3	R	na	IASO, ILNC, ILSC, INNO, NESE, OHNW, PASE
36EB32 §	E3	3.6	R	na	ILNC, ILSC, ILSO, INCE, KSNE, MOCE, MONOa, NESE, PASE
37EC20 §	E3	3.7	R	na	ILSC, ILSO, INCE, MOCE, NESE, PASE
40EB22 §	E3	4.0	R	na	DMNO, KSEC, KSNE
43EB20 §	E3	4.3	R	na	DMNO, KSEC, KSNE, MONOb
46EB22 §	E3	4.6	R	na	DMNO, KSEC
ZINESTO M.S. Technologies L.L.C.					
www.zinestoseed.com 103 Avenue D, West Point, IA 52656 (800) 352-2510					
Z3101E	E3	3.1	R	na	ILNC, ILNO, NENE, NESE
Z3111E	E3	3.1	R	na	ILNC, ILNO, NENE, NESE
Z3301E	E3	3.3	R	na	ILNC, NESE
Z3501E	E3	3.5	R	na	ILNC, NESE



EFG, LLC
P.O. Box 1001
Urbana, IL 61803

INDEPENDENT YIELD TRIALS LOCAL RESULTS



More information available at www.firstseedtests.com

Harvest Reports and **Region Summaries** provide field and multi-county summaries of corn grain, soybean, and corn silage yield performance from locations that are representative of their areas. Find your local test results using interactive maps online. Sign up for free to receive email with links to the latest harvest reports at www.firstseedtest.com/signup/

Performance Summaries highlight the results from regions operated by our Field Managers (see introduction on the front cover). Yield performances of the Top 30 products are compiled to help you **FIND THE BEST SEED PRODUCTS** for your farm. All editions are available at www.firstseedtests.com/national-summary-reports/



NEW! Product Search provides all the yield results for individual corn grain and soybean products. Look up a product to review all of its FIRST tests including yield and yield advantage, field conditions, and report links at www.firstseedtests.com/product-search/