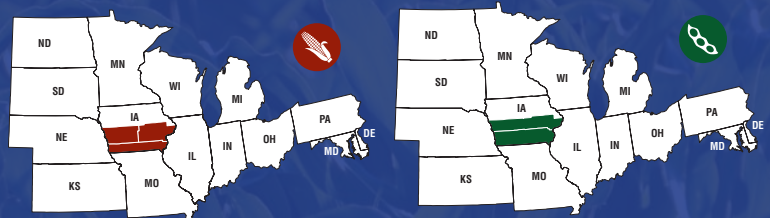


2021 Performance Summary

Southern Iowa



Randy Meinsma, FIRST Field Manager
FIRST CCB, Inc.
randym@firstseedtests.com
Summary of the 2021 Season



I am pleased to provide this summary of Farmers' Independent Research of Seed Technologies (FIRST) corn and soybean yield trials in southern Iowa. The FIRST program is celebrating its 25th year of operations in 2021. FIRST provides a fair and objective platform under a uniform testing standard to compare seed productivity in a multitude of soil and growing conditions across 16 states. The continuing goal of the program is to deliver timely, unbiased comparisons of innovative seed genetics to improve yield and profitability for American farmers.

We had very good planting conditions this year through most of the area, and finished planting corn by early May and beans by May 15 at all but the Washington, IA plot held up by May rains. There were not many emergence problems among the plots this year. Most soybean plants grew tall where rainfall was good, which caused some lodging issues among the varieties.

Even with dry, hot spells in the early season, the corn yields came through at average or better in most tests,

with some Tar Spot showing up late in the season. In all but a couple locations, plant health was very good and stalks were strong and standing well. Corn yields were better than several host farmers expected, with outstanding yields in southwestern Iowa. The soybean plot at Victor, which suffered through the Derecho storm in 2020, had an outstanding plot average yield at 86.1 bu/acre. As always, the great farmers we worked with this year were a highlight of the season.

We would like to thank all of our host farmers and seed companies for the time, effort and communication that they provide to help us conduct these trials in a professional and timely fashion. Their support and dedication towards the program have allowed us to supply all producers with a valuable tool when it comes to making good, solid seed selections for next year's crop.

Randy Meinsma

FIRST Testing Methodology and Procedures

TESTING PROGRAM

Our testing program compares corn and soybean seed product yield and agronomic performance in grower fields across 16 states: Delaware, Illinois, Indiana, Iowa, Kansas, Kentucky, Maryland, Michigan, Minnesota, Missouri, Nebraska, North Dakota, Ohio, Pennsylvania, South Dakota and Wisconsin (Figure 1 & Figure 2).

Testing regions have been established to provide similarity by geography and crop maturity. Seed products within a predefined maturity range (e.g., 106 to 116 RM corn or 0.7 to 1.5 maturity soybeans) are pooled into a single, all-season test or split into early- and full-season tests depending on entry volume. Products are planted at five or six corn test locations or four soybean locations within a region.

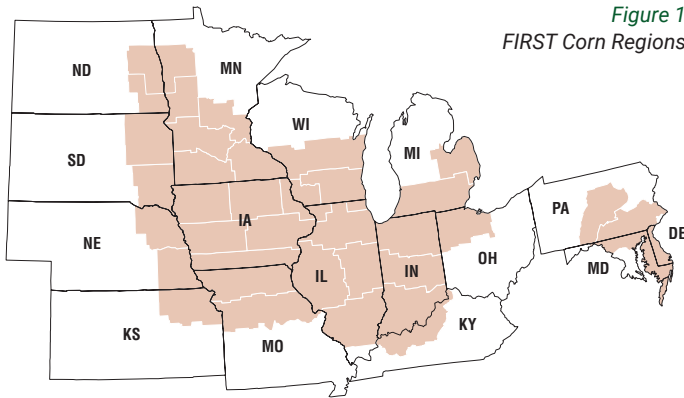


Figure 1
FIRST Corn Regions

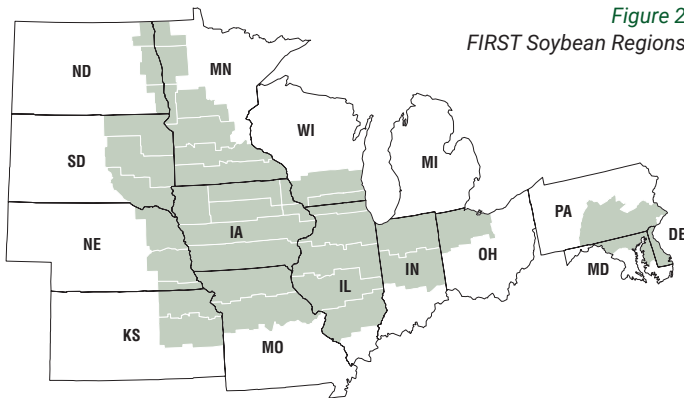


Figure 2
FIRST Soybean Regions

Test locations are selected to represent the geographic diversity within a region. Ideal sites have uniform, well-drained soils where farmer hosts use standard production practices for the area. Typically, all tests at a location are conducted adjacent to each other to minimize yield variance between tests.

Seed companies and/or seed distributors are invited to submit their most promising seed products within specified test maturity limits to desired test regions. They provide high-quality seed from commercial lots and fees to enter FIRST tests. The only exceptions are check products (CK after product names, i.e. A1234 CK), chosen by FIRST Managers to bridge results between early- and full-season tests, and Grower Comparison products (GC after the product name), often provided by host farmers for their knowledge as test space permits.

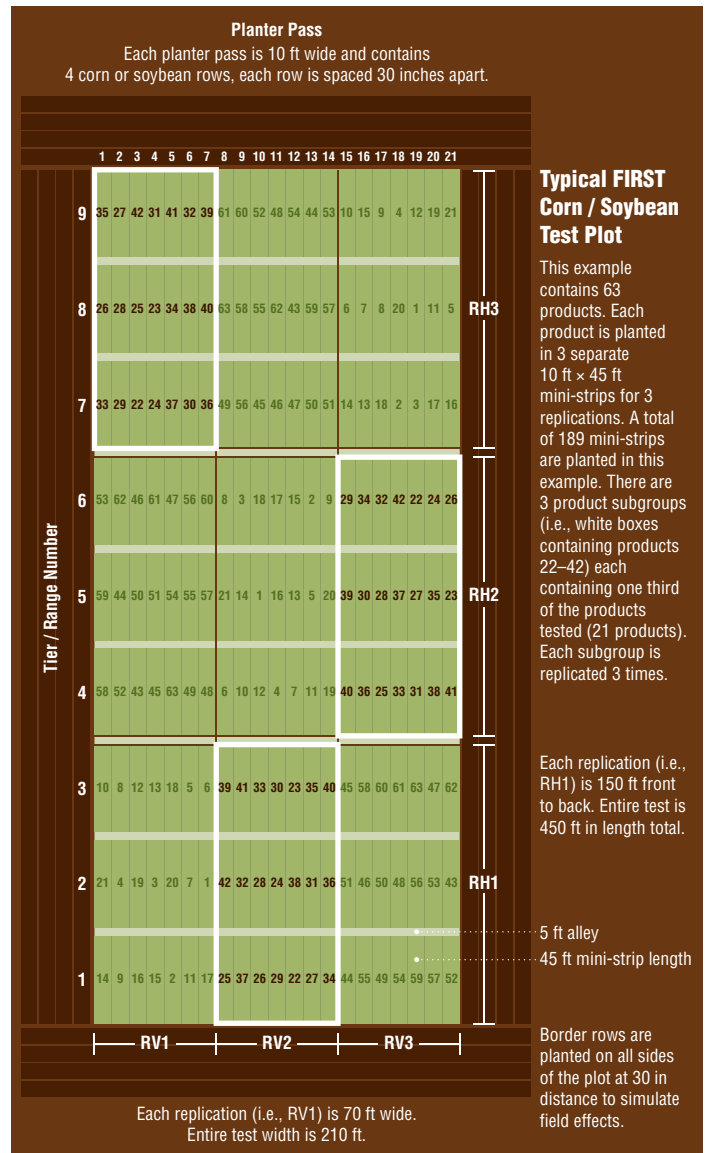
Products are replicated three times minimum per test and grouped in sub-blocks arranged in replication blocks from front to back and side to

side. This provides more precision in yield measurement and flexibility should a disruptive event (i.e., standing water) require elimination of non-uniform test areas.

FIRST Field Managers package, randomize, and plant seeds into host grower fields using slightly modified commercial planting equipment to facilitate mini strip research. Individual plots (a.k.a. mini-strips) contain four corn rows spaced 30-inches apart, 45 feet in length (Figure 3). Soybean is planted in four rows spaced 30-inches apart or seven 15-inch spaced rows. Soil insecticide is typically applied to corn at planting. Seeding rate is based on standard area practices.

FIRST Managers measure yield from the center two corn rows or all soybean rows using customized commercial self-propelled combines. Grain from each plot is electronically weighed and moisture content measured. Soybean grain is sampled from one replicate per test for protein and oil content analysis.

Figure 3 FIRST Test Plot Layout



PERFORMANCE SUMMARIES

FIRST *Corn Grain and Soybean Top 30 Harvest Reports* are designed to identify high-yielding products at a single location. These reports are posted to www.firstseedtests.com generally within 2 days of harvest and provide product information, yield and agronomic results.

The *Corn Grain and Soybean Top 30 Region Summary* reports (Figures 4 & 5) identify products that consistently deliver top performance across a region by averaging product results from all test locations. These corn and soybean regional reports display grain Yield (Bu/A), grain Moisture (%), Lodging (%) and Gross Income (\$/A) averaged over all locations, presented alongside individual site yield results. This report is available shortly after the last *Harvest Report* for a region becomes available at www.firstseedtests.com.

The 30 highest ranked Gross Income (\$/A) products are sorted by Yield (Bu/A) for public presentation. Nearly all tests include more than 30 products but only the Top 30 products are reported. The Region Summary Reports are compiled here for 2021 Southern Iowa.

Figure 4 Corn Grain Performance Summary

EARLY-SEASON TEST 93-98 Day CRM Top 30 of 56 tested											Results in BOLD are significantly above test average.				
Company/Brand	Product/Brand	Technology	Relative Maturity	Yield (Bu/A)	Moisture (%)	Lodging (%)	Gross Income (\$/A)	Gross Income Rank	For Lake	Ofsted	Plover	Ripon	Tamah		
DAIRYLAND	DS-3810Q	QR,B	98	230.2	18.3	1	\$784	4	264.6	230.8	165.2	216.1	274.5		
FEDERAL	4880 VT2P8B	VT2P8	98	229.4	16.3	1	\$794	1	261.3	228.1	180.0	245.8	231.8		
HEFTY	H452VT2P8B	VT2P8	93	229.2	17.0	1	\$788	2	263.5	236.0	201.3	220.9	244.1		
DAIRYLAND	DS-3550AM	AM,B	95	227.8	17.4	1	\$781	7	259.3	242.4	179.5	223.0	235.0		
JUNG	47DP429	VT2P8	97	227.7	16.9	1	\$782	5	269.1	252.1	146.2	222.6	248.5		
NORTHSTAR	NS-92-S13 STXR8	STX,B	98	227.2	16.7	2	\$782	6	250.4	254.9	174.4	213.6	242.6		
THUNDER	T6098 VT2P	VT2P8	98	225.5	17.1	1	\$775	8	251.0	232.9	164.4	234.4	234.6		
PIONEER	P96080 GC	QR,B	96	224.3	17.0	1	\$771	10	257.9	230.5	176.7	222.7	234.0		
THUNDER	T6996 VT2P	VT2P8	96	223.9	16.7	1	\$772	9	248.3	238.2	153.9	226.0	253.3		
HEFTY	H454VT2P	VT2P	95	223.1	16.1	1	\$771	11	257.8	238.4	155.4	215.3	248.3		

Figure 5 Soybean Performance Summary

ALL-SEASON TEST MATURITY GROUP 1.8-2.5 Top 30 of 72 tested											Results in BOLD are significantly above test average.				
Company/Brand	Product/Brand	Technology	Maturity	Yield (Bu/A)	Moisture (%)	Lodging (%)	Gross Income (\$/A)	Arington	Oregon	Pestille	Waterborn				
CRENZEN	CS-2121GTLT GC	LLGT27	1	68.8	11.1	6	\$619	72.8	61.8	73.9	68.8				
HS	HS-24X80	RRX	2.4	67.6	10.9	7	\$609	68.1	70.5	67.1	64.8				
GENESIS	G2190GL	LLGT27	2.1	67.5	10.9	6	\$607	73.0	61.7	73.7	61.6				
GOLDEN HARVEST	GH2230X	RRX	2.2	66.9	11.0	6	\$602	64.7	66.9	70.4	65.3				
TITAN PRO	T.20E-09	E3	2.2	66.7	11.3	9	\$600	65.3	62.4	72.5	66.5				
PIONEER	P28A15X U	RRX	2.0	66.6	11.0	6	\$600	67.9	63.4	65.7	69.5				
CRENZEN	CS-20A0GTLT GC	LLGT27	2.0	66.4	10.8	6	\$598	71.7	65.8	69.5	58.7				
GENESIS	G2550E	E3	2.5	66.4	11.1	8	\$598	70.3	62.8	68.9	63.7				
LATHAM	L-2549 R2X	RRX	2.5	66.1	10.8	7	\$595	70.6	64.9	67.3	61.3				
LATHAM	L-2549 R2X	RRX	2.2	65.9	10.6	9	\$594	69.2	62.9	70.4	61.2				

PERFORMANCE MEASUREMENTS

- A Yield (Bu/A)** – Harvested grain weight and grain moisture are used to convert yield results to bushels per acre at 15% moisture (base moisture) for corn and 13% moisture for soybean. Grain shrinkage is additionally applied to product yields exceeding the base moisture.
- B Moisture (%)** – A calibrated electronic sensor measures moisture content of harvested grain.
- C Lodging (%)** – Estimated percentage of corn plants leaning more than 45° from vertical or stalks broken below the ear at harvest. Encompasses both stalk and root lodging. Estimated soybean plant leaning (0% = all plants vertical, 100% = all plants flat on the ground).
- D Gross Income (\$/A)** – Harvested crop value in dollars per acre is derived by multiplying crop yield and price per bushel minus drying costs, if any, to reach base moisture. Each Harvest Report and Performance Summary details specific crop price and drying costs.
- E Gross Income Rank** – Gross Income values are sorted from high to low then numbered consecutively (1, 2, 3...) from highest to lowest value. Ties are broken based on higher yield, lower lodging and lower moisture values.

For more yield results visit www.firstseedtests.com
FIRST does not make product endorsements.

STATISTICS REPORTED

Least Significant Difference (LSD) is provided on all replicated results to facilitate valid product comparisons. Statistically, the LSD value is the minimum difference needed between two products to declare that one product is greater than another. FIRST calculates LSD at the 10% level (p = 0.10). Product yield differences equal or greater than the LSD (0.10) value would have been greater one versus the other nine times out of 10 (90% probability). Typically, low LSD values indicate high-quality test results. However, keep in mind that LSD values increase as: test yield level increases, p values decrease [i.e. LSD (0.05) value > LSD (0.10) value > LSD (0.25) value] and as data variability increases. Just because LSD values are higher in some tests vs. others does not mean the results are low quality. Multiple factors have a role in LSD value magnitude.

Coefficient of Variance (CV) measures the average difference between the replications of a test entry, averaged for all the entries in the test, then divided by the average of all observations recorded and expressed as a percentage. Higher values indicate more unexplained variability in proportion to the test average than lower values. Researchers within the seed industry may drop yield data from consideration when CV's are above 15% because the unexplained variance is high or the yield level is low or both. Low yield levels at a test site do not estimate yield potential well, nor are there as many or as great a difference between hybrids and varieties compared to higher yield conditions.

Data Rejected – If a data table has “Data Rejected” stamped across it, we have deemed this data is highly variable and of very poor quality, typically due to weather or uncontrolled factors. Rejection decisions are based on statistical analysis of yield results. Data with very high CV and/or low F-test values (the ratio of variability between entry averages divided by the variability between entry replications) are often rejected.

OTHER INFORMATION

Estimated Maturity (corn only) – Product maturity is determined by linear regression comparison of harvest grain moisture and company stated relative maturity (RM). Products with estimated maturity exceeding the test maximum by at least 1 RM are identified in italics. These products may have an unfair yield advantage over peers due to later maturity.

Bold Identified Means – These product means are significantly better than the test average for that measured parameter.

Check Product (CK) – When early- and full-season tests are conducted at a site, an identical check product is planted in both tests. Check yield results allow growers to comparatively view product performance in both early- and full-season tests. No product yield adjustments are made based on check performance.

Grower Comparison (GC) products – These products, identified with a “GC” product name suffix, are often supplied by growers hosting test sites and included when space permits. Grower comparison products allow direct comparison to products in our tests.

United Soybean Board (USB) Products (soybean only) – Products identified with a “S” product name suffix are funded by soybean checkoff dollars. This program strives to gather yield and grain composition results from genetics that otherwise would not be available.

TECHNOLOGY CODE LEGEND

Product Suffix Key

CK	Check product found in early- and full- season tests
GC	Grower Comparison product from farmer cooperators or field manager
S	United Soybean Board sponsored entry

Corn Seed Technology Key

CODE	DESCRIPTION
3000GT	Agrisure® 3000GT (CB,RW,LL,GT)
3010	Agrisure® 3010 (GT,CB,LL), formerly GT/CB/LL
3011	Agrisure® 3011 (CB,RW,LL,GT)
3110	Agrisure® Viptera® 3110 (Vip, CB,LL,GT)
3111	Agrisure® Viptera® 3111 (Vip,CB,RW,LL,GT)
3120	Agrisure® 3120 (CB,HX,LL,GT)
3122	Agrisure® 3122 (CB,HXX,RW,LL,GT)
3220	Agrisure® Viptera® 3220 (Vip,CB,HX,LL,GT)
3330	Agrisure® Viptera® 3330 (Vip,CB,LL,GT)
5122	Agrisure® Duracade® 5122 (CB,HX,RW,RW2,LL,GT)
5222	Agrisure® Duracade® 5222 (Vip,CB,HX,RW,RW2,LL,GT)
5332	Agrisure® Duracade® 5332 (Vip,CB,HX,RW,RW2,LL,GT)
A	Agrisure® Artesian®
AM	Optimum® AcreMax® (YGCB,HX,LL,RR2)
AMXT	Optimum® AcreMax® Xtreme (YGCB,HXT,RW,LL,RR2)
AQ	Optimum® AQUAmax®
CONV	conventional corn
DG	DroughtGard®
E	Enlist™ (2,4-D, glyphosate, fop tolerance)
GT	Agrisure® GT
PC	PowerCore™ (HX,VT2P)
QR	Qrome™
RR2	Roundup Ready® 2 Corn
STX	SmartStax® (VT3P,HXX)
TRE	Trecepta®
VT2P	VT Double PRO®

Corn Seed Treatment Key

ABBREVIATION	DESCRIPTION
NA	not available
Treated	Treated seed, unspecified
AC	Acceleron® unspecified
AC,P2	Acceleron® 250
AC,P2V	Acceleron® Poncho 250/Votivo
AC,P5	Acceleron® 500
AC,P5V	Acceleron® Poncho 500/Votivo
AC,WuxZN	Acceleron® + Wuxal Terios Zn
AL2500	Alert 2500, Surefire
AVC,C2	Avicta® Complete 250
AVC,C5	Avicta® Complete 500
B-300	Acceleron® B-300 SAT
B-360	BioRise™ B-360 ST
BPS	Burrus PowerShield
C2	Cruiser 250
CM,C1	CruiserMaxx® 1250
CM,C2	CruiserMaxx® 250
CM,C5	Cruisermaxx® 500
EDC	Enhanced Disease Control
EDC-B	Acceleron® BASIC
EDC-EL	Acceleron® ELITE
Edge-CST	Vibrance® Cinco + Cruiser® (Midland Genetics)
Es	Escalate
HC	Hefty Complete
Lum	LumiGEN™ (Corteva Agriscience)
Lu	Lumisena™
MSC	Miller Hybrids ShieldCoat™ with Vertex
MAG	ArmorGuard (Federal Hybrids)
MSC,FL,V-34	Miller Hybrids ShieldCoat™ with Vertex, STartUP™ FLUDI, STartUP™ Vitavax-34
P1	Poncho 1250
P1V	Poncho 1250/Votivo
RA	Radius 500 (Local Seed Co)

Sb	SabrEx Inoculant
SU	StepUp
Ti	Titan Corn 250 (M & W Seeds)
Vi	Vibrance®
Vi5	Vibrance® Cinco

Soybean Seed Technology Key

CODE	DESCRIPTION
CONV	Conventional
E3	Enlist E3® (2,4-D, choline, glyphosate, LL)
LLGT27	LibertyLink® GT27®
RR	glyphosate tolerant (formerly Roundup Ready)
RR2Y	Roundup Ready 2 Yield®
RRX	Roundup Ready 2 Xtend®
RXF	Roundup Ready 2 XtendFlex®
ST	Sulfonylurea tolerant

Soybean Seed Treatment Key

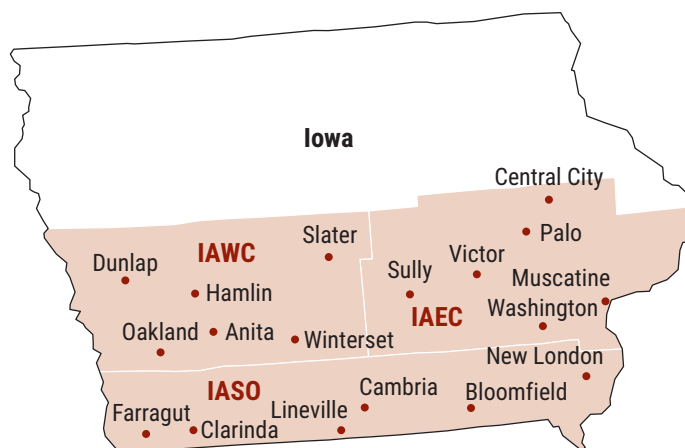
ABBREVIATION	DESCRIPTION
NA	not available
Treated	Treated seed, unspecified
Untreated	No seed treatment applied
A2020	Alert 2020 (Partners Brand Seed)
ACi	Acceleron® Standard Insecticide-Fungicide
AVC,C5,Vi	Avicta® Complete 500, Vibrance
ASf,SA	AgriShield Max with Saltro®
B-200	B-200 SAT
BPS-SDS	Burrus PowerShield® SDS
CMB	CruiserMaxx® Beans
CMBV	CruiserMaxx® Beans, Vibrance®
DST	Dominance 2 ST
DST4,SA	Dominance 4 ST,Saltro®
DST5	Dominance 5 ST
ECT,NF,NH	Eclipse US Total Coverage Trio IM, N-Force, N-Hibit
Edge-SST	Cruiser®, Apron XL®, Maxim®, Dynasty®, Mertect®, Optimize®, Saltro® (Midland Genetics)
En	Encase, Excalibre-SA™
EQV,SA	Equity VIP, Saltro®
Fortify	Insecticide-Fungicide (Rob-See-Co)
Ga	Gaucho®
Gr+	Great Start Max Plus (Great Heart Seed)
HCS	Hefty Complete Soybeans
IL	ILeVO®
IS	Intego® Suite
Liftoff Stage 2	Insecticide-Fungicide (Rupp Seeds)
Lu	Lumisena™ (Corteva Agriscience)
Lum	LumiGEN™ (Corteva Agriscience)
MAG	Max Armor Guard (Federal Hybrids)
MAX	Maximize (Meherrin Ag)
OB	Obvius Plus
PG+	Profit Guard+ (Cornelius Seed)
PS	Pro-Shield (Mid-Atlantic Seeds)
PV	Poncho/Votivo
RP	Radius Premium (Local Seed Co)
Ri	Rizolex
SA	Saltro®
SFI	Stine XP F&I
SS	SoyShield
Vi,Ti	Vibrance®, Trio
WyK	WyckOAT fueled by Soy-Defense (Wyckoff Hybrids)

Soybean Cyst Nematode (SCN) Resistance Rating

CODE	SOYBEAN CYST NEMATODE DESCRIPTION
NA	information is not available
S	susceptible
MR	moderate resistance
R	resistant

FIRST would like to thank the United Soybean Board for support and funding for the soybean entry and quality reporting program.

CORN REGIONS: IAWC, IAEC, IASO



Site Description: IAWC (See corn results table on page 6)

Site	FIRST Farmers	Soil Texture	Tillage	Previous Crop	Total Nitrogen (lbs)	Date Planted	Date Harvested	Average		Yield History	
								Stand × 1,000	Yield	Bu/A	Years
Anita	Ryan Rich	sandy clay loam	no-till	soybean	195	29-Apr	19-Nov	34.1	270.8	238.5	7
Dunlap	Brandon McHugh	silt loam	conventional	corn, 2+ yr	190	13-May	9-Nov	33.2	268.5	210.5	12
Hamlin	Brian Jensen	silty clay loam	no-till	soybeans	manure	6-May	8-Nov	33.8	280.5	–	new site
Oakland	Mark & Keith Bentley	silty clay loam	no-till	soybeans	200	5-May	10-Nov	33.8	277.5	217.9	11
Slater	Jason Krause	loam	no-till	soybeans	165	29-Apr	3-Nov	33.3	227.2	203.1	15
Winterset	Mike Erdman	silty clay loam	no-till	soybean	164	4-May	31-Oct	33.8	256.8	191.7	12
								IAWC	198.4	21	

Site Description: IAEC (See corn results table on page 7)

Site	FIRST Farmers	Soil Texture	Tillage	Previous Crop	Total Nitrogen (lbs)	Date Planted	Date Harvested	Average		Yield History	
								Stand × 1,000	Yield	Bu/A	Years
Central City	Jim Greif	loam	no-till	soybeans	150	7-May	2-Nov	33.7	249.3	203.1	18
Muscatine	Diaan Roos	silt loam	minimum	corn	200	28-Apr	17-Oct	33.1	274.0	213.4	10
Palo	Jason Kwapil	loam	no-till	soybeans	160	28-Apr	1-Nov	33.7	172.7	202.3	9
Sully	Lawrence & Mike Van Zee	silty clay	no-till	soybeans	145	2-May	8-Oct	34.6	274.3	218.8	10
Victor	Dan DeRycke	silt loam	no-till	soybeans	200	4-May	16-Oct	33.9	273.3	223.3	13
Washington	Tom Vittetoe	sandy clay loam	no-till	soybeans	196	26-Apr	4-Oct	33.4	239.5	219.5	18
								IAEC	203.6	21	

Site Description: IASO (See corn results table on page 8)

Site	FIRST Farmers	Soil Texture	Tillage	Previous Crop	Total Nitrogen (lbs)	Date Planted	Date Harvested	Average		Yield History	
								Stand × 1,000	Yield	Bu/A	Years
Bloomfield	David & Ray Boas	silt loam	no-till	soybeans	180	26-Apr	17-Nov	–	NR	211.2	3
Cambria	Dan Allred	silt loam	no-till	soybeans	185	27-Apr	18-Nov	32.8	239.6	214.3	3
Clarinda	Mike & Ben Vardaman	sandy clay loam	no-till	soybeans	187	22-Apr	7-Oct	32.4	253.5	203.8	6
Farragut	Steve Lorimor	silt loam	no-till	soybeans	190	23-Apr	6-Oct	32.7	251.5	219.2	10
Lineville	Bradley Vogel	silt loam	no-till	soybeans	220	27-Apr	10-Oct	33.3	223.9	–	new site
New London	Bradley Dodds	sandy clay loam	no-till	soybean	–	2-May	–	–	NR	–	new site
								IASO	215.3	4	

NR—Not reported, see results table for more details.

CORN REGIONAL ANNUAL YIELD AVERAGES FOR 2017-2021

FIRST Region	Average Yield by Year (Bu/A)					Since Inception	
	2021	2020	2019	2018	2017	Bu/A	#Years
IAWC	243.8	192.5	231.9	202.8	237.2	198.4	21
IAEC	245.8	225.6	232.6	254.2	245.8	203.6	21
IASO	241.6	222.0	201.4	216.4	224.9	215.3	4

Corn Results: IAWC (See site description on page 5)

EARLY-SEASON TEST | 105-110 Day CRM | Top 30 of 48 tested **Results in BOLD are significantly above test average.**

Company/ Brand	Product/ Brand	Technology	Relative Maturity	Yield (Bu/A)	Moisture (%)	Lodging (%)	Gross Income (\$/A)	Gross Income Rank	Results in BOLD are significantly above test average.					
									Anita	Dunlap	Hamlin	Oakland	Slater	Winterset
Hoegemeyer	8009AM	AM	110	275.8	15.1	2	\$1,472	1	278.1	292.2	316.8	294.1	223.2	250.3
Renk	RK805VT2P	VT2P	110	274.6	14.7	2	\$1,468	2	255.5	268.8	288.9	296.8	245.1	292.7
Integra	6061 TRERIB	TRE	110	273.4	15.2	4	\$1,460	4	287.1	251.9	293.7	312.4	246.4	249.0
Wyffels	W5778	STX	109	273.3	14.8	2	\$1,461	3	278.2	284.2	284.0	299.1	239.3	255.2
Renk	RK782VT2P	VT2P	109	272.9	14.9	4	\$1,458	5	279.3	271.3	283.1	293.0	241.3	269.6
Kruger	K1005DP	VT2P	110	272.7	15.0	7	\$1,457	6	269.7	262.7	302.5	290.0	246.7	264.5
FS InVision	FS 6017V RIB	VT2P	110	271.3	14.5	3	\$1,451	8	276.5	303.4	268.1	305.8	227.4	246.5
Four Star	6D52RIB	VT2P	110	271.2	14.8	5	\$1,450	9	280.4	290.4	279.5	249.4	279.3	248.4
Four Star	EXP 2201	VT2P	109	270.6	14.5	4	\$1,447	10	274.5	296.9	277.7	283.2	235.1	256.0
Wyffels	W4246RIB	VT2P	105	269.8	14.6	1	\$1,442	11	279.6	273.2	284.3	278.6	239.0	264.4
Latham	LH 5646 PCE	PC,E	106	269.5	14.6	6	\$1,441	12	266.0	260.0	284.1	283.5	257.5	266.2
Hefty	H5832 RIB	VT2P	108	269.3	14.8	1	\$1,439	13	273.3	286.3	285.3	270.3	238.0	262.5
Hefty	H6042 RIB	VT2P	110	269.2	15.1	5	\$1,437	17	284.3	266.1	289.2	269.3	237.7	268.9
Hefty	H5812 RIB	VT2P	108	269.2	14.6	5	\$1,439	14	273.5	265.6	312.0	288.6	232.7	242.8
Latham	LH 5725 VT2P RIB	VT2P	107	269.0	14.4	7	\$1,439	15	273.3	274.1	287.0	276.2	223.3	280.2
Kruger	K0915DD	VT2PDG	109	269.0	14.4	5	\$1,439	16	254.5	264.3	289.7	294.8	247.2	263.4
Dyna-Gro	D50VC09	VT2P	110	268.3	14.7	2	\$1,434	18	286.4	268.7	291.7	257.0	245.1	261.1
Hoegemeyer	8084AM	AM	110	268.1	14.8	5	\$1,433	19	284.4	252.7	292.0	262.0	243.3	274.0
Kruger	K0858DP	VT2P	108	267.5	14.5	5	\$1,431	20	283.8	277.0	277.8	273.1	222.7	270.5
Hoegemeyer	7772Q	QR	107	267.2	14.6	1	\$1,428	21	257.1	301.7	286.1	265.7	240.5	251.9
Latham	LH 5847 VT2P RIB	VT2P	108	266.8	14.9	3	\$1,425	22	264.8	271.9	288.8	289.5	235.0	250.6
Dyna-Gro	D50VC78	VT2P	109	265.1	14.5	4	\$1,419	23	270.1	275.1	276.0	302.8	244.1	222.7
Kruger	KR-4608D	VT2PDG	108	265.0	15.0	6	\$1,416	24	286.1	232.9	301.1	270.5	233.8	265.6
Hefty	H5952	VT2P	109	263.1	15.0	6	\$1,405	25	271.7	270.4	295.7	264.4	202.7	273.9
Integra	5682 VT2PRIB	VT2P	106	261.8	14.5	2	\$1,401	26	271.3	273.5	274.8	303.4	229.4	218.5
Integra	5802 VT2PRIB	VT2P	108	261.3	14.5	6	\$1,397	27	264.2	244.9	308.1	284.7	231.1	234.6
Wyffels	W5086RIB	VT2P	107	260.8	15.0	6	\$1,392	28	263.8	247.9	305.2	271.2	227.0	249.5
FS InVision	FS 5909D2A EZR	5222A	109	260.2	15.4	4	\$1,388	29	266.1	276.8	288.1	254.5	206.2	269.5
Kruger	K4R-9706	STX	106	259.3	14.6	3	\$1,387	30	252.7	266.9	260.4	286.0	220.3	269.4
Wyffels	W4588	STX	105	257.7	14.5	1	\$1,378	31	265.1	252.9	274.7	290.4	235.1	227.9
Pioneer	P0953AM CK	AM	109	272.5	14.9	2	\$1,456	7	276.4	269.8	282.5	295.0	247.5	264.0
Averages =				261.9	14.7	4	\$1,400		267.1	266.8	281.1	273.7	228.5	253.9
LSD (0.10) =				11.6	0.3	3.4			8.4	9.5	8.1	9.8	9.7	15.6

FULL-SEASON TEST | 111-115 Day CRM | Top 30 of 42 tested **Results in BOLD are significantly above test average.**

FS InVision	FS 6595V RIB	VT2P	115	286.6	15.5	4	\$1,529	1	294.9	285.4	311.7	289.5	241.6	296.8
Wyffels	W7876RIB	VT2P	114	283.9	15.5	5	\$1,514	2	300.6	304.2	301.1	291.8	223.9	281.7
Dyna-Gro	D54VC34	VT2P	114	280.6	15.8	2	\$1,494	3	278.9	301.9	301.2	277.4	250.7	273.4
Hoegemeyer	8447AM	AM	114	278.4	15.2	3	\$1,486	4	291.8	303.2	311.5	271.6	231.0	261.6
Hefty	H6524 RIB	STX	115	276.3	15.4	4	\$1,474	5	278.9	300.8	261.2	307.4	238.9	270.7
FS InVision	FS 6395VDG RIB	VT2PDG	113	275.8	15.2	3	\$1,472	6	294.5	266.5	305.9	290.9	225.7	271.3
Kruger	K1501DP	VT2P	115	273.4	15.7	6	\$1,457	7	262.7	276.1	293.3	292.2	258.5	257.5
Renk	RK821SSTX	STX	111	271.6	15.0	3	\$1,452	9	275.8	288.9	290.0	272.9	223.1	278.6
Renk	RK937VT2P	VT2P	113	269.8	15.3	8	\$1,440	10	273.2	267.3	300.0	288.5	228.2	261.9
Wyffels	W7416	VT2P	112	269.6	15.2	2	\$1,439	11	264.9	280.0	274.3	293.5	232.2	272.5
Latham	LH 6146 TRE RIB	TRE	111	269.3	15.3	5	\$1,437	13	286.1	279.9	266.1	305.5	218.8	259.3
Kruger	K1160SS	STX	111	269.0	15.0	4	\$1,438	12	276.0	268.2	289.5	284.8	229.1	266.4
Hefty	H6355	TRE	113	268.7	15.0	6	\$1,436	14	280.8	255.0	295.7	289.7	232.4	258.8
Four Star	EXP 2202	VT2P	111	268.5	15.1	9	\$1,434	15	286.8	233.0	296.0	299.6	217.6	277.8
Wyffels	W7536DG	VT2PDG	112	267.7	15.6	8	\$1,426	18	260.3	284.8	289.9	268.4	234.2	268.9
Integra	6162 VT2PRIB	VT2P	111	267.5	15.4	5	\$1,427	16	289.7	248.3	269.8	288.3	248.7	260.4
Renk	RK882TRE	TRE	111	267.4	15.4	6	\$1,427	17	280.7	254.9	270.4	299.2	227.9	271.1
Hefty	H6145 TRERIB	TRE	112	266.8	15.2	3	\$1,424	19	275.4	288.4	258.0	277.0	241.9	260.1
Hefty	H6552	VT2P	115	266.0	16.3	6	\$1,412	22	278.6	261.7	281.1	274.3	231.9	268.1
Wyffels	W6978RIB	STX	111	265.5	14.8	1	\$1,420	20	283.8	289.2	274.9	264.3	234.7	246.1
Kruger	K1191DT	TRE	111	264.8	15.0	3	\$1,415	21	286.4	285.6	277.3	276.9	220.9	241.5
Renk	RK915VT2P	VT2P	115	263.8	15.9	8	\$1,405	24	277.9	285.2	273.1	268.2	223.5	255.2
Integra	6410 VT2PRIB	VT2P	114	263.6	15.8	7	\$1,404	25	266.6	268.1	271.5	261.0	233.9	280.5
Kruger	K1313DD	VT2PDG	113	263.6	15.3	5	\$1,407	23	273.0	278.9	295.8	273.9	228.8	231.1
Latham	LH 6227 VT2P RIB	VT2P	112	262.7	15.2	4	\$1,403	26	274.2	247.1	294.9	287.7	210.4	261.7
Latham	LH 6289 SS RIB	STX	112	262.3	15.1	1	\$1,401	27	266.7	281.2	267.7	292.6	241.1	224.5
FS InVision	FS 6194V RIB	VT2P	111	262.0	15.1	4	\$1,399	28	269.8	243.6	277.4	288.5	239.6	253.0
NK Brand	NK1188-5122 EZR	5122	111	262.0	15.3	3	\$1,399	29	239.6	290.0	265.3	293.6	238.3	245.0
Integra	6342 TRERIB	TRE	113	261.9	15.3	8	\$1,398	30	267.6	258.2	302.2	283.9	209.3	250.4
Wyffels	W7956RIB	VT2P	114	261.5	15.2	11	\$1,397	31	260.9	252.9	260.2	270.1	242.4	282.5
Pioneer	P0953AM CK	AM	109	272.6	15.0	7	\$1,457	8	282.8	274.1	278.7	292.5	237.4	270.2
Averages =				265.5	15.3	5	\$1,417		275.1	270.4	279.7	281.8	225.7	260.0
LSD (0.10) =				10.7	0.3	4.1			8.7	8.8	7.2	8.4	9.7	16.0

Corn Results: IAEC (See site description on page 5)

EARLY-SEASON TEST 105-110 Day CRM Top 30 of 60 tested										Results in BOLD are significantly above test average.					
Company/ Brand	Product/ Brand	Technology	Relative Maturity	Yield (Bu/A)	Moisture (%)	Lodging (%)	Gross Income (\$/A)	Gross Income Rank	Central City	Muscatine	Palo	Sully	Victor	Washington	
NuTech	68A7AM	AM	108	262.5	16.3	4	\$1,393	1	251.8	297.4	189.5	267.9	305.3	263.3	
NuTech	69B9Q	QR	109	259.9	16.6	2	\$1,376	2	259.9	299.5	190.1	263.4	281.9	264.6	
NuTech	70A8AM	AM	110	259.6	16.9	2	\$1,372	4	274.1	283.8	175.6	283.3	295.4	245.1	
Kruger	K0915DD	VT2PDG	109	255.6	15.7	6	\$1,358	5	276.4	291.9	153.6	294.9	272.5	244.5	
Wyffels	W5778	STX	109	254.1	16.4	2	\$1,347	6	259.1	272.5	187.7	266.3	287.3	251.6	
FS InVision	FS 6017V RIB	VT2P	110	253.4	15.9	6	\$1,346	7	273.9	299.1	178.1	273.9	273.8	221.6	
NuTech	66C2Q	QR	106	252.8	16.0	3	\$1,344	8	247.9	258.4	195.4	282.7	270.2	262.2	
Dyna-Gro	D51VC67	VT2P	110	251.9	15.9	3	\$1,338	9	264.5	262.1	155.7	282.9	299.1	247.0	
NuTech	70F2Q	QR	110	251.8	16.5	5	\$1,335	10	257.1	256.3	188.6	271.8	281.8	255.2	
Kruger	K0858DP	VT2P	108	250.9	15.7	3	\$1,334	11	275.6	277.8	160.7	274.0	285.2	232.1	
Hefty	H5944 RIB	STX	109	249.0	16.1	4	\$1,322	12	250.7	258.3	174.1	298.7	266.8	245.4	
Kruger	KR-4608D	VT2PDG	108	248.8	16.0	3	\$1,321	13	259.4	269.1	183.4	274.9	277.9	228.3	
Four Star	EXP 2201	VT2P	109	247.8	15.8	5	\$1,317	14	232.0	278.9	162.8	275.0	273.9	264.1	
NK Brand	NK0877-3220 EZR	3220	108	246.8	16.5	1	\$1,309	15	244.7	251.6	199.5	268.0	272.1	245.1	
Renk	RK700SSTX	STX	107	246.6	16.4	2	\$1,307	16	264.3	260.5	166.7	273.1	270.6	244.6	
Latham	LH 6097 VT2P RIB	VT2P	110	246.6	16.4	7	\$1,307	17	245.7	274.1	170.8	271.1	264.8	253.3	
Kruger	K1005DP	VT2P	110	244.2	16.3	8	\$1,295	18	241.8	277.7	170.0	277.8	277.2	220.6	
Cornelius	C6812DP	VT2P	108	244.0	16.1	11	\$1,295	20	229.1	277.7	166.5	284.6	265.1	240.8	
Renk	RK782VT2P	VT2P	109	243.8	16.5	6	\$1,291	22	245.4	270.0	149.5	281.6	282.7	233.4	
FS InVision	FS 5815V RIB	VT2P	108	243.7	15.7	6	\$1,295	19	248.9	285.4	178.7	263.0	236.3	249.9	
Augusta	A1259-5222	5222	109	243.4	17.5	14	\$1,282	26	204.7	274.0	162.2	266.5	294.1	258.9	
Wyffels	W5086RIB	VT2P	107	243.4	16.6	3	\$1,289	24	259.2	258.9	169.2	273.1	271.0	228.9	
Four Star	6D52RIB	VT2P	110	243.1	15.7	11	\$1,293	21	256.4	293.0	163.3	265.7	256.1	224.1	
Cornelius	C7004DP	VT2P	110	242.5	15.7	4	\$1,290	23	240.0	295.3	156.2	260.7	272.5	230.1	
FS InVision	FS 5909D2A EZR	5222A	109	242.2	17.4	15	\$1,276	31	225.3	283.0	164.2	274.9	288.7	217.0	
Armor	A1044 SS GC	STX	110	241.8	16.5	5	\$1,281	27	241.3	267.0	165.3	262.7	272.8	241.9	
Integra	5802 VT2PRIB	VT2P	108	241.8	15.7	7	\$1,285	25	240.4	270.9	169.6	276.2	271.7	222.0	
Cornelius	C6936SS	STX	109	241.7	16.5	7	\$1,280	28	240.7	268.6	162.0	284.3	260.0	234.6	
Hefty	H5832 RIB	VT2P	108	241.3	16.4	2	\$1,278	29	252.2	266.5	160.8	272.5	262.3	233.6	
Cornelius	C575DP	VT2P	109	240.9	16.4	3	\$1,277	30	257.2	259.4	180.3	267.8	254.1	226.4	
Pioneer	P0953AM CK	AM	109	259.1	16.3	2	\$1,375	3	255.3	301.5	166.3	279.5	288.2	264.0	
Averages =				241.2	16.2	5	\$1,279		245.0	269.8	167.9	268.4	263.1	232.7	
LSD (0.10) =				9.7	0.5	4.9			8.1	8.2	9.4	6.1	10.9	8.9	
FULL-SEASON TEST 111-115 Day CRM Top 30 of 60 tested										Results in BOLD are significantly above test average.					
NuTech	74F3AM	AM	114	270.7	17.8	7	\$1,424	1	270.0	288.9	185.4	302.6	299.4	278.0	
Dyna-Gro	D55VC80	VT2P	115	269.5	18.1	4	\$1,415	2	281.9	308.0	193.0	295.1	288.6	250.5	
Wyffels	W7876RIB	VT2P	114	268.4	17.9	3	\$1,412	3	262.9	283.7	200.2	300.2	305.1	258.7	
Titan Pro	82-14 2P	VT2P	114	268.4	18.8	1	\$1,403	5	266.4	284.9	195.7	301.4	284.4	277.5	
NuTech	74B6AM	AM	114	267.7	18.1	5	\$1,406	4	273.3	278.4	180.2	295.3	308.7	270.1	
Latham	LH 6477 VT2P RIB	VT2P	114	265.9	19.1	1	\$1,389	7	257.5	276.1	188.1	293.4	310.5	269.5	
NuTech	72B7Q	QR	112	265.4	17.6	2	\$1,398	6	262.8	292.2	198.2	288.9	284.3	266.2	
Kruger	K1501DP	VT2P	115	264.3	18.5	6	\$1,386	8	264.9	290.3	197.2	277.8	302.6	253.3	
FS InVision	FS 6595V RIB	VT2P	115	263.2	18.2	3	\$1,382	9	253.0	294.4	199.3	295.3	300.9	236.4	
FS InVision	FS 6395VDG RIB	VT2PDG	113	262.1	17.5	5	\$1,380	10	278.9	286.9	171.1	291.0	279.6	265.2	
Armor	A1575 VT2P GC	VT2P	115	262.0	18.7	4	\$1,371	15	258.9	283.4	209.2	293.0	283.2	244.2	
ProHarvest	8360 VT2PRIB	VT2P	113	261.6	18.2	4	\$1,372	13	269.3	280.4	179.2	276.6	297.8	266.3	
Midwest Genetics	MW12-48 DGV2P GC	VT2PDG	112	260.5	17.2	6	\$1,375	11	257.3	260.0	183.3	296.7	295.7	269.8	
Hefty	H6244 RIB	STX	112	259.7	17.9	3	\$1,365	16	263.4	279.2	192.3	287.8	269.9	265.8	
Integra	6555 VT2PRIB	VT2P	114	259.6	16.9	1	\$1,373	12	272.5	281.2	186.9	275.6	279.4	262.0	
Hefty	H6354	STX	113	259.2	17.5	6	\$1,365	17	247.5	299.0	173.8	291.5	290.6	252.8	
NuTech	74A9AM	AM	114	258.9	18.0	2	\$1,361	19	259.9	281.5	182.8	284.6	309.4	235.1	
Cornelius	C7366DGDG	VT2PDG	113	258.6	18.1	2	\$1,358	20	260.4	287.7	188.1	295.0	283.1	237.5	
NK Brand	NK1188-5122 EZR	5122	111	258.6	17.4	6	\$1,365	18	255.2	277.3	199.0	279.5	291.7	249.0	
Renk	RK907SSTX	STX	115	258.3	18.6	4	\$1,353	21	258.8	281.2	200.0	277.1	293.6	239.0	
ProHarvest	83P33 DGV2PRIB	VT2PDG	113	256.7	17.5	5	\$1,352	22	276.5	279.3	167.9	280.7	291.5	244.2	
NuTech	71F5Q	QR	111	255.2	17.1	3	\$1,348	23	256.3	267.7	181.1	280.4	299.7	246.3	
FS InVision	FS 6306T RIB	TRE	113	255.0	16.9	8	\$1,348	24	261.8	275.6	173.2	289.8	283.7	245.7	
Renk	RK895DGV2P	VT2PDG	113	254.0	17.9	2	\$1,335	30	263.5	290.1	177.4	279.2	277.0	237.1	
Latham	LH 6149 SS RIB	STX	111	253.8	17.1	2	\$1,341	27	244.4	273.6	180.6	278.0	290.9	255.6	
Cornelius	C7270DP	VT2P	112	253.6	16.6	3	\$1,343	26	253.7	287.4	167.7	271.7	285.6	255.6	
Four Star	EXP 2202	VT2P	111	253.5	17.2	3	\$1,338	28	255.8	273.4	162.8	297.4	285.8	246.0	
Kruger	K1160SS	STX	111	253.3	16.4	3	\$1,343	25	248.9	282.7	192.0	275.9	279.4	240.8	
Cornelius	C7308SS	STX	113	253.3	18.0	5	\$1,331	31	249.7	284.9	186.3	278.9	292.0	227.8	
Wyffels	W6978RIB	STX	111	252.7	16.9	2	\$1,336	29	249.0	273.0	158.7	280.3	294.1	261.4	
Pioneer	P0953AM CK	AM	109	259.3	16.8	2	\$1,372	14	266.0	297.9	164.3	284.6	284.7	258.6	
Averages =				253.2	17.5	4	\$1,334		253.3	278.1	177.5	280.2	283.6	246.3	
LSD (0.10) =				8.4	0.5	3.8			8.7	9.3	8.8	7.4	9.9	9.4	

Corn Results: IASO (See site description on page 5)

EARLY-SEASON TEST | 106-111 Day CRM | Top 30 of 48 tested **Results in BOLD are significantly above test average.**








Company/ Brand	Product/ Brand	Technology	Relative Maturity	Yield (Bu/A)	Moisture (%)	Lodging (%)	Gross Income (\$/A)	Gross Income Rank	Bloomfield*	Cambria	Clarinda	Farragut†	Lineville	New London*
AgriGold	A636-16VT2PRIB GC	VT2P	106	255.9	15.9	2	\$1,362	1	—	270.4	283.5	258.0	211.5	—
NuTech	68B3AML	AML	108	252.0	15.0	2	\$1,347	2	—	268.4	253.7	252.2	233.5	—
FS InVision	FS 6194V RIB	VT2P	111	250.3	15.0	2	\$1,337	4	—	267.2	238.4	258.4	237.2	—
FS InVision	FS 5815V RIB	VT2P	108	250.2	14.5	1	\$1,338	3	—	258.8	264.7	243.2	233.9	—
Renk	RK821SSTX	STX	111	249.9	15.2	2	\$1,334	5	—	228.2	281.6	263.1	226.8	—
Hoegemeyer	8084AM	AM	110	249.0	14.8	2	\$1,332	6	—	260.0	253.3	263.5	219.4	—
NuTech	70F2Q	QR	110	248.5	14.7	2	\$1,329	7	—	268.7	263.5	245.5	216.3	—
Augusta	A1259-5222	5222	109	247.7	15.0	2	\$1,322	8	—	242.5	265.7	245.1	237.4	—
Taylor	EXP C-111-22 VT2P	VT2P	111	246.9	15.3	2	\$1,318	9	—	262.1	267.2	241.7	216.6	—
Integra	6162 VT2PRIB	VT2P	111	245.9	15.2	3	\$1,312	11	—	224.6	279.7	259.5	220.0	—
Integra	5802 VT2PRIB	VT2P	108	245.8	14.5	2	\$1,314	10	—	251.8	255.6	258.0	217.7	—
Taylor	9907 VT2P	VT2P	107	245.3	14.7	1	\$1,312	12	—	259.0	277.3	236.8	207.9	—
Kruger	K0915DD	VT2PDG	109	244.8	14.5	2	\$1,309	13	—	247.2	285.0	242.9	204.0	—
NuTech	70A8AM	AM	110	244.3	15.0	2	\$1,306	15	—	244.9	283.0	208.7	240.6	—
NuTech	68A7AM	AM	108	243.5	15.0	1	\$1,300	16	—	237.3	263.9	255.9	216.8	—
Kruger	K1005DP	VT2P	110	243.0	14.8	1	\$1,299	17	—	237.2	254.7	256.9	223.0	—
Renk	RK805VT2P	VT2P	110	242.4	15.0	1	\$1,294	18	—	244.5	252.7	263.7	208.9	—
Golden Harvest	G10D21-3330 EZR	3330	110	242.1	14.9	1	\$1,294	19	—	228.3	264.7	255.5	219.8	—
Hoegemeyer	8009AM	AM	110	241.0	15.1	1	\$1,287	20	—	248.8	247.2	277.3	190.6	—
Kruger	K0858DP	VT2P	108	240.0	14.9	2	\$1,283	23	—	252.4	253.7	240.5	213.2	—
Integra	5719 VT2PRIB	VT2P	107	239.8	14.3	1	\$1,283	22	—	237.1	252.1	258.4	211.6	—
Wyffels	W6978RIB	STX	111	239.8	14.5	2	\$1,283	21	—	230.4	269.7	239.2	219.8	—
FS InVision	FS 6017V RIB	VT2P	110	239.7	14.6	1	\$1,281	24	—	237.7	262.3	244.0	214.8	—
Wyffels	W5086RIB	VT2P	107	239.3	14.4	1	\$1,281	25	—	246.7	234.0	240.9	235.7	—
Dyna-Gro	D50VC09	VT2P	110	238.6	14.7	2	\$1,275	26	—	243.8	260.3	258.3	191.9	—
Wyffels	W6826RIB	VT2P	111	238.0	14.7	1	\$1,273	27	—	236.2	258.8	242.9	214.2	—
Kruger	K0917SS	STX	109	237.9	14.8	4	\$1,271	28	—	231.1	248.3	249.1	222.9	—
Golden Harvest	G10L16-5222 EZR	5222	110	237.6	15.0	2	\$1,269	30	—	217.6	257.7	257.5	217.7	—
Channel	209-15VT2PRIB GC	VT2P	109	237.6	14.8	3	\$1,270	29	—	243.7	243.9	236.1	226.8	—
Augusta	A4961-5122-EZ	5122	111	236.4	15.0	3	\$1,264	31	—	210.2	257.5	258.3	219.7	—
Pioneer	P0953AM CK	AM	109	244.5	15.0	1	\$1,306	14	—	242.5	256.2	230.3	249.1	—
Averages =				239.4	14.9	2	\$1,279			238.5	257.4	246.5	215.5	
LSD (0.10) =				13.0	0.4	1.7				7.6	9.0	18.1	11.2	




FULL-SEASON TEST | 112-116 Day CRM | Top 30 of 48 tested **Results in BOLD are significantly above test average.**

Golden Harvest	G16Q82-3120A EZR	3120A	116	258.4	16.1	1	\$1,372	1	—	245.2	269.8	266.8	251.7	—
Taylor	8824 VT2PRIB	VT2P	113	256.3	15.6	2	\$1,365	2	—	250.6	265.4	261.3	247.8	—
Taylor	EXP C-112-22 VT2P	VT2P	112	254.6	15.5	2	\$1,357	3	—	247.4	253.2	269.8	247.9	—
Kruger	K1237DT	TRE	112	254.3	15.5	1	\$1,355	4	—	257.3	266.1	259.6	234.0	—
NuTech	74B6AM	AM	114	253.4	16.1	2	\$1,346	5	—	257.3	265.8	268.0	222.3	—
Kruger	K1501DP	VT2P	115	253.3	16.4	2	\$1,344	8	—	257.5	262.8	256.7	236.4	—
Dyna-Gro	D55VC80	VT2P	115	253.3	16.4	2	\$1,344	7	—	229.8	263.9	268.3	251.2	—
Renk	RK937VT2P	VT2P	113	252.6	15.6	1	\$1,345	6	—	243.4	278.8	252.3	235.9	—
Renk	RK915VT2P	VT2P	115	251.5	16.4	1	\$1,335	10	—	265.4	250.9	260.7	228.9	—
Wyffels	W7876RIB	VT2P	114	251.1	16.0	1	\$1,335	9	—	241.4	260.3	259.6	243.3	—
NuTech	72D4AM	AM	112	251.0	15.9	1	\$1,334	11	—	241.4	266.3	237.7	258.8	—
Wyffels	W7536DG	VT2PDG	112	251.0	16.1	2	\$1,333	12	—	234.8	253.2	272.5	243.6	—
NK Brand	NK1523-3220 EZR	3220	115	249.7	16.5	1	\$1,324	14	—	242.5	253.0	259.6	243.5	—
Integra	6410 VT2PRIB	VT2P	114	249.6	15.9	1	\$1,329	13	—	251.1	244.0	264.4	238.9	—
Taylor	EXP C-114-22 VT2P	VT2P	114	248.9	16.1	4	\$1,323	15	—	241.6	267.4	253.3	233.2	—
Integra	6555 VT2PRIB	VT2P	114	248.1	15.9	2	\$1,320	16	—	228.5	252.1	251.9	259.9	—
NuTech	74A9AM	AM	114	247.9	16.1	2	\$1,317	19	—	253.7	255.1	248.3	234.5	—
Wyffels	W7956RIB	VT2P	114	247.7	15.8	2	\$1,318	17	—	238.4	239.7	265.8	246.7	—
NuTech	72B7Q	QR	112	247.5	15.6	1	\$1,318	18	—	238.0	231.0	274.6	246.3	—
Hoegemeyer	8371AML	AML	113	247.0	16.0	1	\$1,314	21	—	231.3	254.4	267.4	235.0	—
FS InVision	FS 6217X RIB	STX	112	247.0	16.1	1	\$1,312	22	—	229.9	245.3	268.9	243.8	—
Integra	6342 TRERIB	TRE	113	246.6	15.5	1	\$1,314	20	—	241.4	254.8	260.3	229.9	—
Hoegemeyer	8447AM	AM	114	245.9	16.3	1	\$1,306	24	—	241.4	272.4	236.9	232.9	—
Taylor	8013 VT2PDGRIB	VT2PDG	112	245.7	15.7	1	\$1,308	23	—	233.6	256.2	262.5	230.5	—
FS InVision	FS 6595V RIB	VT2P	115	244.0	16.3	2	\$1,295	27	—	263.1	225.9	245.8	241.3	—
FS InVision	FS 6406X RIB	STX	114	244.0	16.2	1	\$1,296	26	—	239.5	237.7	258.4	240.4	—
FS InVision	FS 6395VDG RIB	VT2PDG	113	242.7	15.6	1	\$1,293	28	—	245.3	248.2	247.0	230.4	—
Golden Harvest	G15J91-3220 EZR	3220	115	241.8	16.0	1	\$1,285	29	—	234.0	252.6	246.1	234.5	—
Wyffels	W7416	VT2P	112	241.0	15.6	2	\$1,284	31	—	250.0	240.0	250.9	223.2	—
FS InVision	FS 6306T RIB	TRE	113	240.5	15.1	2	\$1,285	30	—	244.6	235.4	246.7	235.4	—
Pioneer	P0953AM CK	AM	109	244.5	15.7	1	\$1,303	25	—	242.4	254.9	233.8	247.1	—
Averages =				244.8	16.0	2	\$1,302			240.7	249.5	256.3	232.3	
LSD (0.10) =				11.7	0.5	1.8				8.1	11.1	10.0	9.3	

† 2 replications early-season test; * Not harvested due to ponding damage (Bloomfield), results lost on bad computer disk drive (New London)

CORN PRODUCTS TESTED


Product/Brand	Technology	Maturity	RIB	STrt	Region(s) Tested
AGRIGOLD AgriGold (AgReliant Genetics, LLC) www.agrigold.com 5381 Akin Rd, St. Francisville, IL 62460 (800) 262-7333					
					
A636-16VT2PRIB GC	VT2P	106	Y	AC,P5V	IASOa
A645-16VT2RIB GC	VT2P	115	Y	AC,P5V	IASOb, MOCEb, MONOb
ARMOR Armor Seed, LLC (WinField United) www.armorseed.com 20 Ferri Dr, Cleveland, MS 38732 (870) 336-2290					
					
A1044 SS GC	STX	110	N*	Treated	IAECa, IASOa
A1575 VT2P GC	VT2P	115	N	Treated	IAECb
AUGUSTA Augusta Seed Corporation www.augustaseed.com PO Box 899, Verona, VA 24482 (540) 886-6055					
					
A1059-3110	3110	109	N	CM,C1	IAWCa, KSNEa, PACE
A1059-3330GT	3330	109	N	CM,C2	IAECa, IASOa, NCTsb, WISOb
A1060-3330	3330	110	N	CM,C2	IAECa, IASOa, IAWCa, ILECa, ILSOa, ILWCa, INCEa, INNOb, INSOa, NCTsb, PACE, PASE
A1259-5222	5222	109	N	CM,C2	IAECa, IASOa, ILECa, ILNOa, ILSOa, ILWCa, INCEa, INSOa, KSNEa, MOCEa, MONOa, NENEa, OHNWb, PACE
A1457-5122-EZ GC	5122	107	Y	AC,P2	IAECa, NESEa, WISOb
A4858-5122-EZ	5122	108	Y	CM,C2	IAECa, IASOa, ILNOa, INCEa, INNOa, NCTsb, OHNWa
A4961-5122-EZ	5122	111	Y	AVC,C5	IASOa, ILECb, NESEa, OHNWb
CHAMPION Champion Seed www.championseedofia.com PO Box 157, Ellsworth, IA 50075 (888) 417-2004					
					
58AZ1 VT2P GC	VT2P	108	N*	Treated	IAECa
CHANNEL Channel Brand (Bayer CropScience) www.channel.com 800 N Lindbergh Blvd, St. Louis, MO 63167 (800) 768-6387					
					
209-15VT2PRIB GC	VT2P	109	Y	AC,P2,B360	IASOa
CORNELIUS Cornelius Seed www.corneliusseed.com 14760 317th Ave, Bellevue, IA 52031 (800) 218-1862					
					
C575DP	VT2P	109	N	CM,C2,Vi	IAECa, IANCb, IANWb, ILNOa, ILWCa, NCTsb
C6812DP	VT2P	108	N	AC,P5V	IAECa, IANCb, IANWb, ILNOa, NCTsb, WISOb
C6936SS	STX	109	N	AC,P5	IAECa, IANCb, ILNOa, NCTsb
C7004DP	VT2P	110	N	CM,C2,Vi	IAECa, IANCb, ILWCa, NCTsb
C7125DP	VT2P	111	N	CM,C2,Vi	IAECb, ILNOb, ILWcb
C7270DP	VT2P	112	N	CM,C2,Vi	IAECb, ILWcb
C7308SS	STX	113	N	P5V	IAECb, ILNOb
C7366DGDP	VT2PDG	113	N	CM,C2,Vi	IAECb, ILNOb, ILWcb
DYNA-GR20 Dyna-Gro Seed (Nutrien Ag Solutions) www.dynagroseed.com 3005 Rocky Mountain Ave, Loveland, CO 80538 (970) 685-3300					
					
D50VC09	VT2P	110	N	AC,P5V,B-300	IASOa, IAWCa, INCEa, INNOb, MONOa, NENEa, OHNWb
D50VC78	VT2P	109	N	AC,P5V	IANCb, IANWb, IAWCa, ILNOa, INCEa, NCTsb
D51VC67	VT2P	110	N	AC,P5V	IAECa, ILSOa, INNOb, MOCEa, OHNWb

Product/Brand	Technology	Maturity	RIB	STrt	Region(s) Tested
D54VC34	VT2P	114	N	AC,P5V	DMNO, IAWCb, INCEb, KSNEb, MOCEb, MONOb, NENEb, NESEb, PASE
D55VC80	VT2P	115	N	AC,P5V	DMNO, IAECb, IASOb, ILSOb, INSOB, MOCEb, NESEb, PASE
FOUR STAR Four Star Seed Company www.4starseed.com 2929 335th St, Logan, IA 51546 (712) 644-1400					
					
6D52RIB	VT2P	110	Y	AC,P2	IAECa, IAWCa, NENEa, NESEa
EXP 2201	VT2P	109	Y	AC,P5V,B-300	IAECa, IAWCa, NENEa, NESEa
EXP 2202	VT2P	111	Y	AC,P5V,B-300	IAECb, IAWCb, NENEb, NESEb
FS INVISION FS InVision (GROWMARK, Inc.) www.fssystem.com/Products-Services/Agriculture/FS-Seed/FS-InVISION 1701 Towanda Ave, Bloomington, IL 61701 (309) 557-6000					
					
FS 5594X RIB	STX	105	Y	AC,P5V	IAECa, IANCa, IANWb, IAWCa, ILNOu, INNOa, MISOb, NCTsa, OHNWa, WISOb
FS 5704V RIB	VT2P	107	Y	AC,P5V	IAECa, IANCb, IANWb, IAWCa, ILECa, ILWCa, INCEa, INNOa, MISOb, NCTsb, OHNWa, WISOb
FS 5815V RIB	VT2P	108	Y	AC,P5V,EDC-EL	IAECa, IANCb, IANWb, IASOa, IAWCa, ILECa, ILNOa, ILWCa, INCEa, INNOa, MOCEa, NCTsb, OHNWa, WISOb
FS 5909D2A EZR	5222A	109	Y	AC,P5V	IAECa, IANCb, IANWb, IASOa, IAWCa, ILECa, ILNOa, ILWCa, INCEa, MOCEa, NCTsb, OHNWb
FS 6017V RIB	VT2P	110	Y	AC,P5V,EDC-EL	IAECa, IANCb, IANWb, IASOa, IAWCa, ILECa, ILNOb, ILSOa, ILWCa, INCEa, INNOb, MOCEa, MONOa, NCTsb, OHNWb
FS 6106X RIB	STX	111	Y	AC,P5V	IAECb, IASOa, IAWCb, ILECb, ILNOb, ILSOa, ILWcb, INNOb, MOCEa, MONOa, OHNWb
FS 6194V RIB	VT2P	111	Y	AC,P5V	IAECb, IASOa, IAWCb, ILECb, ILNOb, ILSOa, INCEb, INNOb, MONOa, OHNWb
FS 6217X RIB	STX	112	Y	AC,P5V	IASOb, ILECb, ILNOb, ILSOa, INNOb, MONOa
FS 6306T RIB	TRE	113	Y	AC,P5V	IAECb, IASOb, IAWCb, ILSOb, ILWcb, INCEb, MOCEb, MONOb
FS 6395VDG RIB	VT2PDG	113	Y	AC,P5V	IAECb, IASOb, IAWCb, ILECb, ILNOb, ILSOb, ILWcb, INCEb, MOCEb, MONOb
FS 6406X RIB	STX	114	Y	AC,P5V	IASOb, ILSOb, ILWcb, MONOb
FS 6595V RIB	VT2P	115	Y	AC,P5V	IAECb, IASOb, IAWCb, ILECb, ILSOb, ILWcb, MOCEb, MONOb
GOLDEN HARVEST Golden Harvest Brand (Syngenta) www.goldenharvestseeds.com 2001 Butterfield Rd, Ste 1600, Downers Grove, IL 60515 (800) 944-7333					
					
G07G73-5122 EZR	5122	107	Y	AVC,C2,Vi	IANCb, IANWb, IASOa, ILECa, ILNOa, ILWCa, INSOa, MISOb, MNSEb, MNSWb, NCTsb, NENEa, OHNWa, SDSEb, WISOb

CORN PRODUCTS TESTED

Product/Brand	Technology	Maturity	RIB	STrt	Region(s) Tested
G08R52-3220 EZR	3220	108	Y	AVC,C5,Vi	IASOa, ILNOa, MONOa, NCTsb, OHNWa
G10D21-3330 EZR	3330	110	Y	AVC,C5,Vi	IANCb, IANWb, IASOa, MOCEa, MONOa, NCTsb, OHNWb
G10L16-5222 EZR	5222	110	Y	AVC,C5,Vi	IASOa, ILSOa, INSOa, MONOa, OHNWb
G11V76-5122 EZR	5122	111	Y	AVC,C5,Vi	IASOa, ILNOb, MONOa, OHNWb
G12S75-5122 EZR	5122	112	Y	AVC,C5,Vi	IASOb, ILECb, ILNOb, ILWCb, MOCEa, MONOa, OHNWb
G13D55-3220 EZR	3220	113	Y	AVC,C5,Vi	IASOb, KSNEb, MOCEb, MONOb, NENEb, NESEb
G13P84-3120 EZR	3120	113	Y	AVC,C5,Vi	IASOb, ILNOb, ILSOb, INSOa, MOCEb, MONOb
G15J91-3220 EZR	3220	115	Y	AVC,C5,Vi	IASOb, ILECb, ILWCb, MOCEb, MONOb, NESEb
G16Q82-3120A EZR	3120A	116	Y	AVC,C5,Vi	IASOb, ILSOb, INSOb, MOCEb, MONOb, NESEb

HEFTY | Hefty Seed Company
www.heftyseed.com
 47504 252nd St, Baltic, SD 57003 | (866) 769-7200



H5655	TRE	106	N	HC	IANCa, IANWa, IAWCa, ILNOa, MNSEb, MNSWb, NCTSa, NENEa, PASE, SDSEb, WISOB
H5812 RIB	VT2P	108	Y	HC	IAECA, IANCb, IANWb, IAWCa, ILECa, ILNOa, ILWCa, NCTsb, NENEa, PACE, WISOB
H5832 RIB	VT2P	108	Y	HC	IAECA, IANCb, IANWb, IAWCa, ILECa, ILNOa, ILSOa, ILWCa, NCTsb, NENEa, NESEa, PASE, WISOB
H5944 RIB	STX	109	Y	HC	DMNO, IAECa, IANCb, IANWb, ILECa, ILNOa, ILWCa, NCTsb, NENEa, PACE
H5952	VT2P	109	N	HC	IAECA, IANCb, IANWb, IAWCa, ILNOa, NCTsb, NENEa, NESEa, PACE, PASE
H6042 RIB	VT2P	110	Y	HC	IAECA, IANCb, IANWb, IAWCa, ILECa, ILNOb, ILSOa, NCTsb, NESEa
H6132 RIB	VT2P	111	Y	HC	IAECb, ILSOa, ILWCb, NENEb
H6145 TRERIB	TRE	112	Y	HC	IAWCb, ILECb, ILNOb, ILSOa, NENEb, NESEa
H6244 RIB	STX	112	Y	HC	DMNO, IAECb, ILWCb, NENEb, NESEa, PACE
H6252	VT2P	112	N	HC	IAECb, ILNOb, ILSOa, ILWCb, NENEb, PASE
H6354	STX	113	N	HC	DMNO, IAECb, ILECb, ILSOb
H6355	TRE	113	N	HC	IAWCb, ILNOb, ILSOb, ILWCb, NESEb
H6423 RIB	VT2PDG	114	Y	HC	IAWCb, ILECb, ILSOb, NESEb, PASE
H6524 RIB	STX	115	Y	HC	IAWCb, ILECb, PASE
H6552	VT2P	115	N	HC	DMNO, IAECb, IAWCb, ILECb, ILSOb, ILWCb, NESEb, PASE

HOEGEMEYER | Hoegemeyer Hybrids (Corteva Agriscience)
www.therightseed.com
 1755 Hoegemeyer Rd, Hooper, NE 68031 | (800) 245-4631



7653Q	QR	106	Y	Lum,P1V	IANWa, IAWCa
-------	----	-----	---	---------	--------------


Product/Brand	Technology	Maturity	RIB	STrt	Region(s) Tested
7772Q	QR	107	Y	Lum	IAWCa, NENEa
7869AM	AM	108	Y	Lum	IANWb, IAWCa
8009AM	AM	110	Y	Lum	IANWb, IASOa, IAWCa, NENEa, NESEa
8084AM	AM	110	Y	Lum	IANWb, IASOa, IAWCa, KSNEa, NENEa, NESEa
8235Q	QR	112	Y	Lum	IAWCb, NENEb
8371AML	AML	113	Y	Lum,P1V	IASOb, KSNEb, NESEb
8447AM	AM	114	Y	Lum,P1V	IASOb, IAWCb, KSNEb, NENEb, NESEb
8518AM	AM	115	Y	Lum	IASOb

INTEGRA | Integra Fortified Seed (Wilbur-Ellis)
www.integraseed.com
 2219 229th Place, Ames, IA 50014 | (515) 292-1300







5682 VT2PRIB	VT2P	106	Y	AC,P5V,EDC-B	IAECA, IANCa, IANWa, IAWCa, ILECa, ILNOa, ILWCa, INNOa, MISOb, MNSWb, NCTSa, NENEa, OHNWa, SDSEb, WISOB
5719 VT2PRIB	VT2P	107	Y	AC,P2,SU	IAECA, IANCb, IANWb, IASOa, IAWCa, ILECa, ILNOa, ILWCa, INNOa, MISOb, MNSWb, MONOa, NCTsb, OHNWa, SDSEb, WISOB
5802 VT2PRIB	VT2P	108	Y	AC,P5V,EDC-B	IAECA, IANCb, IANWb, IASOa, IAWCa, ILECa, ILNOa, ILWCa, INNOa, KSNEa, MONOa, NCTsb, NENEa, NESEa, OHNWa, WISOB
6061 TRERIB	TRE	110	Y	AC,P5V,SU	IAECA, IANCb, IANWb, IASOa, IAWCa, ILECa, ILNOb, ILWCa, INNOb, KSNEa, MONOa, NCTsb, NENEa, NESEa, OHNWb
6162 VT2PRIB	VT2P	111	Y	AC,P5V,EDC-B	IAECb, IASOa, IAWCb, ILECb, ILNOb, ILWCb, INNOb, KSNEa, MONOa, NCTsb, NESEa, OHNWb
6342 TRERIB	TRE	113	Y	AC,P5V,EDC-B	IAECb, IASOb, IAWCb, ILECb, ILNOb, ILWCb, KSNEb, MONOb, NESEb
6410 VT2PRIB	VT2P	114	Y	AC,P5V,SU	IAECb, IASOb, IAWCb, ILECb, ILWCb, KSNEb, MONOb, NENEb, NESEb
6555 VT2PRIB	VT2P	114	Y	AC,P5V,SU	IAECb, IASOb, IAWCb, ILECb, ILWCb, KSNEb, MONOb, NENEb, NESEb
6641 VT2PRIB	VT2P	116	Y	AC,P5V,SU	IASOb, MONOb





KRUGER | Kruger Seeds (Bayer CropScience)
www.krugerseed.com
 33730 160th St, Cedar Falls, IA 50613 | (800) 772-2721



K0858DP	VT2P	108	Y	AC,P5,EDC	IAECA, IANCb, IANWb, IASOa, IAWCa
K0915DD	VT2PDG	109	Y	AC,P5,EDC	IAECA, IANCb, IANWb, IASOa, IAWCa
K0917SS	STX	109	Y	AC,P5V,EDC-B	IANCb, IANWb, IASOa
K1005DP	VT2P	110	Y	AC,P2	IAECA, IANCb, IANWb, IASOa, IAWCa
K1160SS	STX	111	Y	AC,P5V,EDC-B	IAECb, IAWCb
K1191DT	TRE	111	Y	AC,P5,EDC	IAECb, IASOa, IAWCb
K1237DT	TRE	112	Y	AC,P5,EDC	IASOb
K1313DD	VT2PDG	113	Y	AC,P5,EDC	IAECb, IASOb, IAWCb
K1327DT	TRE	113	Y	AC,P5,EDC	IAECb, IASOb, IAWCb


CORN PRODUCTS TESTED



Product/Brand	Technology	Maturity	RIB	STrt	Region(s) Tested
K1501DP	VT2P	115	Y	AC,P2	IAECb, IASOb, IAWCb
K1541SS	STX	115	Y	AC,P5V,EDC-B	IASOb
K4R-9706	STX	106	Y	AC,P5V,EDC-B	IAECa, IANCa, IANWa, IAWCa
KR-4608D	VT2PDG	108	Y	AC,P2	IAECa, IANCb, IANWb, IAWCa
LATHAM Latham Hi-Tech Seeds					
www.lathamseeds.com 131 180th St, Alexander, IA 50420 (877) 465-2842					
LH 5517 VT2P RIB	VT2P	105	Y	AC,P2	IAWCa, MNSEb, MNSWb, NCTSa, SDSEb
LH 5646 PCE	PC,E	106	N	CM,C2,Vi	IAECa, IAWCa, MNSEb, MNSWb, NENEa, SDSEb
LH 5725 VT2P RIB	VT2P	107	Y	AC,P2	IAECa, IANCb, IANWb, IAWCa, MNSEb, MNSWb, NENEa
LH 5769 SS RIB	STX	107	Y	AC,P5V	IAECa, IANCb, IANWb, IAWCa
LH 5847 VT2P RIB	VT2P	108	Y	AC,P2	IAECa, IANCb, IANWb, IAWCa, NENEa
LH 6097 VT2P RIB	VT2P	110	Y	AC,P2	IAECa, IANCb, IANWb, NENEa
LH 6146 TRE RIB	TRE	111	Y	AC,P5V,EDC-B	IAECb, IAWCb
LH 6149 SS RIB	STX	111	Y	AC,P5	IAECb, IAWCb
LH 6227 VT2P RIB	VT2P	112	Y	AC,P2	IAECb, IAWCb
LH 6289 SS RIB	STX	112	Y	AC,P5V	IAWCb
LH 6317 VT2PDG RIB	VT2PDG	113	Y	AC,P2	IAECb
LH 6477 VT2P RIB	VT2P	114	Y	AC,P2	IAECb, IAWCb
LG SEEDS LG Seeds (AgReliant Genetics, LLC)					
www.lgseeds.com 22827 Shissler Rd, Elmwood, IL 61529 (800) 752-6847					
LG5525VTP2RIB GC	VT2P	105	Y	AC,P5V	IAECa
LG62C02VT2PRIB GC	VT2P	112	Y	AC,P5V	IAECb
MIDWEST GENETICS Midwest Seed Genetics					
www.midwestseed.com 612 Dunlap St, Kentland, IN 47951 (515) 314-1003					
MW12-48 DGV2P GC	VT2PDG	112	Y	AC,P2	IAECb
NK BRAND NK Brand (Syngenta)					
www.nkseeds.com 2001 Butterfield Rd, Ste 1600, Downers Grove, IL 60515 (800) 258-0521					
NK0748-5122 EZR	5122	107	Y	AVC,C2,Vi	IAECa, IANCb, IANWb, IAWCa, ILECa, ILNOa, MNSEb, MNSWb, NCTsb, PACE, PASE, SDSEb, WISOb
NK0877-3220 EZR	3220	108	Y	AVC,C5,Vi	IAECa, IANCb, IANWb, IAWCa, ILNOa, INCEa, INNOa, NCTsb, OHNWa, PACE, PASE, WISOb
NK1188-3120 EZR	3120	111	Y	AVC,C5,Vi	IASOa, KSNEa, MOCEa, MONOa
NK1188-5122 EZR	5122	111	Y	AVC,C5,Vi	IAECb, IAWCb, INCEb, INNOb, NENEb, NESEa, OHNWb
NK1321-3120 EZR	3120	113	Y	AVC,C5,Vi	IAECb, IAWCb, ILECb, ILNOb, ILSOb, ILWCb, INCEb, INSOa, MOCEb, PASE
NK1349-3220 EZR	3220	113	Y	AVC,C5,Vi	IASOb, IAWCb, ILNOb, ILWCb, INCEb, INSOa, KSNEb, MONOb, NENEb, NESEb
NK1460-5222 EZR	5222	114	Y	AVC,C5,Vi	IAECb, IASOb, ILSOb
NK1523-3220 EZR	3220	115	Y	AVC,C5,Vi	IASOb, ILECb, ILSOb, KSNEb, MOCEb, MONOb, NESEb, PASE

Product/Brand	Technology	Maturity	RIB	STrt	Region(s) Tested
NK1661-3120A EZR	3120A	116	Y	AVC,C5,Vi	IASOb, ILSOb, INSOB, KSNEb, MOCEb, MONOb
NUTECH NuTech Seed, LLC (Corteva Agriscience)					
www.nutechseed.com 201 Knollwood Dr, Champaign, IL 61820 (888) 647-3478					
66C2Q	QR	106	Y	Lum,P1V	IAECa, IANCa, ILECa, ILNOa, ILWCa, MNSEb, NCTSa
68A7AM	AM	108	Y	Lum,P1V	IAECa, IANCb, IASOa, ILECa, ILNOa, ILSOa, ILWCa, INSOa, MOCEa, MONOa, NCTsb
68B3AML	AML	108	Y	Lum,P1V	IASOa, ILNOa, ILSOa, MOCEa, MONOa
69B9Q	QR	109	Y	Lum,P1V	IAECa, IANCb, IASOa, ILECa, ILNOa, ILWCa, INSOa, NCTsb
70A8AM	AM	110	Y	Lum,P1V	IAECa, IANCb, IASOa, ILECa, ILNOb, ILSOa, ILWCa, INSOa, MOCEa, MONOa, NCTsb
70F2Q	QR	110	Y	Lum,P1V	IAECa, IANCb, IASOa, ILECa, ILNOb, ILSOa, ILWCa, INSOa, MONOa, NCTsb
71F5Q	QR	111	N	Lum,P1V	IAECb, ILECb, ILNOb, ILWCb
72B7Q	QR	112	Y	Lum,P1V	IAECb, IASOb, ILECb, ILNOb, ILWCb, MOCEa, MONOa
72D4AM	AM	112	Y	Lum,P1V	IASOb, ILSOa, INSOa, MOCEa, MONOa
74A9AM	AM	114	Y	Lum,P1V	IAECb, IASOb, ILECb, ILSOb, ILWCb, INSOb, MOCEb, MONOb
74B6AM	AM	114	Y	Lum,P1V	IAECb, IASOb, ILECb, ILSOb, ILWCb, INSOb, MOCEb, MONOb
74F3AM	AM	114	Y	Lum,P1V	IAECb, IASOb, ILECb, ILSOb, ILWCb, INSOb, MOCEb, MONOb
PIONEER DuPont Pioneer (Corteva Agriscience)					
www.pioneer.com PO Box 454, Johnston, IA 50131 (800) 247-6803					
P0953AM CK	AM	109	Y	Lum	IAECa, IAEcb, IASOa, IASOb, IAWCa, IAWCb
P1222AM GC	AM	112	Y	Lum	IAECb
PROHARVEST ProHarvest Seeds, LLC					
www.proharvestseeds.com 2737 N 700 East Rd, Ashkum, IL 60911 (866) 807-7015					
81P88 TRERIB	TRE	111	Y	AC,P5V	IAECb, ILECb, ILNOb, ILWCb, INNOb, NENEb
82P29 VT2PRIB	VT2P	112	Y	AC,P5V	IAECb, ILECb, ILNOb, ILWCb
8360 VT2PRIB	VT2P	113	Y	AC,P5V	IAECb, ILECb, ILNOb, ILWCb, NENEb
83P33 DGV2PRIB	VT2PDG	113	Y	AC,P5V	IAECb, ILSOb, ILWCb, NENEb
RENK Renk Seed Co.					
www.renkseed.com 6809 Wilburn Rd. Sun Prairie, WI 53590 (800) BUY-RENK					
RK700SSTX	STX	107	N	AC,P5V	IAECa, IANCb, IANWb, IAWCa, ILECa, ILNOa, ILWCa, INNOa, NCTsb, NENEa, WISOb
RK710DGV2P	VT2PDG	107	Y	AC,P2	IAECa, IANCb, IANWb, IAWCa, ILNOa, ILWCa, INNOa, MISOb, MNSEb, MNSWb, NCTsb, NENEa, SDSEb, WISOb

For more yield results visit www.firstseedtests.com
FIRST does not make product endorsements.

CORN PRODUCTS TESTED

Product/Brand	Technology	Maturity	RIB	STrt	Region(s) Tested
RK765VT2PRIB	VT2P	109	Y	AC,P2	IAECa, IANCb, IANWb, IAWCa, ILNOa, ILWCa, NCTsb, NENEa
RK782VT2P	VT2P	109	N	AC,P5V	IAECa, IANCb, IANWb, IAWCa, ILECa, ILNOa, ILWCa, NCTsb, NENEa
RK805VT2P	VT2P	110	N	AC,P2	IAECa, IANCb, IANWb, IASOa, IAWCa, ILECa, ILNOb, ILWCa, NCTsb, NENEa
RK821SSTX	STX	111	N	AC,P5V	IAECb, IASOa, IAWCb, ILECb, ILNOb, INNOb, KSNEa, MONOa, NENEb, NESEa
RK826VT2P	VT2P	111	N	AC,P5V	IAECb, IASOa, IAWCb, ILNOb, ILWCb, INNOb, KSNEa, MONOa, NENEb, NESEa
RK882TRE	TRE	111	N	AC,P2	IAECb, IASOb, IAWCb, ILECb, ILNOb, ILSOa, ILWCb, INNOb, KSNEa, MONOa, NENEb, NESEa
RK895DGV2P	VT2PDG	113	N	AC,P5V	IAECb, ILSOa, ILWCb, KSNEb, MONOb, NENEb, NESEb
RK907SSTX	STX	115	N	AC,P5V	IAECb, ILECb, ILSOb, KSNEb, MONOb, NESEb
RK915VT2P	VT2P	115	N	AC,P5V	IASOb, IAWCb, ILECb, ILSOb, ILWCb, KSNEb, MONOb, NESEb
RK937VT2P	VT2P	113	Y	AC,P2	IASOb, IAWCb, ILECb, ILNOb, ILSOa, ILWCb, KSNEb, NENEb, NESEb
RK945DGV2P	VT2PDG	116	Y	AC,P2	IASOb, ILSOb, KSNEb, NESEb
TAYLOR Taylor Seed Farms, Inc. www.taylorseedfarms.com 2467 Hwy 7, White Cloud, KS 66094 (800) 742-7473					
6011 VT2P	VT2P	111	N	AC,P2	IASOa, MONOa
8013 VT2PDGRIB	VT2PDG	112	Y	CM,C2,Vi	IASOb, MONOa, NESEa
8824 VT2PRIB	VT2P	113	Y	CM,C2,Vi	IASOb, KSNEb, MONOb, NESEb
9907 VT2P	VT2P	107	N	AC,P2	IASOa, MONOa
9915 VT2P	VT2P	115	N	CM,C2,Vi	IASOb, KSNEb, MONOb, NESEb
EXP C-111-22 VT2P	VT2P	111	N	AC,P2	IASOa, MONOa, NESEa
EXP C-112-22 VT2P	VT2P	112	N	AC,P2	IASOb, KSNEa, MONOa, NESEa
EXP C-114-22 VT2P	VT2P	114	N	AC,P2	IASOb, KSNEb, MONOb, NESEb

Product/Brand	Technology	Maturity	RIB	STrt	Region(s) Tested
TITAN PRO Titan Pro SCI, Inc. www.titanprosci.com 1301 S 24th St, Clear Lake, IA 50428 (641) 357-7283					
12-12 2P	VT2P	112	Y	AC,P5	IAECb
18-12 SS	STX	112	Y	AC,P5V	IAECb
23-06 SS	STX	106	Y	AC,P5V	IAECa, IANCa, IANWa
82-14 2P	VT2P	114	Y	AC,P2	IAECb
94-09 2P	VT2P	109	Y	AC,P2	IAECa, IANCb, IANWb
96-06 2P	VT2P	106	Y	AC,P2	IAECa, IANCa, IANWa
WYFFELS Wyffels Hybrids, Inc. www.wyffels.com 13344 US Hwy 6, Geneseo, IL 61254 (800) 369-7833					
W4196RIB	VT2P	105	Y	AC,P2	IAECa, IANCa, IANWa, IAWCa, ILECa, ILNOu, ILWCa, MNSEb, MNSWb, SDSEb, WISOB
W4246RIB	VT2P	105	Y	AC,P2	IAECa, IANCa, IANWa, IAWCa, MNSEb, MNSWb, SDSEb, WISOB
W4588	STX	105	N	AC,P5V	IAECa, IAWCa, ILECa, ILWCa, MNSWb, NCTsa, SDSEb
W5086RIB	VT2P	107	Y	AC,P2	IAECa, IANCb, IANWb, IASOa, IAWCa, ILECa, ILNOa, ILWCa, MNSEb, MNSWb, NCTsb, SDSEb, WISOB
W5778	STX	109	N	AC,P5V	IAECa, IAWCa
W6408RIB	STX	110	Y	AC,P5V	IANCb, IANWb, IASOa, ILECa, ILWCa, NCTsb
W6826RIB	VT2P	111	Y	AC,P2	IANCb, IANWb, IASOa, ILSOa
W6906RIB	VT2P	111	Y	AC,P2	IASOa, ILSOa
W6978RIB	STX	111	Y	AC,P5V	IAECb, IANCb, IANWb, IASOa, IAWCb, ILNOb, ILSOa, NCTsb
W7416	VT2P	112	N	AC,P2	IAECb, IASOb, IAWCb, ILECb, ILNOb, ILSOa, ILWCb, MONOa, NENEb, NESEa
W7536DG	VT2PDG	112	N	AC,P2	IAECb, IASOb, IAWCb, ILECb, ILNOb, ILSOa, ILWCb, MONOa, NENEb, NESEa
W7876RIB	VT2P	114	Y	AC,P2	IAECb, IASOb, IAWCb, ILECb, ILNOb, ILSOb, ILWCb, MONOb, NENEb, NESEb
W7956RIB	VT2P	114	Y	AC,P2	IAECb, IASOb, IAWCb, ILECb, ILSOb, ILWCb, MONOb, NENEb
W8936DGRIB	VT2PDG	117	Y	AC,P2	IASOb, ILSOb, MONOb, NESEb



Independent Yield Trials Local Results



Convenient and Complete Yield Performance Reporting

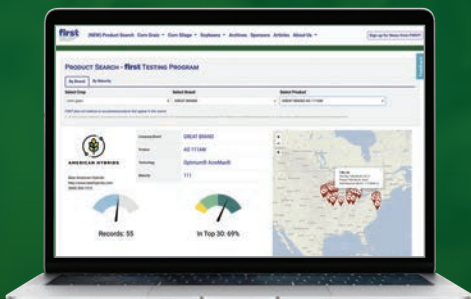
The image shows two overlapping screenshots of the First Seed Tests website. The top screenshot displays a 'Harvest Report' for a specific location, listing various crop parameters and yield data. The bottom screenshot shows a 'Region Summary' table with columns for region, product, and yield performance metrics.

Harvest Reports and **Region Summaries** provide field and multi-county summaries of corn grain, soybean, and corn silage yield performance from locations that are representative of their areas. Find local test results using interactive maps online. Sign up for free to receive email with links to the latest harvest reports at www.firstseedtests.com/signup/

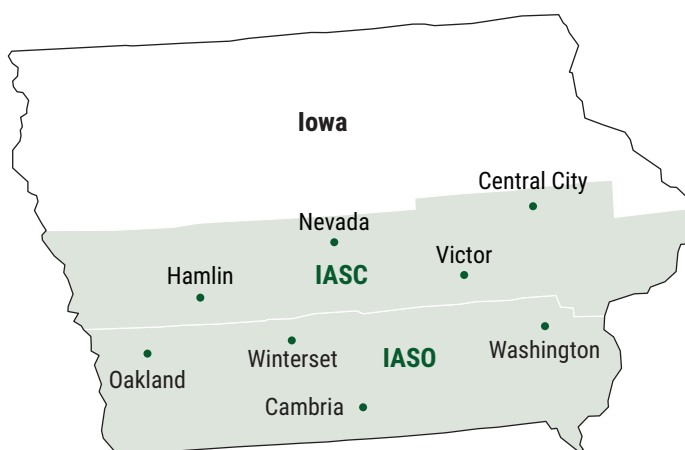
Performance Summaries highlight the results from regions operated by our Field Managers. Yield performances of the Top 30 products are compiled to help you **FIND THE BEST SEED PRODUCTS** for your farm. All editions are available at www.firstseedtests.com/archive/national-summary-reports/

The image is a screenshot of the '2021 Performance Summary' page. It features a header with the 'first' logo and the tagline 'farmers' independent research of seeds'. Below the header, there is a section titled '2021 Performance Summary' with a sub-section for 'Southern Iowa'. The page includes a map of Iowa and a list of products with their respective yield performance data.

Product Search provides all the yield results for individual corn grain and soybean products. Look up a product to review all of its FIRST tests including yield and yield advantage, field conditions, and report links at www.firstseedtests.com/product-search/



More information available at www.firstseedtests.com



Site Description: IASC (See soybean results table on page 15)

Site	FIRST Farmers	Soil Texture	Tillage	Previous Crop	Total Nitrogen (lbs)	Date Planted	Date Harvested	Average		Yield History	
								Stand × 1,000	Yield	Bu/A	Years
Central City	Jim Greif	loam	no-till	corn	–	12-May	18-Oct	156.3	75.9	55.8	6
Hamlin	Brian Jensen	silty clay loam	no-till	corn	–	6-May	6-Nov	156.3	85.3	–	new site
Nevada	Shane, Spencer, Norman Harrison	loam	minimum	corn	–	13-May	4-Nov	156.7	78.1	48.6	2
Victor	Dan DeRycke	silt loam	no-till	corn	–	12-May	19-Oct	136.9	86.1	68.7	9
									IASC	55.9	19

Site Description: IASO (See soybean results table on page 16)

Site	FIRST Farmers	Soil Texture	Tillage	Previous Crop	Total Nitrogen (lbs)	Date Planted	Date Harvested	Average		Yield History	
								Stand × 1,000	Yield	Bu/A	Years
Cambria	Dan Allred	silt loam	conventional	corn	–	15-May	23-Oct	156.6	76.8	56.2	3
Oakland	Mark & Keith Bentley	sandy clay loam	no-till	corn	–	14-May	7-Nov	–	NR	68.6	11
Washington	Tom Vittetoe	sandy clay loam	no-till	corn	–	2-Jun	20-Oct	156.9	74.6	68.6	11
Winterset	Mike Erdman	sandy clay loam	no-till	corn	–	15-May	22-Oct	156.6	69.4	68.3	17
									IASO	63.6	17

SOYBEAN REGIONAL ANNUAL YIELD AVERAGES FOR 2017–2020

FIRST Region	Average Yield by Year (Bu/A)					Since Inception	
	2021	2020	2019	2018	2017	Bu/A	#Years
IASC	81.1	58.3	58.4	66.3	64.9	55.9	19
IASO	73.5	62.4	70.3	70.0	62.0	63.6	17



Soybean Results: IASC (See site description on page 14)

EARLY-SEASON TEST | MATURITY GROUP 2.3-2.7 | Top 30 of 48 tested Results in BOLD are significantly above test average.

Company/ Brand	Product/ Brand	Technology	Maturity	Yield (Bu/A)	Moisture (%)	Lodging (%)	Gross Income (\$/A)	Central City	Hamlin	Nevada	Victor
Golden Harvest	GH2562XF	RXF	2.5	87.0	13.0	44	\$1,054	80.8	93.4	88.4	85.4
NK Brand	NK25-C9XF	RXF	2.5	86.5	11.7	10	\$1,048	81.7	84.3	89.4	90.5
Cornelius	CB27XF34	RXF	2.7	85.4	12.9	32	\$1,034	87.8	91.3	76.5	85.8
Champion	2612XL GC	RXF	2.6	84.5	12.5	12	\$1,024	83.3	92.3	75.4	87.2
Zinesto	Z2300E	E3	2.3	84.1	12.2	27	\$1,019	70.2	89.4	83.3	93.4
Kruger	K2604XF	RXF	2.6	84.1	12.9	17	\$1,018	82.6	89.7	74.8	89.2
Zinesto	Z2401E	E3	2.4	83.9	12.2	30	\$1,017	73.9	84.0	78.7	98.9
Zinesto	Z2700E	E3	2.7	83.9	12.3	20	\$1,016	73.8	87.8	85.6	88.2
Hoegemeyer	2660 E	E3	2.6	83.6	12.3	13	\$1,012	72.2	92.2	86.2	83.7
Kruger	K2391XF	RXF	2.3	83.5	13.3	11	\$1,010	84.4	91.4	65.2	93.0
Xitavo	XO 2501E	E3	2.5	83.5	11.8	19	\$1,012	79.8	84.6	74.2	95.4
Hefty	H26XF2	RXF	2.6	83.4	12.4	34	\$1,012	76.6	91.8	86.7	78.7
Stine	24EE32 §	E3	2.4	83.4	12.2	30	\$1,011	81.6	82.2	83.8	86.1
Hefty	H23XF1	RXF	2.3	83.1	12.4	8	\$1,007	82.1	93.4	69.9	87.0
Latham	L 2458 E3	E3	2.4	83.0	13.0	27	\$1,006	77.9	84.8	85.0	84.2
Golden Harvest	GH2722XF §	RXF	2.7	83.0	12.4	26	\$1,006	78.1	86.2	82.3	85.2
Credenz	CZ 2760GTLL	LLGT27	2.7	82.5	12.5	19	\$1,000	78.8	84.0	84.7	82.5
Kruger	K2594XF	RXF	2.5	82.4	12.9	13	\$997	79.9	91.8	72.2	85.5
Apex	AE2420S	E3,ST	2.4	82.3	12.4	30	\$997	75.0	87.6	77.7	88.8
Channel	2420RFX GC	RXF	2.4	82.2	12.3	45	\$997	80.0	84.6	79.1	85.2
Apex	AE2610	E3	2.6	82.2	12.2	9	\$996	73.2	93.2	79.2	83.0
Latham	L 2786 XF	RXF	2.7	82.0	12.8	14	\$994	82.0	87.4	73.4	85.3
Hoegemeyer	2421 E	E3	2.4	82.0	12.1	22	\$993	69.0	90.2	82.7	86.0
Xitavo	XO 2472E	E3	2.4	81.8	12.5	16	\$991	75.8	89.2	83.6	78.6
Cornelius	CB26XF76	RXF	2.6	81.4	12.5	28	\$986	80.6	85.1	78.2	81.8
FS HISOY	27F10	RXF	2.7	81.1	12.2	50	\$983	75.5	84.3	81.7	82.8
Hefty	H24XF2	RXF	2.4	81.0	13.2	27	\$981	82.2	78.7	73.4	89.8
LG Seeds	LGS2561XF GC	RXF	2.6	80.7	12.7	29	\$978	75.3	82.9	77.3	87.2
FS HISOY	27E10	E3	2.7	80.7	12.1	5	\$978	71.4	87.7	77.3	86.4
Renk	RS242NXF	RXF	2.4	80.7	12.1	10	\$977	79.2	86.4	74.9	82.1
Pioneer	P29T37E CK	E3	2.9	84.5	12.1	32	\$1,024	72.9	94.0	82.6	88.4
Averages =				81.5	12.4	22	\$988	75.9	86.4	78.0	85.8
LSD (0.10) =				4.8	0.5	10		5.5	4.2	5.2	5.2

FULL-SEASON TEST | MATURITY GROUP 2.8-3.2 | Top 30 of 48 tested Results in BOLD are significantly above test average.

Apex	AE3220	E3	3.2	88.5	11.5	35	\$1,072	77.4	94.1	90.1	92.2
Zinesto	Z3001E	E3	3.0	87.4	11.4	14	\$1,060	83.1	89.6	90.6	86.5
Latham	E 2959 E3	E3	2.9	86.5	11.2	21	\$1,048	85.7	92.6	72.4	95.2
NuTech	28N02E	E3	2.8	86.5	11.1	25	\$1,048	76.9	88.4	87.1	93.4
Xitavo	XO 2832E	E3	2.8	86.2	11.4	12	\$1,045	85.3	96.4	74.1	89.1
FS HISOY	28E10	E3	2.8	86.0	11.6	13	\$1,043	83.4	85.4	84.1	91.3
Zinesto	Z3202E	E3	3.2	85.9	11.9	42	\$1,041	79.1	85.3	84.4	94.8
Hoegemeyer	2831 E	E3	2.8	85.8	11.2	33	\$1,040	77.5	88.8	87.1	89.7
Golden Harvest	GH3132E3	E3	3.1	85.1	11.0	22	\$1,032	77.1	89.3	85.1	89.0
Apex	AE2920	E3	2.9	85.0	11.3	5	\$1,030	81.7	80.2	80.4	97.6
Stine	28EC32 §	E3	2.8	84.9	11.2	12	\$1,029	76.6	86.9	78.4	97.7
Zinesto	Z2902E	E3	2.9	84.1	11.3	17	\$1,019	85.0	85.1	82.4	83.8
Xitavo	XO 2921E	E3	2.9	83.9	11.6	23	\$1,017	80.4	84.2	82.7	88.2
P3 Genetics	2231E	E3	3.1	83.0	11.6	32	\$1,007	68.4	86.3	84.6	92.9
Genesis	G3260E	E3	3.2	83.0	11.3	44	\$1,006	77.3	85.8	81.9	87.0
Genesis	G2960E	E3	2.9	83.0	11.7	20	\$1,006	73.2	86.4	85.3	87.0
Golden Harvest	GH3192XF	RXF	3.1	82.7	11.5	24	\$1,003	80.1	86.1	84.2	80.5
NuTech	29N02E	E3	2.9	82.7	11.0	35	\$1,003	73.0	92.1	76.2	89.5
Renk	RS282NXF	RXF	2.8	82.4	11.4	38	\$998	82.3	88.4	75.0	83.8
Zinesto	Z3101E	E3	3.1	82.1	11.3	18	\$996	78.1	83.4	88.5	78.5
Hefty	H28XF2	RXF	2.8	82.0	11.4	37	\$994	76.2	75.9	89.5	86.4
Asgrow	AG31XF2 §	RXF	3.1	81.9	11.5	14	\$993	82.2	79.0	74.0	92.6
NK Brand	NK28-T3XF	RXF	2.8	81.8	11.3	24	\$992	85.7	90.7	70.4	80.6
NK Brand	NK29-A5E3 §	E3	2.9	81.6	11.6	18	\$989	72.7	90.7	73.0	90.1
Hoegemeyer	3141 E	E3	3.1	80.3	12.0	26	\$973	71.2	84.2	79.4	86.2
Latham	L 2839 LLGT27	LLGT27	2.8	80.2	11.7	40	\$972	77.0	88.3	76.1	79.3
Golden Harvest	GH2922E3	E3	2.9	80.1	11.0	16	\$970	71.6	86.5	75.2	87.0
P3 Genetics	2229E	E3	2.9	79.9	11.5	4	\$968	79.9	86.6	62.0	91.1
Credenz	CZ 3099GTLL	LLGT27	3.1	79.8	11.5	43	\$968	80.0	82.4	77.8	79.1
Cornelius	CB31XF42	RXF	3.1	79.8	11.3	27	\$967	66.0	87.5	81.1	84.5
Pioneer	P29T37E CK	E3	2.9	84.5	11.6	34	\$1,024	74.5	91.1	87.6	84.9
Averages =				81.2	11.4	26	\$984	75.9	84.1	78.2	86.4
LSD (0.10) =				4.9	0.4	10.5		5.7	4.6	5.9	7.1

Soybean Results: IASO (See site description on page 14)

EARLY-SEASON TEST | MATURITY GROUP 2.5-3.0 | Top 30 of 30 tested Results in BOLD are significantly above test average.







Company/ Brand	Product/ Brand	Technology	Maturity	Yield (Bu/A)	Moisture (%)	Lodging (%)	Gross Income (\$/A)	Cambria	Oakland#	Washington	Winterset
FS HiSOY	30F10	RXF	3.0	77.7	12.0	4	\$942	73.8	84.4	79.5	79.9
Hoegemeyer	2831 E	E3	2.8	77.1	12.2	6	\$934	75.0	69.8	77.1	79.1
Golden Harvest	GH2922E3	E3	2.9	76.1	12.0	4	\$922	73.8	73.6	78.5	76.0
Xitavo	XO 2921E	E3	2.9	75.9	12.3	2	\$919	74.6	76.1	70.7	82.3
NuTech	29N02E	E3	2.9	75.2	12.4	10	\$911	79.5	73.7	70.8	75.2
Stine	28EC32 §	E3	2.8	74.9	12.4	8	\$908	70.0	67.2	79.6	75.1
Genesis	G2960E	E3	2.9	74.9	12.3	5	\$907	77.7	74.3	71.6	75.2
Golden Harvest	GH2722XF §	RXF	2.7	74.7	11.7	10	\$906	74.3	91.9	75.3	74.5
Golden Harvest	GH2562XF	RXF	2.5	74.3	12.0	24	\$901	78.7	82.9	76.0	68.2
Pioneer	P30T99E §	E3	3.0	74.2	12.3	13	\$900	69.5	78.6	83.4	69.8
NuTech	30N05E	E3	3.0	74.0	12.1	10	\$897	72.3	78.0	76.9	72.9
Golden Harvest	GH2872XF	RXF	2.8	73.9	11.9	5	\$896	78.3	77.6	71.9	71.6
FS HiSOY	27E10	E3	2.7	73.8	12.1	2	\$895	75.9	74.8	75.3	70.3
NuTech	26N06E	E3	2.6	73.5	12.2	7	\$890	74.9	79.3	78.9	66.6
Xitavo	XO 2832E	E3	2.8	73.3	12.2	2	\$889	78.6	76.6	76.3	65.1
Kruger	K3003XF	RXF	3.0	73.1	11.7	7	\$886	77.5	85.8	70.1	71.7
NuTech	28N02E	E3	2.8	72.3	12.1	8	\$876	77.7	69.4	66.4	72.8
Apex	AE2920	E3	2.9	72.2	12.1	2	\$875	66.2	75.7	74.5	76.0
Champion	3022XL GC	RXF	3.0	72.2	12.0	7	\$875	81.1	85.9	72.9	62.6
Credenz	CZ 3099GTLL	LLGT27	3.1	71.9	11.9	8	\$871	74.9	66.7	78.5	62.3
Xitavo	XO 2501E	E3	2.5	71.8	12.0	5	\$871	74.5	73.3	75.3	65.8
Hoegemeyer	2660 E	E3	2.6	71.4	12.1	9	\$865	69.7	75.4	65.0	79.4
Kruger	K2902XF	RXF	2.9	71.0	12.1	3	\$861	72.0	83.4	68.5	72.6
Asgrow	AG30XF2 §	RXF	3.0	70.7	11.9	2	\$857	72.9	81.9	72.7	66.4
Kruger	K2793XF	RXF	2.7	70.3	12.2	2	\$852	73.2	79.4	68.1	69.7
FS HiSOY	29F10	RXF	2.9	69.4	11.6	5	\$841	77.1	79.8	67.2	64.0
Miller Hybrids	2503-E3 §	E3	2.5	69.3	11.8	7	\$840	73.1	79.4	69.3	65.6
FS HiSOY	28E10	E3	2.8	68.7	12.2	3	\$833	76.4	77.1	69.7	60.0
Kruger	K2885XF	RXF	2.8	67.3	12.0	10	\$816	71.7	87.4	67.9	62.4
Pioneer	P29T37E CK	E3	2.9	75.3	12.0	10	\$912	79.6	77.0	78.8	67.4
Averages =				73.0	12.1	7	\$885	74.8	77.9	73.6	70.7
LSD (0.10) =				5.3	0.2	8.3		3.8	4.5	4.9	6.7

FULL-SEASON TEST | MATURITY GROUP 3.1-3.6 | Top 30 of 45 tested Results in BOLD are significantly above test average.

Asgrow	AG32XF2 §	RXF	3.2	79.6	12.2	2	\$965	82.4	94.4	85.7	70.7
Kruger	K3305XF	RXF	3.3	78.3	12.1	2	\$949	80.6	78.8	79.6	74.7
Golden Harvest	GH3192XF §	RXF	3.1	77.4	11.8	4	\$938	78.3	91.1	80.5	73.4
Hoegemeyer	3591 E	E3	3.5	77.1	12.0	4	\$935	80.6	70.4	75.0	75.8
Credenz	CZ 3309GTLL	LLGT27	3.3	76.9	12.1	16	\$932	80.1	81.6	81.2	69.4
Golden Harvest	GH3380E3	E3	3.3	76.8	12.0	10	\$932	78.9	69.1	76.4	75.3
Genesis	G3260E	E3	3.2	76.6	12.4	16	\$929	77.4	76.8	83.7	68.8
FS HiSOY	35F10	RXF	3.5	76.4	11.9	18	\$925	82.6	87.5	80.4	66.1
Apex	AE3220	E3	3.2	76.2	12.4	19	\$923	72.1	71.2	79.3	77.1
FS HiSOY	35E10	E3	3.5	76.2	12.0	10	\$923	77.0	72.0	76.3	75.2
DONMARIO	DM36F62S	RXF	3.6	75.8	12.1	9	\$919	83.0	82.0	78.6	65.9
Kruger	K3103XF	RXF	3.1	75.7	11.9	2	\$918	79.9	90.2	81.0	66.3
Xitavo	XO 3341E	E3	3.3	75.7	12.2	11	\$916	81.9	67.1	72.7	72.4
Apex	AE3310	E3	3.3	75.5	11.9	10	\$916	74.4	65.3	80.8	71.5
Cornelius	CB31XF42	RXF	3.1	75.1	12.0	7	\$910	82.4	89.2	75.5	67.3
Xitavo	XO 3131E	E3	3.1	75.0	12.0	3	\$909	73.7	73.7	79.3	72.0
Stine	32EB02 §	E3	3.2	74.8	12.2	15	\$906	80.7	76.8	73.0	70.5
NK Brand	S35-E3	E3	3.5	74.7	12.3	10	\$905	77.0	75.9	76.0	71.1
Hoegemeyer	3141 E	E3	3.1	74.5	12.2	3	\$903	83.4	72.4	80.2	60.0
FS HiSOY	36F10	RXF	3.6	74.4	12.3	6	\$902	77.2	78.1	75.8	70.3
Golden Harvest	GH3442XF	RXF	3.4	74.4	12.2	4	\$902	79.8	93.1	78.6	64.9
NuTech	31N06E	E3	3.1	74.4	12.2	9	\$902	76.6	69.1	74.4	72.3
Apex	AE3420	E3	3.4	74.4	12.3	19	\$902	84.5	72.8	69.1	69.6
P3 Genetics	2234E	E3	3.4	73.9	12.5	15	\$896	75.6	70.7	75.7	70.5
Genesis	G3460E	E3	3.4	73.7	12.1	9	\$893	78.5	69.9	71.1	71.4
Channel	3022RFX GC	RXF	3.0	73.6	12.1	3	\$892	79.0	86.5	73.6	68.3
Golden Harvest	GH3132E3 GC	E3	3.1	73.5	12.0	2	\$891	74.7	70.1	77.9	67.9
FS HiSOY	32E00	E3	3.2	73.4	12.8	11	\$890	76.5	59.8	78.1	65.8
NK Brand	NK31-M7E3	E3	3.1	72.7	12.2	6	\$881	80.6	62.4	75.3	62.1
P3 Genetics	2136E	E3	3.6	72.7	12.2	4	\$881	80.0	74.1	67.5	70.5
Pioneer	P29T37E CK	E3	2.9	74.2	12.0	9	\$899	75.6	75.0	75.1	71.9
Averages =				74.0	12.1	8	\$897	78.1	76.6	75.3	68.7
LSD (0.10) =				4.4	0.4	9.3		3.6	6.7	4.9	5.6





§ Early- and full-season test results rejected due to herbicide damage





SOYBEAN PRODUCTS TESTED

Product/Brand	Technology	Maturity	SCN	STrt	Region(s) Tested
APEX M.S. Technologies, L.L.C. www.mstechseed.com 103 Avenue D, West Point, IA 52656 (800) 362-2510					
					
AE2420S	E3,ST	2.4	R	CMBV,SA	IANCa, IANOb, IANWa, IASCa, ILNO, INNO, NCSL, SDSE, WISO
AE2610	E3	2.6	R	CMBV,SA	IASCa
AE2920	E3	2.9	R	CMBV,SA	IANCb, IASCb, IASOa, ILNC, ILNO, INCE, INNO, NCSL, OHNW, PASE
AE3220	E3	3.2	R	CMBV,SA	IASCb, IASOb, ILNC, ILNO, INCE, INNO, OHNW, PASE
AE3310	E3	3.3	R	CMBV,SA	IASOb, ILNC, ILNO, INNO, OHNW
AE3420	E3	3.4	R	CMBV,SA	IASOb, ILNC, ILSC, INCE, INNO, OHNW, PASE
ASGROW Asgrow Brand (Bayer CropScience) www.asgrow.com 800 N Lindbergh Blvd, St. Louis, MO 63167 (314) 694-1000					
					
AG30XF2 §	RXF	3.0	R	ACi,IL	IASCb, IASOa, ILNO, INNO, NENE, OHNW, PASE
AG31XF2 §	RXF	3.1	R	ACi	IASCb, IASOb, ILNC, ILNO, INCE, INNO
AG32XF2 §	RXF	3.2	R	ACi,IL	IASOb, NENE
AG35XF1 §	RXF	3.5	R	Untreated	IASOb, ILNC, ILSC, ILSO, INCE, KSNE, MOCE, MONOa, NESE, PASE
CHAMPION Champion Seed www.championseedofowa.com PO Box 157, Ellsworth, IA 50075 (888) 417-2004					
					
2612XL GC	RXF	2.6	NA	na	IASCa
3022XL GC	RXF	3.0	NA	na	IASOa
CHANNEL Channel Brand (Bayer CropScience) www.channel.com 800 N Lindbergh Blvd, St. Louis, MO 63167 (800) 768-6387					
					
2420RFX GC	RXF	2.4	R	ACi,IL	IASCa
2521RFX GC	RXF	2.5	NA	ACi	IASCa
2922RFX GC	RXF	2.9	R	ACi,IL	IASCb, INCE
3022RFX GC	RXF	3.0	R	ACi,IL	IASOb, NENE
CORNELIUS Cornelius Seed www.corneliusseed.com 14760 317th Ave, Bellevue, IA 52031 (800) 218-1862					
					
CB26XF76	RXF	2.6	R	PG+	IANCb, IASCa, NCSL
CB27XF34	RXF	2.7	R	PG+	IANCb, IASCa, NCSL
CB29XF09	RXF	2.9	R	PG+	IANCb, IASCb, ILNO, NCSL
CB31XF42	RXF	3.1	R	PG+	IASCb, IASOb, ILNO
CB35XF65	RXF	3.5	R	PG+	IASOb, ILNC
CREDENZ Credenz (BASF) agriculture.basf.us/crop-protection/products/seeds/credenz.html 2 T.W. Alexander Drive, Research Triangle Park, NC 27709 (877) 365-4287					
					
CZ 2550GTLL	LLGT27	2.5	MR	PV,IL,OB	IANCa, IANOb, IANWb, IASCa, NCSL, SDSE, WISO
CZ 2760GTLL	LLGT27	2.7	R	PV,IL,OB	IANCb, IANWb, IASCa, NENE, OHNW, PASE, SDSE





Product/Brand	Technology	Maturity	SCN	STrt	Region(s) Tested
CZ 3099GTLL	LLGT27	3.1	R	PV,IL,OB	IASCb, IASOa, OHNW, PASE
CZ 3309GTLL	LLGT27	3.3	R	PV,IL,OB	IASOb, MONOa, OHNW, PASE
DONMARIO Donmario Seeds, Inc. www.donmario.com/en/usa/home 454 E 300 N Rd, Gibson City, IL 60936 (217) 784-8475					
					
DM36F62S	RXF	3.6	NA	CMBV	IASOb, ILNC, INCE, NESE
FS HISOY FS HiSoY (GROWMARK, Inc.) www.fssystem.com/Products-Services/Agriculture/FS-Seed/FS-HISOY 1701 Towanda Ave, Bloomington, IL 61701 (309) 557-6000					
					
23F10	RXF	2.3	R	ACi,B-200	IANCa, IANOb, IASCa, NCSL, WISO
27E10	E3	2.7	R	ACi,B-200	IANWb, IASCa, IASOa, ILNO, INNO, NCSL
27F10	RXF	2.7	R	ACi,B-200	IANCb, IANWb, IASCa, NCSL, OHNW
28E10	E3	2.8	R	ACi,B-200	IANCb, IANWb, IASCb, IASOa, ILNC, ILNO, INCE, INNO, NCSL, OHNW
29F10	RXF	2.9	R	ACi,B-200	IANCb, IASCb, IASOa, ILNO, INNO, NCSL
30F10	RXF	3.0	R	ACi,SA,B-200	IASOa, ILNO
31F10	RXF	3.1	R	ACi,B-200	IASCb, ILNO, INCE, INNO, OHNW
32E00	E3	3.2	R	ACi,SA,B-200	IASOb, ILNO, INNO, OHNW
32F10	RXF	3.2	R	ACi,B-200	IASCb, ILNC, ILNO, INCE, INNO
35E10	E3	3.5	R	ACi,B-200	IASOb, ILNC, ILSC, INCE, MONOa
35F10	RXF	3.5	R	ACi,B-200	IASOb, MONOa
36F10	RXF	3.6	R	ACi,B-200	IASOb, ILNC, INCE, MOCE
GENESIS M.S. Technologies, L.L.C. www.mstechseed.com 103 Avenue D, West Point, IA 52656 (800) 362-2510					
					
G2460ES	E3,ST	2.4	R	CMBV,SA	IANCa, IANOb, IANWa, IASCa, ILNO, INNO, NCSL, OHNW, SDSE, WISO
G2960E	E3	2.9	R	CMBV,SA	IANCb, IASCb, IASOa, ILNC, ILNO, INCE, INNO, NCSL, OHNW, PASE
G3260E	E3	3.2	R	CMBV,SA	IASCb, IASOb, ILNC, ILNO, INCE, INNO, OHNW, PASE
G3460E	E3	3.4	R	CMBV,SA	IASOb, ILNC, ILSC, INCE, INNO, OHNW, PASE
GOLDEN HARVEST Golden Harvest Brand (Syngenta) www.goldenharvestseeds.com 2001 Butterfield Rd, Ste 1600, Downers Grove, IL 60515 (800) 944-7333					
					
GH2562XF	RXF	2.5	R	CMBV,SA	IASCa, IASOa, WISO
GH2722XF §	RXF	2.7	MR	CMBV,SA	IANCb, IASCa, IASOa
GH2872XF	RXF	2.8	R	CMBV,SA	IANWb, IASOa, NENE
GH2922E3	E3	2.9	R	CMBV,SA	IANCb, IASCb, IASOa, NCSL, NENE, OHNW
GH3132E3	E3	3.1	R	CMBV,SA	IASCb, OHNW
GH3192XF	RXF	3.1	MR	CMBV,SA	IASCb, ILNO, OHNW
GH3380E3	E3	3.3	NA	Untreated	IASOb


SOYBEAN PRODUCTS TESTED

Product/Brand	Technology	Maturity	SCN	STrt	Region(s) Tested
GH3442XF	RXF	3.4	MR	CMBV,SA	IASOb, ILSC, MONOa, NESE, OHNW
GH3512E3S	E3,ST	3.5	MR	CMBV,SA	IASOb, ILNC, ILSO, MONOa, NESE
HEFTY Hefty Seed Company www.heftyseed.com 47504 252nd St, Baltic, SD 57003 (866) 769-7200					
					
H23XF1	RXF	2.3	NA	DST4,SA	IANCa, IANOb, IASCa, MNSOb, NCSL, SDEC, SDSE
H24XF2	RXF	2.4	NA	DST4,SA	IANCa, IANOb, IANWa, IASCa, ILNO, NCSL, SDSE
H25XF1	RXF	2.5	NA	DST4,SA	IANCa, IANOb, IANWb, IASCa, ILNO, NCSL, SDSE
H26XF2	RXF	2.6	NA	DST4,SA	IANCb, IANWb, IASCa, ILNO, NCSL, NENE, SDSE
H28XF2	RXF	2.8	NA	DST4,SA	IASCb, ILNC, ILNO, NCSL, PASE
H30XF2	RXF	3.0	NA	DST4,SA	IASCb, ILNC, ILNO, NENE, PASE
H31XF2	RXF	3.1	NA	DST4,SA	IASCb, ILNC, ILNO, NENE, NESE, PASE
HOEGEMEYER Hoegemeyer Hybrids (Corteva Agriscience) www.therightseed.com 1755 Hoegemeyer Rd, Hooper, NE 68031 (800) 245-4631					
					
2421 E	E3	2.4	R	Lum,Lu,IL	IANCa, IANWa, IASCa, SDSE
2660 E	E3	2.6	R	Lum,Lu,IL	IANCb, IANWb, IASCa, IASOa, NENE, SDSE
2831 E	E3	2.8	R	Lum,Lu,IL	IANCb, IANWb, IASCb, IASOa, NENE
3141 E	E3	3.1	R	Lum,Lu,IL	IASCb, IASOb, NENE, NESE
3421 SE	E3,ST	3.4	R	Lum,Lu,IL	IASOb, MONOa, NESE
3591 E	E3	3.5	R	Lum,Lu,IL	IASOb, MONOa, NESE
KRUGER Kruger Seeds (Bayer CropScience) www.krugerseed.com 33730 160th St, Cedar Falls, IA 50613 (800) 772-2721					
					
K2391XF	RXF	2.3	R	ACi,IL	IANCa, IANOb, IANWa, IASCa
K2594XF	RXF	2.5	R	ACi,IL	IANCa, IANOb, IANWb, IASCa
K2604XF	RXF	2.6	R	ACi,IL	IASCa
K2793XF	RXF	2.7	R	ACi,IL	IANCb, IANWb, IASCa, IASOa
K2885XF	RXF	2.8	R	ACi,IL	IANCb, IANWb, IASCb, IASOa
K2902XF	RXF	2.9	R	ACi,IL	IANCb, IASCb, IASOa
K3003XF	RXF	3.0	R	ACi,IL	IASCb, IASOa
K3103XF	RXF	3.1	R	ACi,IL	IASCb, IASOb
K3305XF	RXF	3.3	R	ACi,IL	IASOb
K3594XF	RXF	3.5	R	ACi,IL	IASOb
K3603XF	RXF	3.6	R	ACi,IL	IASOb
LATHAM Latham Hi-Tech Seeds www.lathamseeds.com 131 180th St, Alexander, IA 50420 (877) 465-2842					
					
E 2959 E3	E3	2.9	R	SS+,SA	IASCb
L 2458 E3	E3	2.4	R	SS+,SA	IANCa, IANOb, IANWa, IASCa, NCSL, SDSE

Product/Brand	Technology	Maturity	SCN	STrt	Region(s) Tested
L 2494 XF	RXF	2.4	R	SS+,SA	IANOb, IASCa, NCSL, SDSE
L 2638 E3	E3	2.6	R	SS+,SA	IANCb, IASCa, SDSE
L 2786 XF	RXF	2.7	R	SS+,SA	IANCb, IANWb, IASCa, NCSL, NENE, SDSE
L 2839 LLGT27	LLGT27	2.8	R	SS+,SA	IANWb, IASCb, NCSL, NENE, SDSE
L 2894 E3	E3	2.8	R	SS+,SA	IANCb, IANWb, IASCb, NCSL, NENE, SDSE
L 3086 XF	RXF	3.0	R	SS+,SA	IASCb, NENE
LG SEEDS LG Seeds (AgReliant Genetics, LLC) www.lgseeds.com 22827 Shissler Rd, Elmwood, IL 61529 (800) 752-6847					
					
LGS2348E3 §	E3	2.3	R	na	IASCa
LGS2491XF §	RXF	2.4	NA	na	IASCa
LGS2561XF GC	RXF	2.6	R	ASfi,SA	IASCa
MILLER HYBRIDS Miller Hybrids www.millerhybrids.com 1213 Larch Ave, Kalona, IA 52247 (319) 481-8514					
					
2503-E3 §	E3	2.5	R	na	IASOa
3403-E3 GC	E3	3.4	R	na	IASOb
NK BRAND NK Brand (Syngenta) www.nkseeds.com 2001 Butterfield Rd, Ste 1600, Downers Grove, IL 60515 (800) 258-0521					
					
NK25-C9XF	RXF	2.5	MR	CMBV,SA	IANOb, IANWb, IASCa, SDSE
NK27-A7XF §	RXF	2.7	MR	CMBV,SA	IASCa
NK28-T3XF	RXF	2.8	R	CMBV,SA	IASCb, NCSL, PASE
NK29-A5E3 §	E3	2.9	MR	CMBV,SA	IASCb, NCSL, NENE
NK31-M7E3	E3	3.1	R	CMBV,SA	IASOb, ILNC, NENE
NK34-G1XF	RXF	3.4	MR	CMBV,SA	IASOb, ILSC
NK35-J6E3S §	E3,ST	3.5	MR	CMBV,SA	IASOb, INCE, NESE, PASE
S35-E3	E3	3.5	R	CMBV,SA	IASOb
NUTECH NuTech Seed, LLC (Corteva Agriscience) www.nutechseed.com 201 Knollwood Dr, Champaign, IL 61820 (888) 647-3478					
					
24N04E	E3	2.4	R	Lum,Lu,IL	IANCa, IANOb, IASCa, ILNO, NCSL
26N06E	E3	2.6	R	Lum,Lu,IL	IANCb, IASCa, IASOa, ILNO, NCSL
28N02E	E3	2.8	R	Lum,Lu,IL	IANCb, IASCb, IASOa, ILNC, ILNO, NCSL
29N02E	E3	2.9	R	Lum,Lu,IL	IANCb, IASCb, IASOa, ILNC, ILNO, NCSL
30N05E	E3	3.0	R	Lum,Lu,IL	IASCb, IASOa, ILNC, ILNO
31N06E	E3	3.1	R	Lum,Lu,IL	IASCb, IASOb, ILNC, ILNO
34N06E	E3	3.4	R	Lum,Lu,IL	IASOb, ILNC, ILSC, MONOa
35N03E	E3	3.5	R	Lum,Lu,IL	IASOb, ILNC, ILSC, ILSO, MOCE, MONOa
P3 GENETICS P3 Genetics (M.S. Technologies, L.L.C.) http://www.mstechseed.com 103 Avenue D, West Point, IA 52656 (800) 362-2510					
					
2126E	E3	2.6	R	PG+	IASCa, NCSL
2136E	E3	3.6	R	PG+	IASOb, ILNC

SOYBEAN PRODUCTS TESTED

Product/Brand	Technology	Maturity	SCN	STrt	Region(s) Tested
2229E	E3	2.9	R PG+		IASCb, NCSL
2231E	E3	3.1	R PG+		IASCb, ILNO
2234E	E3	3.4	R PG+		IASOb, ILNC
PIONEER DuPont Pioneer (Corteva Agriscience) www.pioneer.com PO Box 454, Johnston, IA 50131 (800) 247-6803					
					
P25T09E §	E3	2.5	R Treated		IASCa, NCSL, WISO
P29T37E CK	E3	2.9	NA na		IASCa, IASCb, IASOa, IASOb
P30T99E §	E3	3.0	R na		IASOa, ILNC, ILNO, ILSC, INCE, INNO, OHNW
RENK Renk Seed Co. www.renkseed.com 6809 Wilburn Rd. Sun Prairie, WI 53590 (800) BUY-RENK					
					
RS242NXF	RXF	2.4	R EcTC,SA		IANCa, IANOb, IASCa, NCSL, WISO
RS282NXF	RXF	2.8	R EcTC,SA		IANCb, IASCb, ILNC, ILNO
STINE Stine Seed Company www.stinseed.com 22555 Laredo Trail Adel, IA 50003 (800) 362-2510					
					
24EE32 §	E3	2.4	R SFI		IANOb, IASCa, ILNO, INNO, OHNW, SDSE, WISO
25EB32 §	E3	2.5	R SFI		IANCa, IANOb, IANWb, IASCa, ILNO, INNO, NCSL, SDSE
28EC32 §	E3	2.8	R SFI		IANCb, IASCb, IASOa, INCE, INNO, NCSL, NENE, PASE
32EB02 §	E3	3.2	R SFI		IASOb, ILNC, ILNO, NENE
35EE32 §	E3	3.5	R SFI		IASOb, ILNC, INCE, KSNE, MONOa, NESE, PASE
XITAVO Xitavo (M.S. Technologies, L.L.C.) www.xitavosoybeanseed.com 103 Avenue D, West Point, IA 52656 (800) 362-2510					
					
XO 2472E	E3	2.4	R PV,IL,OB		IASCa, NCSL, SDSE, WISO

Product/Brand	Technology	Maturity	SCN	STrt	Region(s) Tested
XO 2501E	E3	2.5	R PV,IL,OB		IANCa, IANOb, IANWb, IASCa, IASOa, ILNO, NCSL, SDSE
XO 2832E	E3	2.8	R PV,IL,OB		IANCb, IANWb, IASCb, IASOa, INNO, NCSL, NENE, OHNW, PASE, SDSE
XO 2921E	E3	2.9	R PV,IL,OB		IANCb, IASCb, IASOa, ILNC, ILNO, INNO, NENE, OHNW, PASE
XO 3131E	E3	3.1	R PV,IL,OB		IASCb, IASOb, ILNC, ILNO, INNO, NENE, NESE, OHNW, PASE
XO 3341E	E3	3.3	R PV,IL,OB		IASOb, INCE, MONOa, NENE, NESE, PASE
XO 3651E	E3	3.6	R PV,IL,OB		IASOb, ILNC, ILSC, ILSO, INCE, KSNE, MOCE, MONOa, NESE, PASE
ZINESTO M.S. Technologies L.L.C. www.zinestoseed.com 103 Avenue D, West Point, IA 52656 (800) 352-2510					
					
Z2300E	E3	2.3	R DST4,SA		IANOb, IASCa, SDSE
Z2302SE	E3,ST	2.3	NA DST4,SA		IANCa, IANOb, IANWb, IASCa, MNSOb, NCSL, SDEC, SDSE
Z2401E	E3	2.4	R DST4,SA		IANCa, IANOb, IASCa, ILNO, NCSL, SDSE
Z2700E	E3	2.7	R DST4,SA		IANCb, IASCa, ILNO, NCSL, NENE, SDSE
Z2902E	E3	2.9	NA DST4,SA		IANCb, IASCb, ILNC, ILNO, NCSL, NENE, PASE
Z3001E	E3	3.0	R DST4,SA		IASCb, ILNC, ILNO, NENE, PASE
Z3101E	E3	3.1	R DST4,SA		IASCb, ILNC, ILNO, NENE, NESE, PASE
Z3202E	E3	3.2	NA DST4,SA		IASCb, ILNC, ILNO, NENE, NESE, PASE



EFG, LLC
P.O. Box 1001
Urbana, IL 61803

**YOU CAN
ALWAYS USE
A BOOST**

CHECK first

Boost your **2022**
Seed Selections

NEW!

2021 Harvest Reports include plot weather. See how the season affected yields.

"What I like about using FIRST is that it's independent research. They have no horse in the race."

—Mark Uittenbogaard, Iowa farmer



first
farmers' independent
research of seed
technologies

Independent and
Unbiased Yield Results at
www.firstseedtests.com